


CHICAGO BEARS



1996 MEDIA GUIDE

NEW BEARS HEADQUARTERS

The Chicago Bears will move into a new \$20 million year-round facility in 1997. The 38-acre complex is located in Lake Forest on Route 60 just east of the Tri-State Tollway, approximately four miles from Halas Hall.

The complex will include a 100,000 square foot office building, indoor practice facility and two and one-half outdoor fields. The remaining land will be unused, allowing the club flexibility for future expansion if needed. The indoor facility will be a rigid structure as opposed to the current air-supported structure the club has utilized since 1990. One of the two 100-yard outside fields will have an underground heating system which will keep the grass soft and growing into the early part of winter.

Two other elements of the outdoor are a "climb-hill" and a jogging/bike path. The climb-hill is a popular form of conditioning which has become more widespread after being endorsed by Walter Payton.

The building will cover just three acres of the property, while wetlands will cover six. The main building is almost two football fields long and 100 feet wide. Halas Hall has 32,000 feet of space, the new building will have 100,000. The current Bears lockerroom is 1,400 square feet, while the new one will be almost 2,900 square feet. It will have 62 lockers with room to quickly expand to 100.

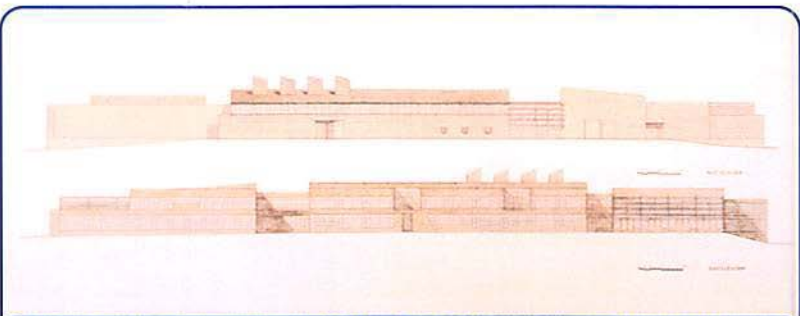
Other amenities:

- Nine regular classrooms, one large classroom, and a 150-seat auditorium that can be used as a theatre, classroom or television studio.
- A two-floor weight room, with free weights on the ground floor and aerobic equipment above. There will be a high-tech sound system below and 10-15 personalized TV sets, with headphones and radio channels, above.
- A 60-foot lap pool with varying depths and resistant current which will be used for hydro-therapy rehabilitation.
- A racquetball and basketball court
- 225 parking spaces
- A 1.5 mile path for running and cycling
- A three-room players lounge, including a kitchen, leisure area, and room with nine computer work stations.

The two and one-half outdoor practice fields will include 14 miles of underground heating tubes; five miles of drain tubing that can capture and disperse nine inches of rainfall per hour; 2.5 miles of cooling pipes for the grass roots.

Club President Michael McCaskey and Director of Administration Tim LeFevour studied several facilities in the NFL over the last several years in developing ideas for the new complex. LeFevour is directing the project along with construction manager, Mark DeMarsh.

The Bears purchased the land from the Carroll family of Lake Forest in April, 1995 and a groundbreaking ceremony took place on May 12, 1995. The complex is an extension of Conway Park, a 200-acre office complex. A name for the new facility has yet to be determined.



An architectural rendering of the Bears' new headquarters due to open in 1997.

1996 SCHEDULE

PRE-SEASON

Sat. Aug. 3	BEARS	at Carolina Panthers	6:30 PM
Sun. Aug. 11	BEARS	Miami Dolphins	Noon
Sat. Aug. 17	BEARS	at New Orleans Saints	7:00 PM
Thur. Aug. 22	BEARS	Kansas City Chiefs	7:00 PM

REGULAR SEASON

Mon. Sept. 2	BEARS	Dallas Cowboys	8:00 PM
Sun. Sept. 8	BEARS	at Washington Redskins	Noon
Sun. Sept. 15	BEARS	Minnesota Vikings	Noon
Sun. Sept. 22	BEARS	at Detroit Lions	3:00 PM
Sun. Sept. 29	BEARS	Oakland Raiders	Noon
Sun. Oct. 6	BEARS	Green Bay Packers	Noon
Sun. Oct. 13	BEARS	at New Orleans Saints	Noon
Sun. Oct. 20	*** OFF Week ***		
Mon. Oct. 28	BEARS	at Minnesota Vikings	8:00 PM
Sun. Nov. 3	BEARS	Tampa Bay Buccaneers	Noon
Sun. Nov. 10	BEARS	at Denver Broncos	3:00 PM
Sun. Nov. 17	BEARS	at Kansas City Chiefs	Noon
Sun. Nov. 24	BEARS	Detroit Lions	Noon
Sun. Dec. 1	BEARS	at Green Bay Packers	Noon
Sun. Dec. 8	BEARS	St. Louis Rams	Noon
Sat. Dec. 14	BEARS	San Diego Chargers	3:00 PM
Sun. Dec. 22	BEARS	at Tampa Bay Buccaneers	Noon

Chicago time; home games in blue

CREDITS

The Chicago Bears 1996 Media Guide is produced by the Bears' Public Relations Department. Cover photo by R.G. Wacławicz / NFL Photo. Inside photos by Bill Smith. Printed by Graphic Arts Studio (847-381-1105). Special thanks to Pat McGrath, Ed Kozak, and Adam Keats for their editorial assistance.

INDEX

40 Passes vs. 40 Rushes	84	Middle Linebackers	55
100-yard Receiving Games	160	Monday Night Football	216
100-yard Rushing Games	158	Most-watched TV Games	196
300-yard Passing Games	162	Naming the Bears	4
1995 Final Standings	95	New Facility	inside front cover
1995 Final Statistics	96	NFC Central Standings	41
1995 Game Summaries	98	NFL Phone Numbers	222
1996 Draft	168	Off-season Transactions	39
1996 NFL Pre-Season Schedule	223	Opening Day Rookie Starters	82
1996 NFL Schedule	back cover	Opponent Records	122
1997 Schedule Formula	140	Overtime Games	215
Air Miles	132	Payton, Walter	151
All-time Assistant Coaches	181	Penalties	86
All-time Drafts	168	Piccolo Award & Winners	83
All-time Practice Squad	181	Platteville	218
All-time Roster	182	Players with Pro Experience Bios	86
Annual Leaders	152	Playoff Experience	41
Artificial Turf	71	Playoff Payouts	75
Assistant Coaches Bios	10	Post-season Records	111
Attendance	149	PR Phone Numbers	222
Bears Care	10	Practice Squad	181
Bears Share	219	Pre-season Schedule	223
Birthdays During the Season	85	Pre-season Results	192
Blown Leads	191	Pro Bowlers	214
Career Coaching Records	141	Pronunciation Guide	93
Career Games and Starts	90	QB Rating (the formula)	43
Career Records	141	Quarterback Ratings (Bears' best)	162
Career Statistics of Active Bears	94	Radio Announcers	220
Chicago Bears Insider	221	Rankings	148
Chicago Bears Weekly	221	Results—Post-season	196
Coaches Bios	10	Results—Pre-season	192
Come-from-behind Wins	190	Results—Regular season	197
Consecutive Games and Starts	91	Results—Team-by-team	204
Contract Expiration	19	Retired Numbers	165
Dates for 1996-97	222	Road Trips	224
Dave Wannstedt Show	221	Rookie Records	110
Did You Know (8 point finals)	207	Rookie Starters	82
Did You Know (AFC West)	155	Roster, 1996	92
Did You Know (Barry Sanders)	206	Roster, All-time	182
Did You Know (Chargers' last visit)	129	Safeties	58
Did You Know (New England)	167	Schedule, 1996 (NFL)	inside back cover
Did You Know (Salaam youngest)	115	Schedule, Bears 1996	1; back cover
Did You Know (Tampa Bay)	135	Schedule, Pre-Season (NFL)	223
Directory	3	Scoring Streak (NFL)	81
Domed Stadium Records	71	Season Openers	33
Draft, 1996	78	Shutouts (Bears)	109
Draftee Bios	79	Soldier Field	217
Drafts (All-time)	168	Special Teams Tackles	32
Fan Club	26	Standings, 1995 Final	95
Fight Song	5	Starting QBs	49
First-Round Picks	167	Strength of Schedule	11
Football Staff Bios	16	Super Bowls (1997-1999)	20
Franchise Moves	209	Team Records — Defense	133
Free Agent Bios	89	Team Records — Offense	124
Games and Starts	90	Team-by-Team Results	204
Halas Hall	219	Team-by-Team Summary	212
Halas, George	150	Teamates	54
Halas, George, Jr. ("Mugs")	151	Television Shows	221
Hall of Famers	163	Thanksgiving Games	156
Head Coaches	8	Ticket Office	219
Historical Highlights	145	Tie Games	212
History	4; 145	Training Camp	218
Hotels	224	Transactions	39
How the Bears Were Built	106	Turf Games	71
Individual Records	112	Undrafted Free Agents	89
International Games	194	Veteran Bios	18
Internet	18	Wannstedt Roster	77
Jersey Numbers	174	Wannstedt Show	221
Last Time	107	Wannstedt, Dave	7
Longest Plays at Soldier Field	123	Won for All	62
Luncheon Series	221	Year-by-year	197
Media Information	224		

CLUB DIRECTORY

HEADQUARTERS

Halas Hall
250 N. Washington Road
Lake Forest, IL 60045
847-295-6600

TICKET OFFICE

950 N. Western
Suite One
Lake Forest, IL 60045
847-615-BEAR (2327)

SOLDIER FIELD

425 E. McFetridge
Chicago, IL 60605

Bears on Internet:
<http://nfl.com/bears>

MANAGEMENT

Chairman of the Board Ed McCaskey
President/CEO Michael McCaskey
Vice President of Operations Ted Phillips
Director of Administration Tim LeFevour

MARKETING

Dir. Marketing/Broadcasting Ken Valdiserri
Dir. Community Involvement Pat McCaskey
Manager of Promotions John Boström
Mgr of Sales & Development Jack Trompeter
Skybox Manager Caroline Guip
Marketing Assistant Joe Ferrazza

PUBLIC RELATIONS

Director of Public Relations Bryan Harlan
Assistant Director Doug Green
Intern Scott Hagel

TICKETS

Ticket Manager George H. McCaskey
Assistant Ticket Manager Amy Baranko
Customer Service Reps. Chris Gauvin
Kendra Lindborg
Ed Alba

COMPUTERS

Dir. Information Systems Greg Gershuny
Computer Assistants Colette Barker
Eric Gershuny

ACCOUNTING

Controller Scott Worthem
Accounting Assistants Cheryl Sinnot
Kris Voska
Purchasing Agent Max Swiatek

OFFICE STAFF / ADMINISTRATIVE ASSISTANTS

Administration Tim McCaskey
Receptionist Louise Johnson
Research / Special Projects Phil Handler
Operations Secretary Ann Quint
Administrative Secretary Irene Wandel
Personnel Secretary Chris Ridge
Public Relations Secretary Anne Appel
Coaches Secretary Barb Allen
Marketing Secretary Dana Petrie

COACHING STAFF

Head Coach Dave Wannstedt
Assistant Head Coach / Off. Line Tony Wise
Offensive Coordinator / QBs Ron Turner
Defensive Coordinator / LBs Bob Slowik
Defensive Line Clarence Brooks
Defensive Backs Carlos Mainord
Defensive Assistant Greg Schiano
Running Backs Willie Peete
Wide Receivers Ivan Fears
Tight Ends Ted Plumb
Special Teams Danny Abramowicz

PLAYER PERSONNEL

Director of Player Personnel Rod Graves
National Scout Charles Garcia
Regional Scouts Charlie Mackey
Jeff Shiver, Bobby Riggie
BLESTO Scout Gary Smith
Pro Scout Mike McCartney

FOOTBALL STAFF

Head Athletic Trainer Fred Caito
Assistant Athletic Trainer Tim Bream
Assistant Athletic Trainer Jeff Hay
Strength Coordinator Clyde Emrich
Physical Development Coordinator Russ Riederer
Asst. Physical Dev. Coord. Steve Little
Consulting Orthopaedists Michael Schafer
Gordon Nuber, Mark Bowen
Consulting Internist Dr. Michael Ankin
Dir. Research & Quality Control Craig VerSteeg
Player Liaison/Operation Asst. Brian McCaskey
Director of Video Services Dean Pope
Assistant Video Director Dave Hendrickson
Equipment Manager Gary Haeger
Assistant Equipment Manager Tony Medlin
Equipment Assistant Carl Piekarski

BUILDING AND GROUNDS

Superintendent-Halas Hall R.L. McMurrin
Stadium Assistant Bryan Pett
Groundskeeper Ken Mroch
Assistant Groundskeeper John Berta

THE BEARS

The Bears were established in 1920 as George Halas founded professional football with representatives from 12 other clubs in Canton, Ohio. Halas was not only the team's founder but served as head coach for 40 years and was active with the Bears until his death in 1983. The Bears have won nine world championships, six of those coming between 1932-46. The team has participated in the playoffs 22 times, and sent 26 players, one coach, and one general manager to the Pro Football Hall of Fame, the most of any team.

A native Chicagoan, Halas was a three sport letterman at the University of Illinois. He joined the Navy after graduation before playing right field for the New York Yankees. A hip injury ended his baseball career and Halas moved to Decatur to work for a corn products firm owned by A.E. Staley, who sponsored a semi-pro baseball team and later commissioned Halas to organize an independent football team. One year later, Staley gave Halas the club and Halas made Dutch Sternaman his partner. Halas was a player-coach from 1920-29 and was named to the NFL all-pro squad of the 1920s. He holds three NFL coaching records and four Bears coaching records. Halas' 324 coaching victories was broken in 1994 by Don Shula of the Miami Dolphins. Halas led the Bears to six world championships — his first and last separated by 42 years (1921 and 1963). *(More on George Halas on page 150.)*

1920s: George Halas founded pro football and the Decatur Staley's in 1920 and set membership at \$100 per club. The Staley's posted a 10-1-2 record in that inaugural season as each player earned \$1,900 for the season. The Bears won their first title the next season (1921) with a 9-1-1 mark and went on to post winning records in all but one season in the entire decade (1929: 4-9-2). The first major signing took place in 1925 when the Bears signed Red Grange to a contract. Halas then took Grange and the Bears on a coast-to-coast barnstorming tour in which the club played 16 games in nine weeks. The first game of that stretch was played before 36,000 at the team's home site, Wrigley Field.

1930s: Halas left the coaching ranks in 1930 and Ralph Jones led the club to a 24-10-7 record from 1930-32. The Bears won the 1932 championship before 11,198 fans at Chicago Stadium. The franchise lost \$18,000 that season and Sternaman sold his half of the club to Halas. The 1933 season marked Halas' return to coaching and the beginning of the National Football League. The Bears beat the Giants 23-21 in the NFL's first championship game that year. The Bears advanced to the NFL title game twice more in the decade, but fell to the Giants in 1934 and the Redskins in 1937.

1940s: The decade began with another NFL title as the Bears buried the Washington Redskins, 73-0, as ten different players scored while Chicago unveiled the T-formation. Halas left for war duties in the middle of the 1942 season. The team continued winning, but lost the title game in Washington, 14-6. Luke Johnsos and Hunk Anderson co-coached the wartime Bears the next three seasons. In 1943, the Bears beat Washington 41-21, at Wrigley Field in the NFL title game. Halas returned in 1946 and the Bears won the title again — defeating the Giants, 24-14, before a NFL record crowd of 58,346 in the Polo Grounds.

1950s: The Bears began the decade with a title run, but lost to the Rams in the 1950 Western

NAMING THE BEARS

George Halas originally named the team the Decatur Staleys after A.E. Staley, a starch manufacturer and enthusiastic sports fan who sponsored a semi-pro team and commissioned Halas to organize the team.

One year later, trying to match the profitability of Chicago's baseball games, Staley asked Halas if he would take the team off Staley's hands and move it to Chicago for \$5,000 while keeping the name Staleys for another year. With the help of legendary baseball pioneer Bill Veeck and William Wrigley, Halas soon acquired a lease to play at Wrigley Field.

When Halas's obligation to Staley terminated in 1922, he considered re-naming the team the Chicago Cubs out of respect for Veeck and Wrigley who, according to Halas in his biography, "had been such a great help."

But, as Halas continued, "I noted football players are much bigger players than baseball players, so if baseball players are cubs, then football players must be bears!"

On January 28, 1922, the franchise was re-named the Chicago Bears.

The team colors have always been blue and orange after Halas' alma mater, the University of Illinois. Halas lettered in football, basketball, and baseball for the Fightin' Illini.

THE BEARS

Division title game, 24-14. Paddy Driscoll replaced Halas as coach in 1956 and the Bears lost to the Giants in the NFL Championship game at Yankee Stadium. Halas returned for his final stint as head coach in 1958.

1960s: The Bears won their final title under Halas in 1963, beating the NY Giants, 14-10, at Wrigley Field. A new era was signaled in 1965 when the club drafted Dick Butkus and Gale Sayers in the first round of the college draft. Sayers set a NFL record with 22 TDs as a rookie, including six in a single game against the 49ers. Prior to the 1968 season, Halas retired from coaching after 40 seasons and a 324-151-31 record.

Ed McCaskey was named team's vice-president and treasurer in 1967, a position he held for 17 years before being named to his current position of Chairman of the Board in 1983. Ed spearheaded the club's civic activities for many years and attends NFL meetings. Among his many civic contributions on behalf of the Bears was guiding the Brian Piccolo Fund from its inception in 1970 to 1987, raising millions of dollars for cancer research.

1970s: The Bears played their final season in Wrigley Field in 1970 before moving to Soldier Field. In the same year, Halas was elected president of the NFC as the NFL and AFL merged. In 1974, Jim Finks joined the Bears as General Manager. Finks named Jack Pardee, the first non-Bear in such a position, as head coach replacing Abe Gibrin. In 1975, the Bears moved their training camp to Lake Forest after spending 31 years in Rensselaer, Indiana; and Walter Payton was the club's first-round draft choice. After a 14-year hiatus the Bears returned to the playoffs in 1977, winning their final six games to finish 9-5. The Bears again made the playoffs in 1979 under head coach Neill Armstrong. Chicago lost in the opening round in both 1977 and 1979. The organization suffered a major loss at end of the decade when team president George "Mugs" Halas, Jr. died at 54. Mugs joined the Bears front office in 1950, was named treasurer in 1953, and became president of the club in 1963. (More on "Mugs" Halas on page 151.)

1980s: Armstrong's tenure ended in 1982 and he was replaced by Dallas Cowboys' assistant Mike Ditka, a Bears tight end from 1961-66. In 1983, Jim Finks resigned and George Halas died at age 88. Michael McCaskey, the oldest son of Ed and Virginia McCaskey, and the grandson of George Halas, became the third president in club history.

McCaskey was a business school professor and operated a consulting company in Boston before joining the Bears. In his 12 full seasons with the club the Bears have posted nine winning seasons, made three trips to the NFC title game and won Super Bowl XX. The Bears have won 63% of their games in that period, second-best in the NFL. McCaskey has served stints on the Finance, Long Range Planning, Stadium, and NFL Properties Executive committees during his tenure.

The Bears returned to the NFL elite in 1984. They advanced to the NFC Championship game (losing to San Francisco) and Walter Payton broke Jim Brown's all-time NFL rushing record. The loss in the '84 title game set the stage for the 1985 season in which the Bears posted shutouts in the both playoff games before ripping the Patriots, 46-10, in Super Bowl XX. The Bears won the NFC Central division each of the next three seasons, but could never get past the NFC title game. Payton's jersey was retired following the '87 season.

1990s: The Bears made playoff appearances in 1990 and 1991. The 1992 season was marked by the retirement of Mike Singletary, the end of the Mike Ditka era and Kevin Butler becoming the club's all-time scoring leader. Dave Wannstedt was named the 11th coach in team history in 1993 and led the Bears to back-to-back winning seasons in 1994 and 1995. The uniform numbers of Dick Butkus (51) and Gale Sayers (40) were retired in 1994 and groundbreaking on a new \$20 million team headquarters in Lake Forest was held in 1995.


CHICAGO BEARS FIGHT SONG

The Chicago Bears fight song, *Bear Down, Chicago Bears*, was introduced in 1941. Though Jerry Downs is listed as the composer, it is a pseudonym for Al Hoffman who also wrote the words and music for the song *If I Knew You Were Coming, I'd Have Baked a Cake*.

Hoffman's words for the Bears' fight song.

*Bear down, Chicago Bears, make every play clear the way to victory;
Bear down, Chicago Bears, put up a fight with a might so fearlessly.
We'll never forget the way you thrilled the nation with your T-formation.
Bear down, Chicago Bears, and let them know why you're wearing the crown.
You're the pride and joy of Illinois, Chicago Bears, bear down.*

HEAD COACH



HEAD COACH



DAVE WANNSTEDT

Fourth season

Dave Wannstedt enters his fourth season as Chicago's head coach following back-to-back winning seasons — a feat the Bears haven't accomplished since 1990-91. After leading the Bears to a 7-9 mark in his first season, Wannstedt posted 9-7 records the last two seasons. In 1994, the Bears advanced to the final eight, but last year's team was the only NFL team with a winning record not to make the playoffs as tiebreakers kept Chicago out of post-season action.

The Bears finished strong in 1995, winning their final two games for the first time since the 1986 team that finished 14-2. Chicago's 4-4 mark in the NFC Central led to a third place finish, best since 1991. The average age of 26.4 was the fifth-youngest in the NFL as 16 starters have five years or less experience in the NFL. After suffering nine double-digit losses in Wannstedt's first two seasons, last year's team was driving for the winning or tying score in the closing minutes in six of the seven losses. The Bears continued to be disciplined under Wannstedt, leading the league for the second straight season drawing just 71 penalties including two games without a single foul. Wannstedt concluded his third season with a 25-23 regular season mark — a victory total that ranks fourth in club coaching annals. A testimony of the strong staff that Wannstedt assembles is the fact that three assistants have left for coordinators positions in the last two years.

First Two Years in Chicago

In 1994, Wannstedt led the Bears back to the playoffs after a three-year hiatus. The team's 9-7 regular season mark earned a wild card berth which led to a first round upset of NFC Central champion Minnesota. He was named NFC Coach of the Year by *Football News*, UPI and Kansas City's 101 Club and was among the top three finishers for the NFL Coach of the Year by AP, *Pro Football Writers*, *The Sporting News*, *Pro Football Weekly*, and *Football Digest*.

The Bears were one of four NFC Central teams in the playoffs, a berth earned after a four-game winning streak at midseason moved the team from 4-4 to 8-4. The Bears posted a season-high 35 points in beating the Vikings in the playoffs, only to lose to eventual Super Bowl champion San Francisco the next week. Six of Chicago's seven losses in 1994 were against playoff teams and among the Bears wins were triumphs over four-time defending AFC Champion Buffalo and at Miami.

Wannstedt's first season in Chicago ended with a 7-9 record highlighted by two impressive winning streaks. After an 0-2 start, the Bears won three straight games including a 17-6 win against the then undefeated Philadelphia Eagles (4-0) at Veterans Stadium. A four-game winning streak, which included a NFL-first three road wins in 12 days, had Chicago in a first-place tie in the NFC Central with four games remaining. The Bears were in the midst of the playoff chase until the 17th week of the season as the team improved two games from their 5-11 record in 1992. Again, Wannstedt was among the top vote getters in the NFL Coach of the Year award.

Since Wannstedt's arrival, three drafts have produced nine starters including Curtis Conway, Raymont Harris, Rashaan Salaam, Todd Perry and Jim Flanigan. In addition, he brought in free agents Erik Kramer, Andy Heck and Michael Timpson on offense and Marty Carter, Joe Cain, and Bryan Cox on defense. Trades produced Barry Minter and Vinson Smith. Just two starters (Mark Carrier and Donnell Woolford) remain from the pre-Wannstedt era.

HEAD COACH

Rebuilding of the Cowboys

Wannstedt was named the 11th head coach in club history on January 19, 1993. He was the choice of club President Michael McCaskey after serving four years as defensive coordinator of the Dallas Cowboys where he emerged as the most sought after NFL head coaching candidate following the 1992 season.

The exclamation point to Wannstedt's tenure in Dallas came in Super Bowl XXVII when his defense forced nine turnovers as the Cowboys routed the Buffalo Bills, 52-17. Wannstedt's '92 defense was the youngest in the NFL yet ranked first in the league, allowing an average of just 245.8 yards. Amazingly, the Cowboys did not have a defensive player named to the Pro Bowl. The Cowboys improved from a 1-15 team when Wannstedt became defensive coordinator in 1989, to a 16-3 club in his final season.

Wannstedt was named *The National's* NFL Assistant of the Year in 1990 as his club led the league against the pass and was 18th against the run. In 1991, the Cowboys improved to ninth against the run and this past season they were tops in the NFL allowing just 77.8 yards rushing per game. Wannstedt's success made him a finalist for the Pittsburgh Steelers head job following the 1991 season, prompting Jimmy Johnson to give Wannstedt the additional position of Assistant Head Coach in January, 1992.

College Assistant

Wannstedt began his coaching career in 1975 as defensive line coach at the University of Pittsburgh under his college coach, Johnny Majors. After four years at Pitt he followed Johnson to Oklahoma State where he served two years as defensive line coach and two years as defensive coordinator. He joined Ted Tollner's staff at USC (1983-85) before becoming defensive coordinator at the University of Miami (1986-88). At Miami, his defense held opponents to 2.2 yards-per-carry and 10.9 points-per-game while averaging 48 sacks a season. Wannstedt's defenses produced 11 players who were drafted by the NFL, five in the first two rounds. As a collegiate assistant, Wannstedt's teams had a 106-45-4 record, including a 6-4 mark in Bowl games. Combined with a 5-2 mark in NFL playoff games, his overall post-season record is 11-6. In 21 seasons of coaching at major colleges and in the NFL, Wannstedt has been on 15 winning teams, 10 Bowl teams, and one Super Bowl champion.

Personal

A Pittsburgh native, David Raymond Wannstedt was born on May 21, 1952, and graduated from Baldwin High. He attended the University of Pittsburgh where he earned a bachelors degree in physical education and a masters in curricular supervision. Wannstedt played offensive tackle (1970-73) and captained the team his senior year which featured freshman running back Tony Dorsett. Wannstedt was selected by the Green Bay Packers in the 15th round of the 1974 draft but spent the season on Injured Reserve with a foot injury. He subsequently joined Majors' staff at Pittsburgh.

Wannstedt is active in several charitable endeavors and serves on the board of directors of Children's Memorial Hospital. He and his wife, Jan, have two daughters — Keri (19) and Jami (15).

BEARS HEAD COACHES

Seasons		Overall W-L-T	Regular W-L-T	Post-season W-L
George Halas	1920-29; 33-42; 46-55; 58-67	324-151-31	318-148-31	6-3
Ralph Jones	1930-32	24-10-7	23-10-7	1-0
Heartley (Hunk) Anderson / Luke Johnsos	1942-45	24-12-2	23-11-2	1-1
John "Paddy" Driscoll	1956-57	14-10-1	14-9-1	0-1
Jim Dooley	1968-71	20-36-0	20-36-0	None
Abe Giron	1972-74	11-30-1	11-30-1	None
Jack Pardee	1975-77	20-23-0	20-22-0	0-1
Neill Armstrong	1978-81	30-35-0	30-34-0	0-1
Mike Ditka	1982-92	112-68-0	106-62-0	6-6
Dave Wannstedt	1993-95	26-24-0	25-23-0	1-1

HEAD COACH

Year	Team	Coaching Position	Regular Season	Playoffs
1975	Pittsburgh Panthers	assistant	7-4-0	1-0 Won Sun Bowl, 35-19 (Kansas)
1976	Pittsburgh Panthers	assistant	11-0-0	1-0 *Won Sugar Bowl, 27-3 (Georgia)
1977	Pittsburgh Panthers	assistant	8-2-1	1-0 Won Gator Bowl, 34-3 (Clemson)
1978	Pittsburgh Panthers	assistant	8-3-0	0-1 Lost Tangerine Bowl, 30-17 (NC State)
1979	Oklahoma St. Cowboys	def. line	7-4-0	
1980	Oklahoma St. Cowboys	def. line	4-7-0	
1981	Oklahoma St. Cowboys	def. cord	7-4-0	0-1 Lost Independence Bowl, 24-14 (Texas A&M)
1982	Oklahoma St. Cowboys	def. cord	4-5-2	
1983	USC Trojans	def. line	4-6-1	
1984	USC Trojans	def. line	8-3-0	1-0 Won Rose Bowl, 20-17 (Ohio State)
1985	USC Trojans	def. line	6-5-0	0-1 Lost Aloha Bowl, 24-3 (Alabama)
1986	Miami Hurricanes	def. cord	11-0-0	0-1 Lost Fiesta Bowl, 14-10 (Penn St)
1987	Miami Hurricanes	def. cord	11-0-0	1-0 *Won Orange Bowl, 20-14 (Oklahoma)
1988	Miami Hurricanes	def. cord	10-1-0	1-0 Won Orange Bowl, 23-3 (Nebraska)
1989	Dallas Cowboys	def. cord	1-15-0	
1990	Dallas Cowboys	def. cord	7-9-0	
1991	Dallas Cowboys	def. cord	11-5-0	1-1 Lost Second Round, 38-6 (Detroit)
1992	Dallas Cowboys	asst. head coach/def coord	13-3-0	3-0 Won Super Bowl XXVII, 52-17 (Buffalo)
1993	Chicago Bears	head coach	7-9-0	
1994	Chicago Bears	head coach	9-7-0	1-1 Beat Vikings; lost to 49ers in 2nd Round
1995	Chicago Bears	head coach	9-7-0	

* NCAA Champions

College regular season total (14 seasons)	106-44-4
Bowl record	6-4-0
NFL Assistant regular season total (four seasons)	32-32-0
NFL Assistant playoff total	4-1-0
NFL Head Coach regular season total (three seasons)	25-23-0
NFL Head Coach playoff total	1-1-0
21 season career total (.624)	174-105-4

Career highlights:

- May 21, 1952.....Born in Pittsburgh, Pennsylvania.
- 1970-73.....Offensive tackle at University of Pittsburgh.
- 1974.....15th round selection by Green Bay Packers. Spent entire season on IR.
- 1975.....Begins coaching career at University of Pittsburgh under Johnny Majors.
- 1977.....Pitt is undefeated (12-0) in winning the NCAA championship.
- 1979-82.....Joins Jimmy Johnson's Oklahoma State staff.
- 1983-85.....Joins Ted Tollner's staff at USC.
- 1986-88.....Rejoins Johnson as defensive coordinator at University of Miami.
- January 1, 1988.....Hurricanes are undefeated (12-0) in winning the NCAA championship.
- 1989-92.....Dallas Cowboys defensive coordinator.
- January, 1992.....Named Assistant Head Coach/Defensive Coordinator by Jimmy Johnson.
- January 19, 1993.....Named 11th head coach in Bear history.
- January 31, 1993.....Leads defense to nine turnovers as Cowboys rout Bills, 52-17, in Super Bowl XXVII.
- Sept. 26, 1993.....Earns first win as head coach as Bears beat Tampa Bay 47-17 at Soldier Field.
- Jan. 1, 1995.....First playoff win, a 35-18 victory in Minnesota over division champion Vikings.

ASSISTANT COACHES



RON TURNER Offensive Coordinator / Quarterbacks

Under the direction of coordinator Ron Turner, the Bears' 1995 offense was the most prolific in club history. The Bears set nine offensive records last season while averaging 24.5 points (8th in NFL) and 355 yards per game (9th in NFL).

Turner joined the Bears staff as coordinator prior to the 1993 season. In addition, he coaches quarterbacks and calls plays from the press box. Turner's offense has improved dramatically in each of his three seasons. The offense improved 60 yards per game from '93 to '94 and another 63 yards from '94 to '95. Chicago's offense finished in the NFL's top 10 last season for just the second time in the last nine years. Erik Kramer, set single season club marks with 29 TD passes, 522 pass attempts, 315 completions and 3,838 yards while throwing a single-season low 10 interceptions.

The 42-year old Turner entered the pro ranks after a successful college coaching career. In 1992, in his only year as a head coach, Turner led San Jose State to a 7-4 record, second in the Big West. The Spartans gained over 400 yards per game while averaging 30 points, ranking 15th in the nation. Turner was courted for the vacant Stanford head coaching position following the 1994 collegiate season but decided to remain with the Bears.

Turner spent the previous 15 years as an assistant at the major college level. He earned the San Jose State post after coordinating the Stanford offense for three seasons under Dennis Green where he coached Tommy Vardell (49ers) and Glyn Milburn (Lions) and recruited current Bears QB Steve Stenstrom.

As a player, Turner was a second-team JUCO all-American wide receiver at Diablo Valley. He transferred to Pacific and led the Tigers in receiving in 1975 and 1976, totaling 40 catches for 666 yards and three TDs. The following season he spent with Pacific as a graduate assistant before landing as receivers coach at Arizona. In 1981, Turner joined Green at Northwestern where he spent two seasons as offensive coordinator.

Turner became the quarterback coach at Pittsburgh in 1983 before taking a similar post at USC in 1985. As part of Ted Tollner's USC staff, Turner worked with Dave Wannstedt who was a defensive assistant. In 1986, Turner's duties expanded to include receivers and offensive coordinator where he worked with 1988 Heisman runner-up, Rodney Peete and Sean Salisbury. In 1987 when Larry Smith took over the Trojan program, Turner was the lone assistant retained and moved to receivers coach. The following season, he joined Texas A&M as the quarterback coach. In his college tenure, Turner was part of six bowl teams.

Turner's older brother, Norv, is Head Coach of the Washington Redskins after helping the Dallas Cowboys win two Super Bowls (1993-94) as offensive coordinator. Ron was born December 5, 1953 in Martinez, CA. He currently serves on the Board of Trustees of the Chicago-area Multiple Sclerosis Society. Ron and his wife, Wendy, have four children: sons Morgan and Cameron and daughters Callan and Madison.

BEARS CARE

In 1995, Bears President Michael McCaskey established "Bears Care", a charitable fund of the Robert R. McCormick Tribune Foundation which supports programs designed to positively impact people in the areas of education, youth and families, athletics and health. It will also support cancer research at Rush-Presbyterian-St. Luke's Medical Center and Northwestern Memorial Hospital's program for the early detection and treatment of colon and prostate cancer. The first major event was held on May 17, 1996, a black-tie evening gala titled "Brian's Song — So That Others Might Live to Sing", in memory of former Bear Brian Piccolo who died of cancer. The event raised more than \$250,000 and benefitted such charities as breast cancer research. A sell-out crowd of 550 people included several current and former Bears players. The auction featured trips to the Olympics, a Bears road game on the team charter, and the 1997 Super Bowl in New Orleans.

ASSISTANT COACHES



BOB SLOWIK Defensive Coordinator / Linebackers

Bob Slowik begins his fourth season as defensive coordinator and first season coaching the linebackers. Slowik coached the secondary in his first three seasons along with his duties as coordinator. Slowik came to the Bears from the Dallas Cowboys, where he was a defensive assistant in 1992 on a team that finished 16-3 and won Super Bowl XXVII.

Under Slowik, the Bears pass or rush defense has ranked in the NFL's top five in each of his three seasons. The Bears rush defense ranked 5th in the NFL last season after the pass defense had top five finishes the previous two seasons.

Last season the Bears allowed just 3.6 yards per rushing attempt compared to 4.4 in 1994. The defense played its top two games in the final two weeks in wins over Tampa and Philadelphia, allowing just 289 and 211 yards, respectively. In 1994, the pass defense ranked first in the NFL through 13 weeks before finishing fifth. That same season the Bears were the toughest in the NFC to score on in-the-20 and allowed just four scoring plays longer than 20 yards, and finished 10th in the NFL in total points allowed. In 1993, Slowik's first year as a NFL defensive coordinator, his unit finished fourth in the NFL in fewest yards while allowing just 230 points, third best in the league.

At Dallas, Slowik's primary responsibility was the nickel defense which proved to be the league's best in 1992 — allowing teams an NFL-low 27.2% on third down attempts. The Cowboys defense led the league in yards allowed (249.5/game), rushing yards allowed (77.8/game), first downs (241), rushing first downs (68), third down conversions (50), and third down defense (27.2%), and was second in the league in average gain per play.

Prior to joining the Cowboys, Slowik coached outside linebackers at East Carolina from 1990-92 helping the Pirates to their highest national ranking (ninth) and best record (11-1) in school history in his final year. Following a Peach Bowl victory over NC State on Jan. 1, 1992, Slowik was named defensive coordinator; soon thereafter he joined the Cowboys.

Slowik was a two year starting cornerback at the University of Delaware where he helped the Fightin' Blue Hens to a 16-6 record his final two seasons. Delaware reached the quarterfinals of the NCAA Division 1-AA playoffs his senior season. Slowik received both his undergraduate and master's degree in physical education from Delaware.

His coaching career started as a grad assistant for Delaware (1977). He then became a part-time defensive assistant at Florida (1979-82) where wife Carol was the Head Women's Track Coach. Slowik became the secondary coach at Drake in 1983 before joining the Rutgers staff in 1984 in the same capacity.

Slowik was born in Pittsburgh on May 16, 1954. He and his wife, Carol, have four children: Ryan, Andrea, Bobby, and Steven.

STRENGTH OF SCHEDULE

Chicago's upcoming opponents finished with a 142-113 (.555) record during the 1995 regular season. This makes the Bears' 1996 schedule the fourth-toughest behind the Packers (.570), Chargers (.563), and Lions (.559). The Bears will play seven games against opponents who had at least nine wins in '95 (over .500), and seven games against teams which qualified for the post season.

What does it mean in reality? Not too much. Heading into the 1995 season, Chicago's schedule was judged to be the fifth-easiest in the 30-team NFL as the opponents had a 105-119 (.468) record in 1994. However, when the '95 season was played, those 12 teams combined for a 130-126 record making it the 11th-toughest schedule.

The reason the '96 schedule is ranked so tough is because the NFC Central plays the AFC West and last year nine of the 10 teams in those two divisions finished at .500 or better. Only Tampa Bay (at 7-9) did not have eight wins.

ASSISTANT COACHES



TONY WISE

Assistant Head Coach / Offensive Line

Tony Wise joined the Bears on February 4, 1993 as offensive line coach and was promoted to Assistant Head Coach following the 1994 season. Prior to coming to Chicago, Wise served four seasons (1989-92) as offensive line coach of the Dallas Cowboys.

Under Wise's direction, the Bears offensive line allowed a league-low 15 sacks in 1995. The unit had just two holding penalties last year and had a string of 16 games (1994-95) without a hold. Wise's offensive line has improved in each of his three seasons in Chicago, allowing 48 sacks (1993) and 25 sacks (1994) heading into last year's NFL top effort.

In his final season in Dallas, Wise's unit produced two Pro Bowl players in guard Nate Newton and center Mark Stepnoski. None of the Cowboys' starters on the 1992 offensive line was higher than a third-round pick. The Cowboys led the NFL in rushing in 1992 and were second in fewest sacks allowed. Wise joined the Cowboys in 1989 where he immediately endured a 1-15 season. There was a bright side as his line allowed just 30 sacks, tying the Cowboys record for fewest sacks allowed which was set in the 14-game season of 1974.

Wise was with Jimmy Johnson for four seasons at the University of Miami where the Hurricanes had their two best offensive seasons ever in 1985 (461.5 avg.) and 1988 (452.5 avg.). In the 1988 Orange Bowl, the Hurricanes started three linemen at new positions but still beat Oklahoma, 20-14.

Wise began his career at Albany State in 1973 coaching the outside linebackers. He served one-year stints at Bridgeport, Central Connecticut State, and Washington State before joining the Pittsburgh staff in 1977 where he first coached with Dave Wannstedt. Two seasons later he moved to Oklahoma State for a five-year stint where his line blocked for national rushing leader Ernest Anderson in 1981. He spent the 1984 season at Syracuse before joining Miami in 1985.

Anthony Charles Wise was born in Albany, NY on December 28, 1951, and graduated from Shaker High in Latham, NY. He lettered in football, lacrosse, and hockey at Ithaca College.



IVAN FEARS

Wide Receivers

Ivan Fears begins his fourth season as Chicago's receivers coach after spending the previous two years in the same capacity with the New England Patriots. This year he will also signal plays from sideline.

The Bears receivers had a banner year in 1995. Jeff Graham (1,301 yards) and Curtis Conway (1,037) became the Bears first-ever receiving tandem with 1,000 yards each. The Bears last 1,000-yard receiver was Dick Gordon in 1970. Graham broke Johnny Morris' club record of 1,200 yards (1964) while Conway's 12 TDs were just one shy of the club record. Conway caught a TD in seven straight games which tied a 48-year mark.

Michael Timpson was a key third down player with 24 catches and three TDs.

Before joining the pro ranks, Fears spent the previous 11 seasons as receivers coach at Syracuse (1980-1990) under ex-Patriots coach Dick McPherson. Eight of the Orangemen's top 10 single season reception and yardage leaders were coached by Fears including current all-pro Rob Moore and former pros Scott Schwedes and Tommy Kane. Two of Fears' coaching mates at Syracuse were current Bears' assistants Tony Wise and Clarence Brooks.

A three-year letterman at William and Mary (1973-75), Fears career as a running back was cut short by three knee operations. He began his coaching career as a graduate assistant for his alma mater in 1976, coached the wide receivers in 1977, and handled the quarterbacks for two years (1978-79) before joining the Orangemen.

Fears is a native of Suffolk, Virginia. He starred at John Yates High and was twice named the school's Outstanding Player of the Year. He also earned all-state honors as a senior.

Born November 15, 1954 in Portsmouth, VA, Ivan and his wife Beverly have two sons (Joshua and Aaron) and one daughter (Kimberly).

ASSISTANT COACHES



WILLIE PEETE

Running Backs

Running Backs Coach Willie Peete begins his second season with the Bears and 14th in the NFL. Peete has spent the last nine years in the NFC Central division with Chicago, Green Bay (1987-91) and Tampa Bay (1993-94) after entering the NFL in 1983 on John Mackovic's Kansas City Chiefs' staff.

Peete lost fullback Raymont Harris on the second play of the season, but developed Tony Carter (one play in 1994) into a solid replacement as both a blocker and receiver (3rd on club with 40 catches). Rookie Rashaan Salaam rushed for 1,074 yards, the most ever by a Bears rookie

and erased Walter Payton's rookie record of 196 rushes by carrying 296 times. Third-down back Robert Green also contributed as both a runner (570 yards) and receiver (28 catches).

Peete's coaching career started at his alma mater, the University of Arizona, in 1960, where he served three years as a graduate assistant. He was a standout fullback for the Wildcats from 1956-59 where he played under former Bears assistant coach Jim LaRue. He graduated with a degree in physical education and a master's degree in secondary education. Peete coached Mesa (AZ) High School to the State AA football title in 1962 and then coached football and basketball for eight years at Westwood High in Mesa which included a state football title in 1963. Peete was inducted into the Mesa Sports Hall of Fame in 1994. He returned to Arizona in 1971 and coached running backs for 12 years on a staff that included Ron Turner (1978-80). Peete's youngest son, Rodney, later played under Turner for three seasons at USC (Dave Wannstedt was also on USC staff).

Born July 14, 1937, in Mesa, Arizona, Peete and his wife, Edna, have two sons who have excelled in football; Phil Skip is an assistant coach at UCLA while Rodney is playing for the Philadelphia Eagles.



TED PLUMB

Tight Ends

Ted Plumb returns for his second stint on the Bears coaching staff after spending the past 10 seasons with the Philadelphia Eagles and Arizona Cardinals. Plumb was hired on February 13, 1996 to replace Mike Shula as tight ends coach. Plumb coached the Bears receivers from 1980-85, his final game being the Bears Super Bowl XX win over New England.

Plumb left the Bears staff in February, 1986 to join the Philadelphia Eagles staff as Assistant Head Coach / Offense where he served for four seasons. At Philadelphia, Plumb helped develop Randall Cunningham as the Eagles made two playoff appearances. He moved to Phoenix in 1990 and coached the receivers (1990-92), tight ends / H-backs (1993) and receivers / tight ends (1994) before rejoining the Bears.

As a player, Plumb was a standout wide receiver at Baylor before playing one season with the Buffalo Bills (1962). His coaching career began the next year. He started in the prep ranks at Texas' Raymond High (1963-64) and Lubbock High (1965) before moving to California's Cerritos Junior College for two seasons.

He then moved to the college ranks, coaching the receivers and tight ends at TCU for three seasons (1968-70). Plumb spent one season coaching receivers at Tulsa (1971) and two years in the same post at Kansas (1972-73) before his first pro job as receivers coach for the New York Giants (1974). He tutored the Falcons quarterbacks and receivers for three years (1977-79) which preceded his first stop in Chicago.

Born August, 20, 1940 in Reno, Nevada, Plumb and his wife, Marianna, have three children - Loyal, John and Molly, and three grandchildren.

ASSISTANT COACHES



CLARENCE BROOKS

Defensive Line

Clarence Brooks enters his fourth season as the Bears defensive line coach after spending the previous 16 years as an assistant at the collegiate level.

Brooks oversees a youthful group that continues to make strides. Jim Flanigan was the most improved player on the team, going from a seldom used rookie in '94 to the team's sack leader (11) last season. Alonzo Spellman set a club record for sacks in consecutive games (7) in the last four games of '94 and first three of '95. Chris Zorich led the line in tackles for the third straight year while John Thierry improved as a

first-year starter, setting a club record with three fumble recoveries in one game (vs. Houston) and totaling four sacks for the season. Brooks will also have Bryan Cox as a nickel pass rusher, in addition to Carl Simpson and second-year vet Pat Riley.

Before joining the Bears, Brooks spent three seasons in the same capacity at the University of Arizona. In 1992, the 'Cats allowed opponents just 1.9 yards per rush and recorded 40 sacks.

Prior to joining the Arizona staff, Brooks spent nine seasons at Syracuse (1981-89): the first six in charge of outside linebackers and the final three with the defensive line. He worked under Dave Wannstedt in 1989 when he was the Cowboys minority fellowship coach during training camp.

A native of New Bedford, Mass., Brooks earned several honors as an offensive guard at Massachusetts. He was the team captain in his senior season, leading the team to a victory in the Boardwalk Bowl. After graduating from Massachusetts in 1973 with a bachelor's degree in sociology, Brooks was a coach and teacher in the New Bedford school system. He got into coaching full time when Dick McPherson hired Brooks in 1976 as the defensive ends coach at Massachusetts.

Born in New York on May 20, 1951, Clarence L. Brooks and his wife, Justa Gomes, have one son (Jason) and one daughter (Adrienne).



GREG SCHIANO

Defensive Assistant

Greg Schiano is the most recent addition to the Bears coaching staff. Schiano joined the Bears on February 26, 1996 as a defensive assistant after spending the previous six seasons as defensive backfield coach at Penn State.

Schiano's primary responsibility with the Bears will be coordinating the nickel package, a job held by Carlos Mainord the past three seasons. With the departure of Dave McGinnis, Mainord has moved to coach the secondary and Bob Slowik will handle linebackers.

The Nittany Lions had 58 wins in Schiano's six years at PSU and made a bowl appearance each season. The 1994 squad went 12-0, and in just its second season in the Big Ten, went to the Rose Bowl and beat Oregon. Prior to joining the Nittany Lions staff, Schiano coached outside linebackers for one year at Rutgers after beginning his coaching career at New Jersey's Ramapo High School, his alma mater.

Schiano was a three-year letterman at linebacker for Bucknell and was named to The Sporting News 1987 all-America pre-season team as a senior. He was also team captain in his final season and presented an award for "best exemplifying the winning spirit of the University's athletic program". As a junior he topped the team with 114 tackles and was named all-conference.

Born June 1, 1966, Schiano is a native of Wyckoff, New Jersey. He is married (Christy).

ASSISTANT COACHES



CARLOS MAINORD

Defensive Backs

After serving as defensive assistant the past three seasons, Carlos Mainord assumes new responsibilities on the Bears coaching staff this year. Mainord will now coach the defensive backs after coordinating the nickel package in his previous role.

The Bears finished among the league's best pass defenses in Mainord's first two seasons ranking fifth against the pass in 1994 after finishing third in 1993. On third downs, opponents converted 37.2% in 1994 and 37.4% in 1993 — both in the NFL's top 10. Mainord adds first-round draft choice Walt Harris to his corps of players this season.

Mainord spent six years as assistant head coach and defensive coordinator at Texas Tech before joining the Bears staff. He had three different stints with the Red Raiders, totaling 10 years at the school. In 1986, Mainord worked as the secondary coach for the national champion Miami Hurricanes with Dave Wannstedt after spending the three previous seasons in the same capacity at Texas Tech.

An all-district linebacker at Greenville (TX) High School, Mainord starred at Navarro Junior College before garnering all-America honors at McMurry College in 1965. Upon graduation he coached the linebackers at McMurry for two years before making his first appearance at Texas Tech as linebackers coach (1968). The following season he took the defensive coordinator position at Ranger Junior College rising to the head job in 1972. He capped his six seasons with 7-2-1 and 9-1 marks, including a Top 10 ranking, before taking a position as assistant head coach and defensive coordinator with Rice in 1978. He returned to Texas Tech in 1983 as the Red Raiders led the NCAA in pass defense and finished second in 1984.

Born in Greenville, TX on August 26, 1944, Mainord is married (Judy) and has four sons: (Matt, Mark, Tommy, and Cody) and one daughter (Cari).



DANNY ABRAMOWICZ

Special Teams

The special teams units under Danny Abramowicz continued to be a key ingredient to the team's success. The Bears led the NFL with five blocked kicks last season — two punts and three field goals — while also leading the league in opponents gross and net punting average. In 1994, Abramowicz' troops played a major role in several wins with a fake punt, TD pass on a fake field goal, punt return for TD, recovering an onside kick and blocking five field goals.

Abramowicz was one of the most prolific wide receivers in NFL history. He was a 17th-round draft choice by the New Orleans Saints 1967 and played seven seasons with the Saints before concluding his career with the San Francisco 49ers (1973-74). In 1969, Abramowicz led the NFL with 73 catches and was named all-pro and the Saints' MVP. He is second in Saints' history in catches (309), yards (4,875), and TDs (35), trailing Eric Martin who passed him in 1990. Abramowicz completed his pro career with 371 receptions for 5,704 yards and 39 TDs.

Abramowicz graduated from Xavier University in Cincinnati in 1967 with a degree in education. He has been inducted into the Xavier and Saints' Halls of Fame, the National Polish Hall of Fame, and was named to the Saints' Silver Anniversary Team in 1991. Following his football career, Abramowicz was a salesman in the oil field industry and also spent five seasons on the Saints Radio Network as an analyst. He left private business in 1989 to become head coach at Jesuit High School in New Orleans where he compiled a 20-14 record before joining the Bears.

Born July 13, 1945 in Steubenville, Ohio, Dan and his wife, Claudia, have two sons (Danny, Andrew) and one daughter (Stephanie).

FOOTBALL STAFF



FRED CAITO

Head Trainer

Fred Caito begins his 30th season with the Bears and the 24th as head trainer. He was named head trainer in 1973 at age 26 after graduating from St. Joseph's College in 1969 and earned a masters degree at Northwestern in 1972. He was inducted into St. Joseph's Sports Hall of Fame in 1991.

He is a member of the American College of Sportsmedicine, National Athletic Trainers Association, International Narcotic Enforcement Officers Association, National Strength & Conditioning Association, and the NFL Athletic Society.

Born July 7, 1947 in Tiffin, Ohio, Caito is married (Pricilla) and has three children (Shelly, Tony, and Stefanie).



RUSS RIEDERER

Physical Development Coordinator

Russ Riederer begins his fifth season in charge of the Bears year-round strength and conditioning programs. He joined the club on January 3, 1991 after serving one year as Strength and Conditioning coach for the Green Bay Packers. He spent four years (1987-90) as strength coach at Purdue.

Riederer earned a degree in physical education from Kansas State in 1980, where he played linebacker. He began his coaching career at Kansas State as linebacker coach and assistant strength coach following his graduation. He served as the Wildcats Head Strength Coach from 1980-86.

Born August 5, 1957 in Holton, Kansas, Riederer and his wife Mary Anne have two daughters (Morgan and Anne) and two sons (Rob and Jake).



STEVE LITTLE

Asst. Physical Development Coordinator

Steve Little joined the Bears staff on February 26, 1996 after spending the past two seasons as head strength coach at Northern Illinois University. Little has also served as head strength coach at Bradley (1987), Temple (1990) and Purdue (1991-92). He also spent one season as assistant strength coach for the San Francisco 49ers (1993). Little also served as an assistant under Russ Riederer at Purdue in 1988-89.

A four-year letterman as a defensive tackle at Iowa State, Little spent parts of three seasons playing for the Steelers, Lions and Falcons.

A native of Peoria, Little was born October 27, 1961. He and his wife, Carla, have two daughters (Kristin and Kelsey).



CRAIG VERSTEEG

Research & Quality Control / Offensive Asst.

After spending the past ten seasons as a college assistant, Craig VerSteeg joined the Bears staff on February 15, 1996. VerSteeg handled quarterbacks, receivers, and recruiting at Harvard the past two seasons.

Prior to that he worked four seasons at Cincinnati (1990-93), two with the receivers and two with the quarterbacks. From 1986-89, VerSteeg coached quarterbacks at Utah. He began his coaching career as a graduate assistant at USC in 1984 on a staff that included offensive coordinator Ron Turner and defensive coordinator Dave Wannstedt.

Born September 11, 1961, VerSteeg graduated from USC with an English / journalism degree. In 1986 he earned a masters in teaching. He is single.

VETERANS





MYRON BAKER

Linebacker

6-1 234

January 6, 1971

Louisiana Tech

91

Bear Season: 4 NFL Season: 4

Acquired by Bears in fourth round of 1993.

PRO CAREER: Led team with 23 special teams tackles, 11 solo in 1995...Scored two TDs as rookie...Three starts in '94 at weak-side linebacker.

1995 SEASON — Played in every game on special teams...Led team with 23 special teams tackles, 11 solo stops...Saw only action of season on defense in Week 3 at TB (9/17) when Cox and Cain were injured. Registered one solo tackle. **Games played-started:** 16-0

PREVIOUS SEASONS: 1994 — Started in Week 3 vs. Min (9/18) at weak-side linebacker (Cain started in middle for injured Jones) and recorded career-best five solo stops...Tied career-high with seven tackles in start vs. NO (10/9) and added two pass deflections...Third start of season vs. Rams (12/18) finished with six tackles, two solo. **1993** — Blocked Sean Landeta's punt vs. NYG (9/5) and returned five yards for TD...Seven stops, four solo in opener...Two fumble recoveries including one for eight-yard TD vs. TB (9/26)...Three tackles in Monday night contest vs. Min (10/25)...Five stops in finale at Rams (1/2)...Drafted in fourth round (100th overall).

COLLEGIATE, PERSONAL: Played first three years at outside linebacker before moving inside as senior...Led team in tackles final three years as a full-time starter...Finished with 379 career tackles, 191 solo, and 8.5 sacks...All-American honorable mention choice as senior by *Football News*...Led team in tackles with career-high 132 stops, 72 solos...Registered 16 tackles vs. Baylor in first game as middle linebacker...Registered 13 tackles, eight solo, seven-yard sack, two-yard tackle-for-loss, 35-yard interception, and forced a fumble against East Tennessee State...Nine double-digit tackle games...Second-team all-South Independent selection after junior season...Led team with 111 tackles...Led team with 119 tackles and 4 sacks as sophomore...Played in 10 games as true freshman...Had 17 tackles (7 solos) with 1.5 sacks...Co-winner of 1993 Piccolo Award (with Al Fontenot) as voted on by Bear teammates after season...Three-time all-district and two-time all-state linebacker at Louisiana's Haughton High...Attended high school and college with brother, Lorenzo...Also lettered in track...Education major...Single.

Baker's Pro Stats

	Int-Yds	Tkls-Solo	Force Fum	Fum Rec	Pass Def	Sack-Yds	G-GS
1993	0	23-10	0	2	0	0	16-0
1994	0	29-15	0	1	3	0	16-3
1995	0	1-1	0	0	0	0	16-0
Career	0-0	53-26	0	3	3	0-0	48-3
Playoffs	0-0	0-0	0	0	0	0	2-0

Baker's Single Game Highs

Tackles: 7 vs. NO (10/9/94)

Solo: 5 vs. Min (9/18/94)

Passes defended: 2 vs. NO (10/9/94)

INTERNET

The Bears address on the internet is: <http://nfl.com/bears>



TODD BURGER

Guard

6-3 303

March 20, 1970

Penn State

Bear Season: 4 NFL Season: 4

Acquired by Bears as undrafted free agent.

PRO CAREER: Used as a blocker on special teams and reserve guard in 1995...Defensive lineman at Penn State who converted to offensive line with Bears.

1995 SEASON — Won back-up guard position in training camp...Played left guard in second half for injured Todd Perry at TB (9/17)...Started and played entire game following week at StL (9/24)...Played right guard for three-plus quarters at GB (11/12) for ailing Leeuwenburg...Played in every game on special teams: kickoff return and field goal protection. **Games played-started:** 16-1

PREVIOUS SEASONS: 1994 — Member of 53-player roster who was "inactive" or "did not play" in first 12 games...Saw special teams action on field goal unit in final four games...Inactive for playoff game at Min (1/1/95)...Played on special teams at SF (1/7/95). **1993** — Spent first 13 games on practice squad before moving to active roster...Signed to 53-player roster (12/12), but was inactive all three games...Waived in final cutdown (8/30), but added to practice squad following day...Signed as undrafted free agent (4/29).

COLLEGIATE, PERSONAL: Three-year letterman as offensive and defensive lineman...Top game as senior came in start at Notre Dame with four tackles and one sack...Three stops in Blockbuster Bowl...Started nine of 12 contests as offensive tackle during junior campaign...Led all offensive linemen with 716 plays including 85 at USC...Started first five games as defensive tackle in sophomore season, finishing with 19 stops, three tackles-for-loss, one sack, and one pass defended...Four tackles and two sacks in Holiday Bowl as freshman...Worked on scout team as true freshman in '88...League Defensive Player of the Year in senior season at A.L. Johnson Regional High School in Clark, NJ...Single.

Burger's Pro Stats

Games-Starts: 20-1 — 1994 (4-0), 1995 (16-1)

Playoffs: 1-0 — 1994 (1-0)

CONTRACT EXPIRATION

- 1996** — Baker, Briggs, Butler, Cain, Flanigan, Fontenot, Gales, Gedney, R.Harris, Jennings, Joseph, Kramer, Krieg, Mangum, Marshall, Minifiefield, President, Reeves, Simpson, Smith, Spears, K.Sullivan, Wetnight, Woolford
- 1997** — Bennett, Bownes, Burton, M.Coleman, Cunningham, Faulkerson, Forbes, Green, S.Harris, Heck, Hicks, Jackson, Lewis, Lincoln, Lumelski, Lundy, Minter, Pilgrim, Polk, Riley, Sauerbrun, Stenstrom, M.Sullivan, Timpson, Zorich
- 1998** — Carrier, M.Carter, Grasmanis, Huerta, Salaam, Thierry
- 1999** — Conway, Cox, Perry, Spellman, Williams
- 2000** — (None)

- Unsigned at press time: Burger, T. Carter, and 5 draftees (W.Harris, Engram, Villarrial, Clark, and Keyes).
- All 13 undrafted free agents signed two-year deals which will expire after the 1997 season.
- When a player is waived and re-signed to the practice squad, that contract expires after the '96 season.



JAMES BURTON

Cornerback
5-9 184
April 27, 1971
Fresno State
Bear Season: 3 NFL Season: 3
Acquired by Bears through waivers in 1994.

PRO CAREER: Three starts...Injured shoulder in game 11 and spent remainder of 1995 on IR.

1995 SEASON — Played in nickel situations first half of season...Replaced injured Woolford vs. Pit (11/5) and recorded four stops...Started following week at GB (11/12) and made six stops, five solo...Injured shoulder next week vs. Det (11/19) after nine tackles, seven solo, and subsequently placed on Injured Reserve (11/22)...Recorded four tackles on special teams including a forced fumble at StL (9/24). **Games played-started: 11-2**

PREVIOUS SEASONS: 1994 — Inactive first three games before playing on special teams in four contests...Played entire second half for injured Lincoln at TB (11/6) recording five tackles and one pass defended...Started next week at Mia (11/13) and had eight stops, three solo...Played on special teams final six games and both playoff contests...Drafted in fifth round by Kansas City in a pick from Minnesota in exchange for Barry Word (151st overall)...Claimed by Bears (8/31) on waivers after being cut by Chiefs in final cutdown.

COLLEGIATE, PERSONAL: Played three seasons at Fresno State after spending one year at Hawaii...Finished with 119 tackles, 11 interceptions, two forced fumbles as three-year starting corner...First-team all-WAC by *Football News* as a senior...Did not allow an opponent to catch a pass in six contests... Four interceptions including a 58-yard TD in win over Air Force...Registered 49 tackles as second-team all-conference corner as junior...One of four interceptions came in Freedom Bowl win over USC...Started seven games as sophomore finishing with three interceptions and 27 stops...Seven tackles and 26-yard TD in 94-17 win over New Mexico...Sat out 1990 to transfer from Hawaii...Made 10 tackles and recovered fumble as reserve defensive back in freshman season at Hawaii...All-city and all-conference at Long Beach's Poly High (same school as Mark Carrier)...Starred in track...Majored in criminology at Fresno State...Single.

Burton's Pro Stats

	Int-Yds	Tkls-Solo	Force Fum	Fum Rec	Pass Def	Sack-Yds	G-GS
1994	0	13-6	0	0	1	0	13-1
1995	0	22-18	0	0	0	0	11-2
Career	0-0	35-24	0	0	1	0-0	24-3
Playoffs	0-0	0-0	0	0	0	0	0-0

Burton's Single Game Highs

Tackles: 9 vs. Detroit (11/19/95)

Solo: 7 vs. Detroit (11/19/95)

FUTURE SUPER BOWLS

Super Bowl XXXI	January 26, 1997	Louisiana Superdome	New Orleans, LA
Super Bowl XXXII	January 25, 1998	Jack Murphy Stadium	San Diego, CA
Super Bowl XXXIII	January 31, 1999	(Site to be determined)	



KEVIN BUTLER

Kicker

6-1 200

July 24, 1962

Georgia

6

Bear Season: 12 NFL Season: 12

Acquired by Bears in second round of 1985.

PRO CAREER: Holds 19 club records: points, career (1,116); points, season (144 in 1985); FG attempts, lifetime (333); FG, lifetime (243); FG, season (31 in 1985); FG attempts, season (41 in 1986); consecutive FG, lifetime (24 in 1988-89); consecutive FG, games (13 in 1985-86 and 1990); FG pct., lifetime (72.9); FG pct., season (81.6 in both 1988 & 1989); 50-yard FG, career (16); 50-yard FG, season (5 in 1993); long FG (55-yards, tied); extra point attempts (397); extra points (387); post-season points, career (74); post-season FG, career (16); post-season FG, game (3); and post-season FG, long (46 yards)...Has 10 FGs with less than a minute remaining or in overtime...Has scored in 163 of 167 games since joining Bears (151 regular season and all 12 post-season)...19th all-time in NFL scoring with 1,116 points — fifth among active players...Fourth player to reach 1,000 points in 10 seasons.

1995 SEASON — Added 114 points increasing his career total to 1,116, tops in Bear history...His 114 points led team and tied for his third-highest scoring season...Connected on first 16 field goal attempts...Tallied 13 points with 4-4 FGs at TB (9/17)...Touchback on first kickoff of season vs. Car (10/8)...Named NFC Special Teams Player of the Week vs. Hou (10/22) for 15 points on 4-4 FGs (including season-long 47-yarder) and 3-3 PATs, his third-highest single-game total...Five kickoffs and 2-3 FGs vs. Pit (11/5)...Game-winning 37-yarder with 0:07 at NYG (11/26). **Games played:** 16

PREVIOUS SEASONS: 1994 — Connected on 21 of 29 FG (72.4%)...NFC Special Teams Player for the Month of November for 9-10 FGs, 34 points, and two game winners...Hit 40-yarder with :54 in regulation to provide margin in 19-16 win at Mia (11/13)...NFC Special Teams Player of the Week at Ariz (11/27) connecting on all four FGs, including a 52-yarder, and the 27-yard game winner in overtime...33-yarder with 1:55 in regulation sent the game into OT at Min (12/1); his 40-yard miss was his first-ever in overtime...String of 147 consecutive games played and 66 games scoring was snapped vs. GB (10/31) with his first-ever DNP...Made two 50-yarders to increase career total to 16, tied for seventh-best in NFL history...Kicked five extra points in playoff win at Min (1/1/95)...Booted 39-yard field goal at SF (1/7/95)...Handled kickoffs in first half at NYJ (9/25), at Min (12/1), at GB (12/11), vs. NE (12/24) and both playoff games. **1993** — Scored 50% of offensive points (102 of 204)...Set club record with five 50-yarders...Tied career-high with 17 points vs. TB (9/26) with 5-5 FGs and 4-4 PATs...Game ball for scoring every point in 6-0 win over Atl (10/3) with 48 and 52-yard field goal...Had 55-yard FG vs. Min (10/25) which was personal best, longest at Soldier Field, and tied club long...Connected on 54-yarder at SD (1/14), longest by a Bear on the road until he made a 55-yarder at TB (12/12) four weeks later, also longest ever in Tampa Stadium...Twelve points vs. GB (12/5)...Lone kickoff of season was at SD (11/14). **1992** — Tied Payton as Bears all-time scorer vs. Atl (9/27) with five extra points and two field goals...Set record the following week at Min (10/4) on 50-yard first-quarter field goal...Season-high 12 points at GB (10/25)...Missed four of five field goals in two game stretch (11/8 to 11/15), but then did not miss the rest of season (five attempts)...Did not attempt a field goal in four games. **1991** — Became Bears all-time PAT leader at Min (11/11) connecting on all four attempts. Also hit eighth career 50-yard field goal which extended his own club record...Connected on both field goal attempts in playoff game vs. Dal...Had eight two-field goal regular season games...Injured hip vs. Det (11/3) while making a tackle on a kickoff...Kicked off left-footed at Min (11/11) in second half...Relieved of kickoff duties at Det (11/28) when Gardocki was activated, and did not kickoff the

remainder of the year. **1990** — Attempted field goal in every game, making at least one in 15 of 16 games tying club record (his own) with one in 13 straight games...Second in NFC with 114 points...Game balls vs. Min (9/23) and vs. GB (10/7) for two 50-yard FGs in each game. Only seven other NFL kickers have ever booted four 50-yarders in a single season...51-yard FG vs. Min came with 0:04 remaining and gave Bears 19-16 win...Kicked game-winning 44-yarder in overtime at Den (11/18) after hitting left upright on 41-yarder in final seconds of regulation...Had 36-yard attempt blocked vs. Min (9/23) and 40-yarder by TB (11/4)...Suffered separated shoulder at Det (12/16) later in game while making tackle on kickoff. **1989** — Set NFL record for Most Consecutive Field Goals with a 33-yard kick at Min (12/3) giving him 24 straight. Streak lasted from 10/24/88-12/3/89 and ended with a blocked 44-yard attempt in same game which also snapped string of 18 straight road FGs...Career-high 17 points at Det (9/24) with four FGs and five PATs...Season-long 46-yarder and game ball (eight points and 100th lifetime field goal) vs. LA Rams (10/29). **1988** — Led club with 82 points on 15 of 19 field goal attempts...Longest boot was 46-yarder in first half of playoff game vs. Eagles (12/31)...Season-high 10 points at Wash (11/13) on two FGs and four PATs. **1987** — Finished the season with streak of 19 consecutive field goals inside 40-yard line after making all 16 during season...Tied career-long by kicking a 52-yarder in each Packer game...Kick at GB (11/8) from 52 yards was final play of game in 26-24 win...Had three other field goals at GB in 14-point effort...Successful on 13 straight kicks (11/16 to 12/6). **1986** — Led NFC in scoring for second straight season with 120 points by converting 28 of 41 FGs and 36 of 37 PATs...Set Bear mark with 18 consecutive FGs (9/14-11/16)...Broke George Blanda's team record by kicking at least one FG in 13 straight games (11/10/85-10/12/86)...Kicked game winning field goals in OT vs. Eagles (9/14) and Steelers (11/30) from 23 and 42 yards, respectively...His 22-yarder at Det (12/15) with 0:04 remaining gave the Bears a 16-13 win...12 of 13 misses came in three games (four vs. Phil, three at Atl., three vs. Pit, two vs. Clev)...Five touchbacks at TB (11/9). **1985** — Set NFL record for rookie by scoring 144 points breaking Gale Sayers' 1965 mark of 132...Hit 31 of 38 FGs and all 51 PATs while earning all-rookie honors...Converted 28 of 29 kicks inside 40...Kicked four FGs in three games...Game ball after 14-points at SF (10/13) and after 4-for-4 effort against Jets (12/14)...Longest pro attempt was 63-yarder in season opener (9/8) which fell short...Made all three FG attempts in Super Bowl XX...Drafted in fourth round (105th overall).

COLLEGIATE, PERSONAL: Consensus all-America at Georgia final two seasons...Made 77 of 98 FGs including 23 of 28 as senior...Set NCAA record for most games with two-or-more FGs (27)...Set SEC career records for points (353), points by kicker (353), FG attempts (98), FGs (77), and longest FG (60 yards vs. Clemson, 1984)...Three-time all-SEC choice and one of only five kickers in NCAA history to kick over 50 FGs and have accuracy mark of 75% or better (79%)...Only 50 of 184 kickoffs were returnable...Special teams captain as junior and senior...19 FGs as freshman were SEC record...All-state kicker at Redan High in Georgia where he kicked six FGs over 50 yards...Also played soccer and defensive back in football...Involved with local heart association...Hobbies include golf and spending time with his children...Married (Cathy)...Daughters (Katie Scarlett and Kylie Savannah) and son (Drew).

BUTLER'S 14 GAME-WINNERS

MAKES	Opponent	Site	Distance	Time Remaining	Final
Nov. 26, 1995	NY Giants	Giants Stadium	37	0:07	27-24
Nov. 27, 1994	Arizona	Sun Devil	27	Overtime	19-16
Nov. 13, 1994	Miami	Joe Robbie	40	0:54	17-14
Dec. 2, 1990	Detroit	Soldier Field	19	0:33	23-17
Nov. 18, 1990	Denver	Mile High	44	Overtime	19-16
Sept. 23, 1990	Minnesota	Soldier Field	52	0:04	19-16
Dec. 11, 1988	Detroit	Soldier Field	32	0:04	13-12
Dec. 27, 1987	LA Raiders	LA Coliseum	30	4:46	6-3
Nov. 8, 1987	Green Bay	Lambeau Field	52	0:00	26-24
Sept. 14, 1986	Philadelphia	Soldier Field	23	Overtime	13-10
Nov. 16, 1986	Atlanta	Fulton County	44	8:09	13-10
Nov. 23, 1986	Green Bay	Soldier Field	32	2:37	12-10
Nov. 30, 1986	Pittsburgh	Soldier Field	42	Overtime	13-10
Dec. 15, 1986	Detroit	Silverdome	22	0:00	16-13

Butler's Pro Stats

	1-19	20-29	30-39	40-49	50+	FGs	Pct	Avg FG	Avg FGA	PATs	Pts
1985	2-2	13-13	13-14	3-6	0-3	31-38	81.8	29.8	33.1	51-51	144
1986	1-1	11-14	9-12	6-8	1-6	28-41	68.3	31.8	35.1	36-37	120
1987	0-0	11-11	5-5	1-6	2-6	19-28	67.8	31.3	36.9	28-30	85
1988	1-1	4-4	7-8	3-6	0-0	15-19	78.9	31.9	33.8	37-38	82
1989	0-0	6-6	6-7	3-5	0-1	15-19	78.9	32.1	34.5	43-45	88
1990	1-1	8-8	5-8	8-13	4-7	26-37	70.1	35.7	37.8	36-37	114
1991	1-1	9-11	3-5	5-9	1-3	19-29	65.5	31.4	34.3	32-34	89
1992	1-1	8-8	9-10	0-4	1-3	19-26	73.1	30.6	34.7	34-34	91
1993	0-0	7-8	12-13	3-7	5-8	27-36	75.0	36.5	38.1	21-22	102
1994	1-1	7-7	6-9	5-8	2-4	21-29	72.4	33.4	36.0	24-24	87
1995	0-0	16-19	5-6	2-4	0-2	23-31	74.1	28.4	30.9	45-45	114
Career	8-8	100-109	80-97	39-76	16-43	243-333	72.9	32.2	35.1	387-397	1,116
	(100.0)	(91.7)	(82.4)	(51.3)	(37.2)	(72.9)				(97.5)	

Kickoffs-Touchbacks: 532-71 — 1985 (96-18); 1986 (83-18); 1987 (37-10); 1988 (65-9); 1989 (76-5); 1990 (79-5); 1991 (51-4); 1992 (15-1); 1993 (1-0); 1994 (15-0); 1995 (16-1).

Games played: 171 — 1985 (16); 1986 (16); 1987 (12); 1988 (16); 1989 (16); 1990 (16); 1991 (16); 1992 (16); 1993 (16); 1994 (15); 1995 (16).

	1-19	20-29	30-39	40-49	50+	FGs	Pct	Avg FG	Avg FGA	PATs	Pts
Playoffs	2-2	9-10	3-6	3-6	0-1	17-25	68.0	29.0	32.9	23-23	74
Games played: 12											

Butler's Single Game Highs

FG Attempts: 6 (3 times) Last: at GB (11/8/87) Points: 17 at Det (9/24/89); vs. TB (9/26/93)
Field Goals: 4 (11 times) Last: Hou (10/22/95) Long: 55 vs. Min (10/25/93); at TB (12/12/93)

The Butler Breakdown (regular season)

	G	1-19	20-29	30-39	40-49	50+	FGs	Pct	PATs	Pts
Home	85	4-4	49-55	32-42	19-38	8-25	112-163	68.7	217-221	553
Road	86	4-4	51-54	48-55	20-38	8-18	131-169	77.5	170-176	563
Artificial	64	3-3	39-41	33-40	17-30	3-19	95-132	71.9	154-157	439
Grass	107	5-5	61-68	47-57	22-46	13-24	148-200	74.0	233-240	677
Indoors	27	1-1	19-19	13-18	7-14	2-8	42-60	70.0	55-56	181
Outdoors	142	7-7	81-90	67-79	32-62	14-35	201-273	73.6	332-341	935
Sept — home	25	1-1	16-17	9-12	6-12	2-10	34-52	65.4	71-72	173
road	16	1-1	11-11	8-11	5-7	1-2	26-32	81.2	39-40	117
Oct — home	20	1-1	12-12	5-6	5-7	5-6	28-32	87.5	47-48	131
road	19	1-1	9-9	12-13	1-4	1-2	22-29	82.7	41-42	113
Nov — home	21	1-1	11-15	10-12	3-7	1-7	30-43	69.7	51-51	141
road	27	1-1	17-20	16-19	11-20	4-6	50-56	75.7	57-60	207
Dec — home	19	1-1	10-11	6-11	4-10	0-2	21-35	60.0	48-50	111
road	23	1-1	14-14	11-11	3-7	1-6	30-39	76.9	33-34	123
Jan — home	0	0	0	0	0	0	0	0	0	0
road	1	0-0	1-1	0-0	0-0	1-2	2-3	66.7	0-0	6

BUTLER VS. THE NFC CENTRAL

	SOLDIER FIELD					VISITING STADIUM					TOTAL		
	G	FG	PAT	Lg	Pts	G	FG	PAT	Lg	Pts	G	FG	PAT
Tampa Bay	11	10-18	43-44	46	73	11	17-22	27-29	55	78	22	27-40	70-73
Minnesota	10	17-20	18-18	55	69	11	18-25	24-25	50	78	21	35-45	42-43
Detroit	11	17-26	24-24	39	75	10	16-24	19-19	41	87	21	33-50	43-43
Green Bay	10	11-14	23-24	52	56	11	17-20	22-22	52	73	21	28-34	45-46
NFC Central Totals											85	123-169	200-205
Non-NFC Central Totals											86	120-164	157-192

Kevin Butler currently ranks 19th in NFL history with 1,116 points. He has a chance to improve on that ranking this year, and should he match his rookie year career-high total of 144 points, Butler would climb to 15th in League history.

14. Norm Johnson	1,346 points
15. Jim Breech	1,246
16. Chris Bahr	1,213
17. Gino Cappelletti	1,130
18. Ray Wersching	1,122
19. Kevin Butler	1,116



JOE CAIN

Linebacker

6-1 242

June 11, 1965

Oregon Tech

Bear Season: 4 NFL Season: 8

59

Acquired by Bears as restricted free agent.

PRO CAREER: Started every game in 1995...Has started at weak-side or middle linebacker the past three seasons...Signed offer sheet as restricted free agent (3/10/93)...Seattle decided not to match (3/16/93) and received Bears' eighth-round pick in '93 draft.

1995 SEASON — Only Bear linebacker to start every game...Second on team with 119 tackles and 73 solo stops...Led team with 14 stops, seven solo, at StL (9/24)...Two passes defended vs. Car (10/8)...Team-high 12 tackles at GB (11/12)...Recorded 12 tackles, seven solo, and one pass defended at NYG (11/26)...Season-high eight solos at Cin (12/10). **Games played-started:** 16-16

PREVIOUS SEASONS: **1994** — Career-high 129 tackles...Team leader in tackles in six games...Career-high 15 stops, 11 solo, and one forced fumble at Phil (9/12)...Moved to MLB (from weak-side) vs. Min (9/18) for injured Jones and registered 14 stops and fumble recovery...Had 11 and 13 stops in back-to-back games as MLB vs. Buf (10/2) and vs. NO (10/9)...Started at MLB for injured Jones vs. Rams (12/18) and had six tackles...Led team with nine tackles, seven solo, pass defended, and forced fumble at SF (1/7/95)...Post-season surgery on right shoulder (1/13). **1993** — 108 tackles were fourth-best on team...Started first three games before breaking hand vs. TB (9/26)...Inactive following week as Bears played only one LB vs. Falcons' run-and-shoot...Returned at Phil (10/10) with five tackles...Season-high 12 tackles, seven solo, and one forced fumble vs. Raid (11/7)...Ten takedowns and two passes defended vs. GB (12/5). **1992** — Started final eight games at outside linebacker...Finished with 62 tackles, six special teams stops, and two interceptions...Career-high nine tackles vs. SD (12/27). **1991** — Saw action in all 16 games...First career interception vs. SF (12/8). **1990** — Played in all 16 games, starting five. **1989** — Signed by Seattle (3/3)...Spent first seven games on practice squad before being activated and playing in nine games. **1988** — Waived in Vikings final cutdown (8/30)...Drafted in eighth round by Minnesota (210th overall).

COLLEGIATE, PERSONAL: Two-year letterman and two-time first-team all-Columbia Football League...Team MVP in '86 and '87 at Oregon Tech...Led team with 103 stops in 1987, registered 112 in 1986...Started at free safety for Stanford as freshman in 1983...Played in '84 before transferring in '85...Prepped at Compton High (CA)...Industrial management major who started and operated a silk-screening business in Los Angeles prior to signing with Seattle...Given name Joseph Harrison Cain, Jr...Daughter (Ayana), and son (Joseph, III).

Cain's Pro Stats

	Int-Yds	Tkls-Solo	Force Fum	Fum Rec	Pass Def	Sack-Yds	G-GS
1988		Did not play.					
1989 Seattle	0	10	0	0	0	0-0	9-0
1990 Seattle	0	29	0	0	3	0-0	16-5
1991 Seattle	1-5	14	0	0	1	0-0	16-0
1992 Seattle	2-3	62-43	1	1	5	0-0	16-8
1993 Bears	0	108-63	1	0	5	0	15-15
1994 Bears	0	129-83	1	1	2	0	16-15
1995 Bears	0	119-73	0	0	5	0	16-16
Career	3-8	471-262	3	2	21	0-0	104-59
Playoffs	0-0	14-9	1	0	1	0-0	2-2

Cain's Single Game Highs

Tackles: 15 at Phil (9/12/94)

Solo: 11 at Phil (9/12/94)



MARK CARRIER

Safety

6-1 192

April 28, 1968

USC

20

Bear Season: 7 NFL Season: 7

Acquired by Bears in first round of 1990.

PRO CAREER: Has not missed a game since joining club as sixth pick in 1990 draft (101 games)...Led NFL and set club record with 10 interceptions while starting every game as a rookie...His 12 takeaways (10 int, two FR) tied club mark for most in a season...Sixth Bear with three-interception game (at Wash, 12/9/90)...NFL Defensive Rookie of the Year in 1990...Pro Bowl after '90, '91, and '93.

1995 SEASON — Led team with 15 passes defended, fourth on club with 103 tackles...Had 11 stops in Season Opener vs. Min (9/3)...Played, but did not start due to injury, at StL (9/24) and recorded 5 tackles...Game ball for team-high 11 tackles, eight solos, and three passes defended in Monday night win at Min (10/30)...Career-high four passes defended vs. Pit (11/5)...Sprained knee in first quarter at GB (11/12) and did not return...Started following week vs. Det (11/19) and contributed two passes defended and four tackles. **Games played-started:** 16-15

PREVIOUS SEASONS: **1994** — Finished third with 107 tackles...Four double-digit tackle games...Tied for team-lead with 10 tackles in Opener vs. TB (9/4)...Career-high nine solo stops vs. Min (9/18)...Returned blocked field goal 54 yards vs. NO (10/9)...Interception at TB (11/6)...Broke left thumb at Ariz (11/27) —post-season surgery (1/23)...Dislocated left pinkie in fourth quarter at Min (12/1) after season-high 12 tackles...Played, but did not start, at GB (12/11) and had six stops...Returned to starting line-up vs. Rams (12/18)...Second interception of season vs. NE (12/24)...Four stops, three solo, at SF (1/7/95). **1993** — Voted to third Pro Bowl with 91 tackles, 47 solo, one forced fumbles, and four interceptions...Nine tackles and forced fumble at Min (9/12)...First interception of season vs. TB (9/26) returned 22 yards...Seventeen-yard interception return vs. Min (10/25) and 21-yarder at GB (10/31)...Six solos, seven total, vs. Raid (11/7)...Intercepted Favre and returned 34-yards for first career TD vs. GB (12/5)...Season-high 11 stops at Rams (1/2). **1992** — Tied for sixth on club with 89 stops...Recovered fumbles in back-to-back games at Min (10/4) and vs. TB (10/18)...Nine stops, including season-high seven solo tackles, at Det (12/20)...Top tackle game was 11 at Dallas in season finale...Six special teams tackles including one inside-the-20. **1991** — Voted to second Pro Bowl as starter...Third on team in tackles (93) and passes defended (12)...11 tackles and game ball for special teams efforts vs. Giants (9/15), and 10 stops vs. Jets the next week (9/23)...Three passes defended and first interception of season vs. Mia (11/24)...Career-long 39-yard interception at Det (11/28)...First-team all-pro by *Sporting News* and *College & Pro Football Weekly*. **1990** — First Bears rookie since Wally Chambers (1974) to be voted to the Pro Bowl, and first defensive rookie to start all 16 games since Dan Hampton (1979)...Listed on every all-rookie team, and named NFL Defensive Rookie of the Year by Associated Press and *Football News*...Set club record with 10 interceptions breaking Roosevelt Taylor's 27-year mark of nine in 1963—which was also the last time a Bear led the league in interceptions...Broke rookie interception record of eight by Johnny Lujack in 1948...Third on club with 122 tackles...Three interceptions and nine tackles at Wash (12/9)...NFC Defensive Player of the Week for 11 tackles (six solo), two interceptions, forced fumble, and pass deflection at TB (11/4)...Interception in playoffs vs. NO (1/6/91) on game's last play...Career-high 13 tackles at Min (11/25)...Had 11 tackles vs. Min (9/23)...Forced two fumbles at GB (9/16) and at Raid (9/30)...Longest interception return was 14-yard effort at Phx (10/28)...Two three-game streaks with at least one interception...Drafted as junior in first round (sixth overall).

COLLEGIATE, PERSONAL: Three-year starter who finished with 13 interceptions (13th in school history) and 336 tackles...Applied for draft after junior season...First-team all-America by *The Sporting News*, *Football News*, AP, Kodak, Football Writers Association, and Walter Camp...Also made every all-PAC Ten team...Winner of Jim Thorpe Award, given annually to the premier defensive back in college football...Led conference and finished 11th in nation with seven interceptions—most for USC since Lott's eight in 1980...First-team all-America choice and consensus first-team all-PAC Ten in sophomore campaign...Jim Thorpe Award finalist...Second on team with 114 tackles...Second-team freshman all-America...Named nation's top freshman defensive back by *Sporting News*...Had 115 tackles and four interceptions...PAC Ten Player of the Week in victory over UCLA: seven tackles, recovered fumble, deflected pass, and two interceptions—returning one 29 yards to set up the game-winning score and having a 72-yard return called back by penalty...Collegiate-high 20 tackles against Notre Dame...Redshirt in 1986 after fracturing left foot...One of most highly recruited players in country when he graduated from Long Beach (CA) Poly High...High school all-American by *USA Today*, *Parade*, and *Adidas*...Three year starter at free safety, totaling 14 interceptions...Selected USC to stay close to his father (Willie) who lives in Long Beach and was paralyzed in a 1979 automobile accident...Football analyst for WGN-TV and WGN-radio...Honorary chairman of the Special Education District of Lake County...Works with Special Olympics...Donated \$15,000 through his foundation, MacKids, to assist with LA earthquake relief...Holds 3-on-3 fundraising basketball tournament in Long Beach in July...Completed BA degree in communications in spring of '91...Given name Mark Anthony Carrier...Married (Andrea)...Son (Mark Anthony Carrier, III).

Carrier's Pro Stats

	Int	Yds	Lg	TD	Tkls-Solo	FF	FR	PD	Sack-Yds	G-GS
1990	10	39	14	0	122-55	5	2	20	0	16-16
1991	2	54	39	0	93-41	1	1	12	0	16-16
1992	0	0	0	0	89-43	1	2	10	0	16-14
1993	4	94	34	1	91-47	1	0	7	0	16-16
1994	2	10	7	0	101-56	1	0	6	0	16-15
1995	0	0	0	0	103-63	0	1	15	0	16-15
Career	18	97	39	1	599-305	9	6	70	0-0	96-92
Playoffs	1	0	0	0	30-15	0	0	1	0-0	5-5

Carrier's Single Game Highs

Tackles: 13 at Min (11/25/90)

Interceptions: 3 at Wash (12/9/90)

Solo: 9 vs. Min (9/18/94)

Long Int. Return: 39 at Det (11/28/91)

Passes defended: 4 vs. Pit (11/5/95)

CHICAGO BEARS FAN CLUB



It's a new season and there are new reasons to join the Chicago Bears Fan Club. Members will receive official Fan Club merchandise and the opportunity to participate in special Fan Club activities throughout the year.

During the football season, the Fan Club will host the "Fox Tailgate Parties" at every home game with a full buffet, live entertainment, and appearances by former players. On Mondays, fans can enjoy the "Budweiser Official Monday Night" program which will be held at 16 different locations in Chicagoland with current Bears players.

Road trips are planned to New Orleans, Tampa, and Detroit. Packages are available for airline, hotel, game tickets, and tailgate parties. All road trips will include a former Bears player as our special guest.

Off-season, the Fan Club will organize a "Vacation in Bear-A-Dise" with 30+ current and former Bears players in Florida.

To learn more about the the Fan Club and all their activities, call 800-790-BEAR.



MARTY CARTER

Strong Safety

6-1 212

December 17, 1969

Middle Tennessee St.

Bear Season: 2 NFL Season: 6

23

Acquired by Bears as free agent in 1995.

PRO CAREER: Led Bears in tackles in 1995 with 158, most ever by a Bears safety...Obtained by the Bears 3/3/95 as unrestricted free agent from Tampa Bay...Has played both strong and free safety...Averaged 101 tackles in five years with Tampa Bay...Missed first two games of 1991 rookie season (ankle) and has played in every game since.

1995 SEASON — Established Bears record for most tackles by a safety with a team-leading 158 stops...Nine double-digit tackle games...Led team with 11 stops, nine solo, vs. GB (9/11)...Game ball for 15-yard interception and nine tackles at TB (9/17)...Tied career-best with 13 stops at StL (9/24)...Led team with 12 tackles and eight solos vs. Car (10/8)...Deflected game-winning field goal attempt at Jax (10/15)...Forced two fumbles along with 11 tackles vs. Hou (10/22)...Suffered first-half concussion vs. Pit (11/5) and did not return...Had 12 tackles at NYG (11/26)...Second interception of season and eight tackles in finale vs. Phil (12/24). **Games played-started:** 16-16

PREVIOUS SEASONS: **1994** — Led Tampa DBs and was second on club with 93 tackles (74 solo)...Established career-high with 13 stops vs. Bears (11/6)...Missed just one defensive play at GB (9/25) and finished with 12 tackles...Bucs Player of the Game at SF (10/23) with nine solos and forced fumble. Also caught 21-yard pass from Stryzinski on fake punt. **1993** — Started 14 of 16 games (13 at SS, one at FS)...Logged most plays (95.6%) of any Buc defender...Set club DB record with 130 tackles...Registered 11 stops, FF, FR, and PD vs. KC (9/5)...Season-high 12 stops vs. GB (10/24)...Interception to set up a score vs. Min (11/21)...Preserved win over Bears (12/12) with fourth quarter fourth-and-one stop of Worley. **1992** — Started all 16 games at SS and led Tampa with 118 tackles...Led club with four forced fumbles and tied with three interceptions...First two-interception game vs. Ind (10/4)...Interception and forced fumble at NO (11/1)...10 solos, 11-yard sack, tackle-for-loss, QB pressure, and two forced fumbles at SF (12/19). **1991** — Training camp ankle injury forced him from first two games...Played in remaining 14, starting 11 at free safety...Second among Buc DBs with 62 stops...Five tackles and interception vs. Phil (10/6) in first pro start...Had 12 stops at Chi (12/14)...Drafted by Tampa in eighth round (207th overall).

COLLEGIATE, PERSONAL: Starting free safety for Middle Tennessee as junior and senior...Had 192 tackles, seven interceptions, and five blocked punts in his career with the Blue Raiders (1988-90)...Voted Ohio Valley Conference Defensive Player of the Year as senior with 91 tackles, four interceptions, and three blocked punts...Second on club with 93 stops in junior season...OVC Defensive Player of the Week vs. Tennessee Tech with key blocked punt...Three-year starter at Georgia's LaGrange High...Tied state record with five interceptions in a playoff game...State wrestling champion as senior after finishing second in junior season...Lettered in track...Single.

M. Carter's Pro Stats

	Int-Yds	Tkls-Solo	Force	Fum	Fum Rec	Pass Def	Sack-Yds	G-GS
1991 Tampa Bay	1-5	62-41	1		0	3	0	14-11
1992 Tampa Bay	3-1	118-78	4		0	7	2-16	16-16
1993 Tampa Bay	1-0	130-94	1		2	9	0	16-14
1994 Tampa Bay	0	93-74	1		0	3	1-9	16-14
1995 Bears	2-20	158-97	2		1	10	0	16-16
Career	7-26	561-384	9		3	32	3-25	78-71

Also: 1 reception for 21 yards and 1 KOR for 0 yards in 1994.

M. Carter's Single Game Highs

Tackles: 13 vs. Chi (11/6/94)

Interceptions: 2 vs. Ind (10/4/92)

Solo: 10 vs. Chi (11/6/94)

Passes Defended: 4 vs. Ind (10/4/92)

Forced Fumbles: 2 at SF (12/19/92)



TONY CARTER

Fullback
5-11 236
August 23, 1972
Minnesota
Bear Season: 3 NFL Season: 3
Acquired by Bears as undrafted free agent.

PRO CAREER: Became starting fullback after injury to Raymont Harris in '95 Season Opener...Only '94 undrafted free agent to make Opening Day roster.

1995 SEASON — Pressed into starting role when Raymont Harris was injured on the second offensive play of the season...Used primarily as a blocking back...Finished third on team with 40 receptions (behind Graham and Conway)...First pro start in Week 2 MNF game vs. GB (9/11)...Four receptions for 35 yards and one eight-yard KOR vs. Car (10/8)...Season-high three rushes for 13 yards at Jax (10/15)...Lone pro TD came on 12-yard catch vs. Pit (11/5)...Led team with seven receptions at Cin (12/10)...Did not start at GB (11/12) or at Det (12/4) as Bears opened in two tight end set...Did not start finale due to injured shoulder; still played and contributed career-long 27-yard catch. **Games played-started: 16-12**

PREVIOUS SEASONS: 1994 — Inactive for Opener...Contributed on special teams in 14 games...Inactive at TB (11/6)...20-yard kick return at Mia (11/13)...21-yard kick return at Ariz (11/27)...Caught 24-yard pass on first offensive play of season at GB (12/11). Also three KOR for 22 yards...Season-long 26-yard KOR vs. Rams (12/18)...One series on offense for injured Harris vs. NE (12/24)...Had 16-yard reception in brief offensive appearance in playoff win at Min (1/1/95)...Had rush on fake punt at SF (1/7/95)...Moved from FB to RB in third week of pre-season...Signed as an undrafted free agent.

COLLEGIATE, PERSONAL: Second on club in rushing with 442 yards and one TD on 103 carries as senior...Won 1992 club award as outstanding offensive player...Led Gophers in rushing with 593 yards and three TDs as junior...Top year came as sophomore: 165-660-1 including back-to-back 100-yard games...All-state following senior season at South High in Columbus, OH.

T. Carter's Pro Stats										
	Rec	Yds	Avg	Lg	TD	Rush	Yds	Avg	Lg	TD
1994	1	24	24.0	24	0	0	0	0	0	0
1995	40	329	8.2	27	1	10	34	3.4	7	0
Career	41	353	8.6	27	1	10	34	3.4	7	0

	KOR	Yds	Avg	Lg	TD
1994	6	99	16.5	26	0
1995	3	24	8.0	9	0
Career	9	123	13.7	26	0

	Rec	Yds	Avg	Lg	TD	Rush	Yds	Avg	Lg	TD
Playoffs	1	16	16.0	16	0	1	0	0.0	0	0

T. Carter's Single Game Highs

Rushes: 3 at Jacksonville (10/15/95)
 Rushing Yards: 13 at Jacksonville (10/15/95)
 Long Rush: 7 at Cincinnati (12/10/95)

Receptions: 7 at Cincinnati (12/10/95)
 Receiving Yards: 42 at Cincinnati (12/10/95)
 Long Reception: 27 vs. Philadelphia (12/24/95)
 Receiving TD: 1 vs. Pittsburgh (11/5/95)



CURTIS CONWAY

Wide Receiver

6-0 194

March 13, 1971

USC

80

Bear Season: 4 NFL Season: 4

Acquired by Bears in first round of 1993.

PRO CAREER: Part of first receiving duo (Graham) to each gain 1,000 receiving yards in same season (1995)...First Bear since Matt Suhey (1980) to have a rush, reception, pass, kick return, and punt return in a single season (1994)...Two TD catches and four 30-yard KORs as rookie.

1995 SEASON — His 16.7-yard avg. was tops among 42 NFLers with 60 receptions...Along with Graham became first receiving duo to each gain 1,000 receiving yards in the same season...Tied club mark with a reception in seven straight games (9/24-11/12)...His 12 TD catches were one shy of the club record...Led team with 5-for-110 and two TDs, including 73-yarder, in Season Opener (9/3)...Team-high 77 yards and 41-yard TD vs. Car (10/8)...Three TDs on four catches at Jax (10/15) were most receiving scores in a game by a Bear since Gault (9/18/83)...Had season-long 76-yard TD vs. Hou (10/22)...Lone catch on MNF at Min (10/30) was 48-yard TD...Season-high 126 yards and two TDs at GB (11/12)...Held without a catch vs. Det (11/19)...Rebounded to lead team with 89 yards at NYG (11/26) and also threw an incomplection in only attempt of season...Career-high eight receptions for 88 yards and career-long 20-yard rush vs. TB (12/17).
Games played-started: 16-16

PREVIOUS SEASONS: 1994 — Second with 546 yards on 39 receptions...Career-highs at Phil (9/12) with seven receptions for 148 yards and two TDs including an 85-yarder to go with five KOR for 103 yards...Tied Bears record with five fair catches on punts at TB (11/6)...Suffered thigh injury at Mia (11/13) but still caught three passes for 59 yards, rushed twice for nine yards, returned a punt four yards, and completed a 23-yard TD pass to tight end Keith Jennings on a fake field goal attempt...Inactive next two weeks before returning to action at GB (12/11) and making one 12-yard catch...Returned to starting line-up following week vs. Rams (12/18) catching three passes for 40 yards...Four-for-56 in finale vs. NE (12/24)...Four-for-56 yards at Min (1/1/95)...Three-for-25 at SF (1/7/95). 1993 — Third with 231 receiving yards on 19 catches...Two TDs were second best...Eight-yard rush and six-yard reception in first pro game vs. NYG (9/5)...Three-receptions for 42 yards and 32-yard TD at Phil (10/10)...Started for injured Davis vs. Min (10/25) and returned three kicks for 98 yards (55-yarder), two catches for 17 yards, and an 18-yard reverse...Injured shoulder at GB (10/31) and missed following game...Season-high four KOR and two receptions for 50 yards, including 38-yard game-winning TD, at SD (11/14)...Started vs. Det (12/26) for injured Waddle and caught season-high four passes...Drafted in first round (7th overall).

COLLEGIATE, PERSONAL: Set school records for most kickoff returns (73), yards (1,723), and longest punt return (96 yards)...Third in USC history with 67 punt returns and 679 punt return yards...Two-year track letterman with 10.28 best in 100-yard dash...Second-team all-American selection UPI and AP after junior season...Unanimous all-PAC 10 first-team choice as both receiver and returner...Trojans' Offensive Player of Year and MVP...Eighth nationally with 161.5 average all-purpose yards...Led club with 49 catches for 764 yards, five TDs...Returned 31 punts for 11.2 avg; 27 kickoffs for 25.0 yard avg...First USC player in 39 years to score on punt and kickoff return in same season...Top games: 9-115 and 51 yard TD vs. Okla.; 5-112 and 53-yard TD vs. Wash.; and 213 all-purpose yards (78 rec., 121 KOR, 16 PR) against Cal...96-yard punt return vs. Oregon was longest in school history...95-yard kickoff return vs. ASU was longest by Trojan since Anthony Davis in 1974...Threw 44-yard TD vs. UCLA...Had 7-84 receiving and 4-92 KOR vs.

Notre Dame...Member of mile relay team which finished second in NCAA at 3:00.58...Saw action in sophomore season as flanker (21 for 240, 1 TD), quarterback, and returner (24 PR for 7.2 avg and 20 kickoffs for 24.7)...Averaged 21.3 yards on KORs, 13.4 on PRs as freshman...Had 71-yard punt return for TD vs. Oregon State, longest since '72...Threw nine-yard TD to Todd Marinovich vs. Stanford...Signed with USC in '89 but ruled academically ineligible and attended El Camino College to improve scores...All-American by *Parade* and *Super Prep* magazine at Hawthorne (CA) High...Scored 62 of team's 82 TDs in final two seasons as option QB (39 of 42 as junior)...Threw for 1,257 yards and 11 TDs on 77 of 156 accuracy; ran for 758 yards and 10 TDs on 80 carries (9.5 avg); and scored on punt and interception return...In one game scored a TD as QB, WR, RB, and DB...Public Administration major...Nickname: C-Way...Married (Leoria)...Twin sons (Cameron and Kelton).

Conway's Pro Stats										
	Rec	Yds	Avg	Lg	TD	Rush	Yds	Avg	Lg	TD
1993	19	231	12.2	38	2	5	44	8.8	18	0
1994	39	546	14.0	85	2	6	31	5.2	12	0
1995	62	1,037	16.7	76	12	5	77	15.4	20	0
Career	120	1,814	15.1	85	16	16	152	9.5	20	0

	KOR	Yds	Avg	Lg	TD	PR	Yds	Avg	Lg	TD
1993	21	450	21.4	55	0	0	0	0.0	0	0
1994	10	228	22.8	34	0	8	63	7.9	24	0
1995	0	0	0	0	0	0	0	0	0	0
Career	31	678	21.8	55	0	8	63	7.9	24	0

Also: 1 two-point conversion reception; 1 pass for 23 yards and a TD in 1994, one incomplection in 1995 (2-1-23, 1 TD).

	Rec	Yds	Avg	Lg	TD	G-GS
Playoffs	7	81	11.6	23	0	2-2

Conway's Single Game Highs

Rushes: 1 many times. Last: vs. Phil (12/24/95)
 Rush yards: 20 vs. TB (12/17/95)
 Long rush: 20 vs. TB (12/17/95)
 Most KORs: 5 at Phil (9/12/94)
 Long KOR: 55 vs. Min (10/25/93)

Receptions: 8 vs. TB (12/17/95)
 Rec. yards: 148 at Phil (9/12/94)
 Long rec: 85 at Phil (9/12/94)
 Receiving TDs: 3 at Jax (10/15/95)
 KOR yards: 103 at Phil (9/12/94)

1993	W/L	Opp.	Rec.	Yds	Lg	TDs
9/5	L	NYG	1	6	6	0
9/12	L	at Min	0	0	0	0
9/26	W	TB	1	8	8	0
10/3	W	Atl	0	0	0	0
10/10	W	at Phil	3	42	32	1
*10/25	L	Min	2	17	9	0
*10/31	L	at GB	1	25	25	0
*11/7	L	LARaid	0	0	0	0
*11/14	W	at SD	2	50	38	1
*11/21	W	at KC	1	4	4	0
11/25	W	at Det	1	11	11	0
12/5	W	GB	1	15	15	0
12/12	L	at TB	1	11	11	0
12/18	L	Den	1	9	9	0
12/26	L	Det	4	33	11	0
1/2	L	at LARam	0	0	0	0

1994	W/L	Opp.	Rec.	Yds	Lg	TDs
9/4	W	TB	3	25	12	0
9/12	L	at Phil	7	148	85	2
9/18	L	Min	2	19	13	0
9/25	W	at NYJ	0	0	0	0
10/2	W	Bu	4	38	14	0
10/9	W	NO	0	0	0	0
10/23	L	at Det	5	37	14	0
10/31	L	GB	3	49	28	0
11/6	W	at TB	1	28	28	0
11/13	W	at Mia	3	59	25	0

1994 (cont)	W/L	Opp.	Rec.	Yds	Lg	TDs
11/20	W	Det	Inactive			
11/27	W	at Ariz	Inactive			
12/1	L	at Min	Inactive			
12/11	L	at GB	1	12	12	0
*12/18	W	LARam	3	40	20	0
*12/24	L	NE	4	56	21	0
Playoffs						
*1/1	W	at Min	4	56	23	0
*1/7	L	at SF	3	25	9	0

1995	W/L	Opp.	Rec.	Yds	Lg	TDs
*9/3	W	Min	5	110	73	2
*9/17	L	GB	3	63	42	0
*9/17	W	at TB	4	56	22	0
*9/24	L	at St.L	6	63	20	1
*10/8	W	Car	4	77	41	1
*10/15	W	at Jax	4	74	46	3
*10/22	W	Hou	3	111	76	1
*10/30	W	at Min	1	48	48	1
*11/5	L	Pit	4	55	19	1
*11/12	L	at GB	6	126	46	2
*11/19	L	Det	0	0	0	0
*11/26	W	at NYG	6	89	21	0
*12/4	L	Det	2	12	8	0
*12/10	L	at Cin	5	54	19	0
*12/17	W	TB	8	88	22	0
*12/24	W	Phil	1	11	11	0

(* Denotes Conway started game)



BRYAN COX

Middle Linebacker

6-4 250

February 17, 1968

Western Illinois

52

Bear Season: 1 NFL Season: 5

Acquired by Bears as unrestricted free agent.

PRO CAREER: Started 72 straight regular season games (and five playoffs). Last game missed was 10/20/91 vs. Hou...Signed with Bears as unrestricted free agent (2/21/96)...Ranked ninth among Dolphin all-time sackers after just five seasons...Pro Bowl after '92, '94, and '95 (last two as MLB).

1995 SEASON — Named reserve inside linebacker for AFC Pro Bowl squad...Led Dolphins with 142 tackles and 7.5 sacks...Team's leading tackler in six games; finished second five times...Four tackles, five-yard sack, and fumble recovery vs. NYJ (9/3)...13 stops, sack, 12-yard interception, and forced fumble at NE (9/10)...Six stops, sack, and forced fumble at NYJ (10/22)...Led club with career-high 15 stops on Monday night loss to 49ers (11/20)...Led club with 14 stops including two sacks of Harbaugh at Ind (11/26)...Ten tackles at Buf (12/17) before being ejected with 2:00 remaining after an altercation with Bills' Carwell Gardner...Eight solo tackles in playoff loss at Buf (12/30). **Games played-started: 16-16.**

PREVIOUS SEASONS: 1994 — Voted starting inside linebacker for AFC Pro Bowlers...Led team with career-high 147 tackles (106 solo)...Had nine 10-tackle games...Opened year at right outside linebacker before moving to MLB...Made first start in middle in Week 4 vs. NYJ (9/18) and led club with seven stops...12 tackles at Buf (10/9)...Sack, forced fumble, and 12 stops at NYG (11/27)...Had 13 stops in re-match vs. Buf (12/4) and following week vs. KC (12/12)...Led team with 24 tackles in two playoff games (18 solo)...Arthroscopic surgery to remove bone spurs on left ankle (5/5/95). **1993** — Led team with 122 tackles; had at least five stops in all 16 games...Team-best 11 stops, pass defended, and fumble recovery in Opener vs. Ind (9/5)...Six stops and two sacks at Clev (10/10)...Tied Dolphin record with two fumble recoveries vs. KC (10/31)...Eight tackles and interception on Thanksgiving at Dal (11/25). Only Miami non-DB interception of the season. **1992** — Starting Pro Bowl linebacker...First-team all-NFL by *Sports Illustrated*; first-team all-AFC by *Football News* and UPI...Led team with 127 tackles, 14 sacks, and five forced fumbles...Fifth in AFC in sacks (ninth in NFL) and best single-season mark by a linebacker in club history...Named AFC Defensive Player of the Month of September: Six tackles and sack in Season Opener at Clev (9/14)...Seven tackles, two forced fumbles, and two sacks vs. Rams (9/20)...AFC Defensive Player of the Week at Sea (9/27) with two sacks and first career interception...Third straight two-sack game at Buf (10/4) along with nine tackles...Eight tackles and one sack vs. NE (10/18)...Led team with 14 tackles and two sacks at NYJ (11/1)...AFC Defensive Player of the Week with team-high seven tackles and two sacks vs. Raiders (12/14)...Six tackles and interception leading to TD in playoffs vs. SD (1/10/93)...Four stops in Championship loss to Buf (1/17/93). **1991** — Started at right outside linebacker all 13 games he was on the roster...All-rookie by *College and Pro Football Newsweekly*, *Football News*, and *Football Digest*...Recorded four tackles in Opening Day at Buf (9/1)...Lowest defensive rookie (fifth round) to start an Opener for Miami since 1979...Five tackles and first pro sack vs. Ind (9/8)...Six tackles at NYJ (9/29) before spraining left ankle...Placed on IR (10/5)...Activated (11/2) and recorded three tackles at Ind (11/3) as starter...Season-high 11 stops vs. Buf (11/18)...Six tackles and one pass defended at Chi (11/24)...Drafted by Miami Dolphins in fifth round (113th overall).

COLLEGIATE, PERSONAL: Four-year letterman and two-year starter at Western Illinois...First-

team all-American by Football Gazette and first-team all-conference as senior...Started all season as nickel back leading team with 118 tackles (58 solo), three sacks, two forced fumbles, five blocked kicks, 10 passes defended, four interceptions including one returned for a TD...Opened season with 10 tackles, three passes defended, two blocked kicks, and a 19-yard scoring interception return vs. Arkansas-Monticello...14 tackles and blocked kick vs. Eastern Illinois...17 tackles, sack, forced fumble, and interception vs. Southern Illinois...First-team all-conference and club MVP as junior with team-leading 121 tackles, six sacks, three fumble recoveries, three forced fumbles, two interceptions, and one blocked kick...Had 16 stops and two sacks vs. Eastern Illinois...Eight tackles and interception vs. Fort Hayes State...Blocked punt, recovered, and returned for a score in 14-10 win over Southern Illinois...Played in every game, starting one, as sophomore. Finished with 54 tackles (36 solo), four forced fumbles, three fumbles recovered, two interceptions, and three blocked kicks...Had 12 tackles, sack, interception, and blocked PAT in 13-9 decision over Illinois St...Reserve nickelback as freshman recording 30 tackles (15 solo), one fumble recovery, and one blocked kick...Nine tackles and blocked punt which he returned for a TD vs. Liberty...All-conference and all-city in football at East St. Louis High...Also lettered in track and basketball...Selected as winner of NFL's Extra Effort Award for November, 1994 for work with several educational and social agencies in Southern Florida and hometown of East St. Louis, IL...Hosts golf tournament and softball game in hometown of East St. Louis, IL, benefiting the Boys and Girls Club of East St. Louis...Avid golfer...Earned degree in mass communications...Married (LaTonia)...Daughters (Lavonda, Brittani, Chiquita) and son (Bryan, Jr.).

Cox' Pro Stats

	Int-Yds	Tkls-Solo	Force Fum	Fum Rec	Pass Def	Sack-Yds	G-GS
1991 Dolphins	0	61-51	0	0	4	2-15	13-13
1992 Dolphins	1-0	127-84	5	1	6	14-115	16-16
1993 Dolphins	1-26	122-87	4	3	6	5-44	16-16
1994 Dolphins	0	147-106	2	0	2	3-22	16-16
1995 Dolphins	1-12	142-104	3	1	3	7.5-46	16-16
Career	3-38	599-432	14	5	21	31.5-242	77-77
Playoffs	1-7	42-33	0	0	0	0	5-5

Cox' Single Game Highs

Tackles: 15 vs. SF (11/20/95) Solo: 13 vs. SF (11/20/95)
Sacks: 2 (seven times. Last: at Ind, 11/26/95)

1995 SPECIAL TEAMS TACKLES

Tackles	Solo	Other	Tackles	Solo	Other
Baker	23	11	Bass	1	
Joseph	17	8	Butler	1	
Johnson, K	17	4	Cain	1	
Marshall	15	5 BP (Min, GB)	Flanigan	1	
Mangum	12	4	Green	1	
Miniefield	9	4	N.Lewis	1	
Eilers	6	2	Smith	1	
Minter	6	2	Lundy	1	
Harris, S	4	3	Tillman	1	1 FR (Det)
Wetnight	4	3	Carter, M		FGD(at Jax)
Thierry	4	3	Williams, J		FGD (Hou)
Faulkerson	4	2	Fontenot, A		FGB (Det)
Burton	4	1 FF (at St.L)			
Sauerbrun	3	3			
Primus	3	1			
Gedney	2	1			
Johnson, A	2				
Carter, T	2	2			
Cox	1	1 FF (Det)			

KEY: FF = Forced Fumble
FR = Fumble Recovery
FGD = Field Goal Deflection
FGB = Field Goal Block
BP = Blocked Punt



ED CUNNINGHAM

54

Center

6-3 290

August 14, 1969

Washington

Bear Season: 1 NFL Season: 5

Acquired by Bears as free agent in 1996.

PRO CAREER: Signed with Bears as unrestricted free agent (2/29/96)...Started 44 games in last four seasons with Cardinals.

1995 SEASON — Started first five games...Subbed for center Jamie Dukes vs. NYG (11/30)...Returned to starting line-up when Dukes went on IR...Started final three games. **Games played-started:** 9-8

PREVIOUS SEASONS: **1994** — Started all 16 games...Earned game ball after Cards gained 109 rushing yards vs. Min (10/2) as Vikes were top-ranked run defense...Ejected in fourth quarter at Wash (10/16) when he inadvertently bumped an official and tossed a penalty flag in frustration over apparent nullification of game-tying Arizona TD. **1993** — Missed season opener at Phil (9/5) after stretching knee ligaments in training camp...Returned in Week 2 and started remainder of season...Cards ranked third offensively and allowed just 33 sacks, fewest by a Phoenix team since 16 years. **1992** — Started first three pre-season games at center...Opened season as reserve for first four games...Played in second half at center at Dal (9/20)...Saw extensive action in 24-14 win vs. SF (11/1)...Made first NFL start at LA Rams (11/8)...Sprained ankle vs. NYG (12/12) and did not play following week at Ind (12/20)...Started finale vs. TB (12/27)...Drafted by Phoenix Cardinals in third round (61st overall).

COLLEGIATE, PERSONAL: Center for Washington Huskies 1991 championship team...Rated as top center in 1992 NFL draft...Participated in East-West Shrine and Hula Bowl all-star games...Three-year letterman at Mount Vernon High (Alexandria, VA)...Qualified for 1985 Junior Olympics in Seattle in shot put...Named National Football Foundation Hall of Fame's Virginia Scholar Athlete of the Year in 1987...Three-time academic all-American...Took a quarter off school prior to senior year to work in accounting and finance department of the Washington, D.C. Metropolitan Airport Authority...Owns and operates two Phoenix stores specializing in area rugs from around the world with his father (Emmett) and brother (Ernest)...Pursuing broadcasting career...Offered television color commentary on 1995 Arena football games...Single.

Cunningham's Pro Stats

Games - Starts: 51-44 — 1992 Cardinals (11-5); 1993 Cardinals (15-15);
1994 Cardinals (16-16); 1995 Cardinals (9-8).

SEASON OPENERS

The Bears' 45 victories on Opening Day represents the most wins by any NFL franchise. The Dallas Cowboys own a 27-8-1 mark in the season's first game which is the top percentage (.750) in League history. The two clubs will meet for this year's Kickoff '96 when the Cowboys visit Soldier Field on Monday night, September 3.



JIM FLANIGAN

Defensive Tackle

6-2 286

August 27, 1971

Notre Dame

Bear Season: 3 NFL Season: 3

99

Acquired by Bears in third round of 1994.

PRO CAREER: Caught two touchdown passes in '95...Team sack leader in 1995 with 11...Scored touchdown in playoff game at SF (1/7/95) with two-yard *reception*.

1995 SEASON — Led Bears with 11 sacks, most by a Bear defensive tackle since Steve McMichael's 11.5 in 1988...His 77 tackles were second among defensive linemen to Zorich's 79 stops...Recorded two sacks and five stops in Season Opener vs. Min (9/3)...Caught two-yard TD pass vs. GB (9/11) on *Monday Night Football*...Seven tackles and nine-yard sack at StL (9/24)...Earned first start in following game vs. Car (10/8) and responded with seven tackles, four solos...Career-high eight stops and 14-yard sack at Jax (10/15)...Caught 4-yard TD on MNF at Min (10/30)...Eight stops and six-yard sack vs. Pit (11/5)...One rush for no gain at GB (11/12)...Ten-yard sack and six tackles at Det (12/4). **Games played-started: 16-12**

PREVIOUS SEASONS: 1994 — Used in defensive line rotation...Caught 2-yard TD pass from Kramer in playoff game at SF (1/7/95)...Played on special teams, sparingly on defense, and in offensive backfield as blocking back at Min (1/1/95)...Three solo tackles in both Week 2 and 3...Had 14-yard kickoff return at Phil (9/12), 12-yard return vs. Buf (10/2), and fair catch vs. GB (10/31)...First used in offensive backfield vs. Buf (10/2) as blocking fullback...Injured hand at Mia (11/13) and missed next two games...Played in final four games on D-line and as blocking back...Drafted in third round (74th overall).

COLLEGIATE, PERSONAL: Started final two seasons on defensive line after beginning his career at linebacker...Also performed on Irish track squad putting shot 55'3/4"...Honorable mention all-American after starting first five games at right end and finishing senior season at right defensive tackle...Made 51 tackles, four tackles-for-loss and four sacks...Had 8 tackles, three for-loss, against Florida State and six tackles, three for-loss, in Cotton Bowl win over Texas A&M...Started 10 games as junior at right DT and one at nose guard...51 tackles included 3.5 sacks and 2.5 for-loss...Season-high eight tackles vs. Penn State and Mich...Played in every game as sophomore; three starts at ILB...Had 36 tackles including season-high eight stops vs. Air Force...Four tackles in fourth quarter of win over USC...Totaled six tackles in nine games as a reserve ILB during freshman campaign...*Parade* and *USA Today* all-American and Wisconsin Player of Year at Southern Door High in Brussels, WI...Played LB, FB, and K...Rushed for 2,075 yards and 30 TDs as senior (4,464 yards in career)...Scored 468 points on 59 TDs, 75 conversions, and 13 field goals as prep...Recorded 518 tackles, 23 forced fumbles, 14 sacks, and five interceptions...Management major...Father, Jim, played linebacker for Green Bay Packers (1967-70)...Single.

Flanigan's Pro Stats

	Int-Yds	Tkls-Solo	Force	Fum	Fum Rec	Pass Def	Sack-Yds	G-GS
1994	0	14-9	0	0	0	0	0	14-0
1995	0	77-46	0	0	0	0	11-75	16-12
Career	0	91-55	0	0	0	0	11-75	30-12

Receiving: 2-6, 2 TDs in 1995; **Rushing:** 1-0 in 1995; **KOR:** 2-26 yards in 1994.

Playoffs	0-0	0-0	0	0	0	0-0	2-0
-----------------	------------	------------	----------	----------	----------	------------	------------

Also: 1 TD catch (2 yards) in 1995.

Flanigan's Single Game Highs

Tackles: 8 Last vs. Pit (11/5/95)

Sacks: 2 vs. Min (9/3/95)

Solos: 5 at StL (9/24/95)



AL FONTENOT

Defensive End

6-4 277

September 17, 1970

Baylor

Bear Season: 4 NFL Season: 4

96

Acquired by Bears in fourth round of 1993.

PRO CAREER: Occasional starter and part of rotation at both tackle and end...Used as backup end for John Thierry and rotated with defensive tackles in '95... Backed-up Richard Dent at right end as rookie...Backed-up Trace Armstrong at left end in '94 and used in defensive tackle rotation.

1995 SEASON — Hampered all season with injured shoulder suffered in training camp...Career-high 10 stops and four solos to earn game ball in Season Opener vs. Min (9/3)...Inactive in Week 3 at TB (9/17) due to shoulder...Returned to start at StL (9/24) and recorded first sack of season...Had second sack vs. Hou (10/22)...Started at Min (10/30) and recovered fumble to seal MNF win...Inactive following week vs. Pit (11/5)...Started vs. Det (11/19) and added four tackles, a half-sack, and blocked a 43-yard field goal attempt...Dressed, but did not play, following week at NYG (11/26)...Four tackles at Det (12/4). **Games played-started: 13-3**

PREVIOUS SEASONS: 1994 — Second among defensive linemen with 62 tackles...Seven stops at Phil (9/12) earned starting role next seven games...Four stops and five-yard sack at NYJ (9/25) which knocked Eliason from contest...Two passes defended at Det (10/23)...Moved to end at TB (11/6) when Spellman was ejected; finished with five stops and six-yard sack, but suffered "burner" in shoulder...Did not start following five weeks...Three-yard sack in limited role vs. Det (11/20)...Six tackles at Ariz (11/27)...Four stops and sack vs. Rams (12/18) as starter...Rotated in defensive line in finale and both playoff games...Four stops, two solo, at Min (1/1/95). **1993** — Played in all 16 games...Had four tackles on defense and six special teams stops...Sack and forced fumble vs. Raid (11/7)...Blocked PAT at Phil (10/10)...Returned one kickoff eight yards vs. Det (12/26)...Drafted in fourth round (112th overall).

COLLEGIATE, PERSONAL: Emerged as one of college football's top pass rushers despite not becoming a starter until senior season...Earned all-SWC honors as senior from *Football News* while starting every game at left end...Recorded 45 tackles, 32 solos, 11 sacks, and 14 tackles-for-loss...Recovered a fumble and defended three passes...Nine tackles, fumble recovery, and three sacks vs. Colorado...Two sacks vs. Rice...Blocked extra point vs. Georgia Tech...Played behind Robin Jones at left end in junior season...Recorded 26 tackles and three sacks...Sack and fumble recovery vs. UTEP; season-high five tackles and sack against Texas in season finale...Two-year standout at Texas' Navarro Junior College, earning all-region honors...Recorded 123 tackles and 15 sacks in two-year career...One of top players in Texas coming out of Houston's Yates High School...90 tackles, 10 sacks, four fumble recoveries, and two passes defended as senior...12 sacks as junior...Communications major...Single.

Fontenot's Pro Stats

	Int-Yds	Tkls-Solo	Force Fum	Fum Rec	Pass Def	Sack-Yds	G-GS
1993	0	4-2	1	0	0	1-6	16-0
1994	0	62-37	1	0	2	4-14	16-8
1995	0	35-17	0	1	0	2.5-15	13-3
Career	0	101-56	2	1	2	7.5-35	45-11

Also: 1 KOR for 8 yards in 1993; 1 safety in 1995.

Playoffs	0-0	6-2	0	0	0	0-0	2-0
-----------------	------------	------------	----------	----------	----------	------------	------------


Fontenot's Single Game Highs

Tackles: 10 vs. Min (9/3/95)

Solo: 4 vs. Min (9/3/95)

Passes defended: 2 at Det (10/23/94)

Sacks: 1 Last: vs. Houston (10/22/95)



CHRIS GEDNEY

84

Tight End**6-5 260****August 9, 1970****Syracuse****Bear Season: 4 NFL Season: 4****Acquired by Bears in third round of 1993.****PRO CAREER:** Doubled career playing time in '95 by appearing in 14 games...Three touchdowns.

1995 SEASON — Slowed by pre-season ankle injury and entered season as back-up to Jennings...Used as holder and punt snapper in first two games before making first reception of season at TB (9/17)...Eight-yarder at STL (9/24) and 15-yard catch following week vs. Car (10/8)...Made only start at Jax (10/15)...Inactive next two weeks due to ulcerative colitis...Returned to punt snapper and holder duties vs. Pit (11/5)...Caught 13-yard reception at Cin (12/10) and seven-yarder vs. TB (12/17). **Games played-started:** 14-1

PREVIOUS SEASONS: 1994 — Started first seven games before breaking right fibula at Det (10/23)...Was fourth on team with 157 yards and tied for fourth with 13 receptions when injured...Two TD receptions in Season Opener were most by a Bear tight end since Greg Latta in 1975...Four-for-42 vs. Min (9/18)...Two catches including spectacular one-handed TD grab vs. Buf (10/2)...Three catches vs. NO (10/9)...Handled punt snap duties...Placed on IR (10/24) for remainder of season and playoffs...Off-season surgery on left foot (2/1). **1993** — Broke collarbone in intrasquad scrimmage (7/24) and missed all four pre-season games and first four regular season games...Returned at Phil (10/10) with two catches...Earned start following week vs. Min (10/25) and responded with six receptions for 69 yards and 24-yard long...Injured heel in practice (10/29) and missed two games...Played at SD (11/14) and at KC (11/21) making one five-yard catch...Started at Det (11/25); re-injured heel in first quarter...Inactive next three games...Started vs. Det (12/26)...Two-yard catch in finale at Rams (1/2)...Drafted in third round (61st overall).

COLLEGIATE, PERSONAL — Played in every game in four seasons at Syracuse...Became full-time tight end as junior after seeing action as wide receiver and tight end as freshman and sophomore...First team all-American selection by AP, *Football News*, and Kodak and all-Big East selection after senior season...Second on club with 34 receptions for 587 yards and five TDs...Caught four passes for 47 yards, including two 12-yard TDs vs. Virginia Tech...Three receptions for 105 yards including 65-yard TD vs. Rutgers...Gained 103 yards following week on six receptions vs. West Virginia...Started every game as junior tight end catching a pass in 11 of 12 contests...Second on team with 25 receptions...Career-high eight catches for 107 yards against Pittsburgh...Played in every game of sophomore season, starting four at wide receiver or tight end...Third with 24 receptions for 332 yards...First career TD was 19-yard reception from tailback vs. Boston College...Played in every game as freshman, catching eight passes for 93 yards...Redshirted in 1988 as true freshman...All-state and honorable mention all-American choice at New York's Liverpool High...Caught 17 passes for 350 yards and seven TDs as team won 1987 league championship...Played forward on basketball team...Speech communications major...Wife, Kathy, competed on Women's Pro Volleyball Association Pro Beach Tour...Daughter (Annaleigh).

Gedney's Pro Stats

	Rec.	Yds	Avg	LG	TD	G-GS
1993	10	98	9.8	24	0	7-3
1994	13	157	12.1	37	3	7-7
1995	5	52	10.4	15	0	14-1
Career	28	307	11.0	37	3	28-11

Gedney's Single Game HighsReceptions: 6 vs. Min (10/25/93)
TDs: 2 vs. TB (9/4/94)

Rec. yards: 69 vs. Min (10/25/93)



ROBERT GREEN

Runningback
5-8 212
September 10, 1970
William & Mary
Bear Season: 4 NFL Season: 5
Acquired by Bears through waivers in 1993.

PRO CAREER: Third-down halfback...Special teams standout...Used on offense in nickel situations...First pro start in '95...Scored first pro TD in '94.

1995 SEASON — Second on Bears in rushing and third in receiving before breaking left fibula at Det (11/19) on kickoff coverage following his TD...His 5.3 avg was second in NFL among backs with 100 carries (Philly's Charlie Garner)...Handled the ball 28 times on third down; turned 11 into firsts...First NFL start in Week 2 on MNF after ankle injury to Tillman in Opener. Responded with 10-63 rushing and season-high 55 yards on five catches...Career-high 72 yards and first pro rushing TD at TB (9/17) before spraining right ankle in fourth quarter...Inactive following week...Scored game-winning TD on one-yard run with 0:38 on clock vs. Car (10/8)...Rushed 11 times for 38 yards at Min (10/30)...Two KOR for 10 yards vs. Pit (11/5)...Led team with 68 yards on career-high 16 rushes at GB (11/12)...Led Bears following week vs. Det (11/19) with 13-58 rushing...Gained 105 yards from scrimmage (12-15 rush., 4-46 rec.) at NYG (11/26)...Had 8-63 (7.9 avg.) and one TD at Det (11/19). Placed on IR (12/5) for remainder of season. **Games played-started: 12-3**

PREVIOUS SEASONS: 1994 — Third with nine special teams tackles, sixth with 24 receptions, and third with 25 rushes for 122 yards...17 of 24 catches were on third down...Suffered small abdominal tear in Week 2 and was inactive vs. Min (9/18)...Saw significant offensive action at Det (10/23) carrying four times for 31 yards and catching five passes for 47 yards...Had five-for-30 rushing, four-for-26 receiving, and 3-for-40 returning kickoffs vs. GB (10/31)...Scored first pro TD on four-yard pass at TB (11/6)...Career-best six receptions for 69 yards including 39-yard TD at Min (12/1)...Recovered fumble on KOR vs. Rams (12/18)...Injured shoulder on 18-yard KOR at Min (1/1/95)...Led Bears in receiving at SF (1/7/95) with 5 for 43...Pre-season leader with 157 yards on 21 carries (7.5 avg.) including two longest runs (36 and 34 yards). **1993** — Waived by Redskins in final cutdown (8/30); claimed by Bears (8/31)...Nine special teams tackles...KOR in five straight games (10/3 to 11/7) with a 30-yard long...Game ball for special teams at Phil (10/10)...Five receptions for 29 yards at TB (12/12). **1992** — Second on 'Skins with 14 kickoff tackles...Twice named Special Teams Player of the Week...Three-for-28 including club's third-longest run of season (23 yards) vs. Den (10/12)...5-17 rushing in playoff win at Min (1/2/93)...Signed by Redskins as undrafted free agent by Joe Gibbs whose son was college teammate at W&M.

COLLEGIATE, PERSONAL: Finished career as William & Mary's all-time leading rusher with 3,543 yards...Gained 875 yards and 13 TDs as senior despite missing two games...Set school record with 1,408 yards and 19 TDs as junior...Three-sport standout at Friendly High in Maryland...Married (Pamela)...Daughter (Ashley)...Son (Quinton).

Green's Pro Stats													
	Rush	Yds	Avg	LG	TD	Rec	Yds	Avg	LG	TD	KOR	Yds	G-GS
1992 Wash	8	46	5.8	23	0	1	5	5.0	5	0	1	9	9 0 15-0
1993 Bears	15	29	1.9	10	0	13	63	4.8	9	0	9	141	15 7 30 0 16-0
1994 Bears	25	122	4.9	14	0	24	199	8.3	39	2	6	77	12 8 16 0 15-0
1995 Bears	107	570	5.3	38	3	28	246	8.8	28	0	3	29	9 7 19 0 12-3
Career	155	767	4.9	38	3	66	513	7.8	39	2	19	256	13.5 30 0 58-3
Playoffs	7	17	2.4	12	0	6	48	8.0	22	0	2	30	15.0 18 0 4-0

Green's Single Game Highs							
Rushes: 16 at GB (11/12/95)	Receptions: 6 at Min (12/1/94)	KORs: 3 vs. GB (10/31/94)					
Rushing yards: 72 at TB (9/17/95)	Rec. yards: 69 at Min (12/1/94)	KOR yards: 40 vs. GB (10/31/94)					
Long rush: 38 vs. Min (9/3/95)	Long rec: 39 at Min (12/1/94)	Long KOR: 30 vs. Atl (10/3/93)					



RAYMONT HARRIS

Fullback

6-0 225

29

December 23, 1970

Ohio State

Bear Season: 3 NFL Season: 3

Acquired by Bears in fourth round of 1994.

PRO CAREER: Played only two downs in '95 before breaking collarbone...Second on club in rushing and receiving as a rookie...Had Bears' longest run of '94, a 29-yard TD in the playoffs ...16th RB drafted behind Faulk, Hill, Floyd, Rhett, Levy, Garner, Bates, Bennett, Cothran, Smith, Jones, Bostic, Johnson, Morris, and Downs.

1995 SEASON — Caught pass on Bears' second offensive play of the season and broke his right collarbone upon falling out-of-bounds...Inactive next 11 games before being placed on IR (11/29).

PREVIOUS SEASONS: 1994 — Led NFL with just four rushes failing to reach the line of scrimmage. Best of any back with 100 carries...Second on club in rushing (123 for 464) and tied for second with 39 receptions...Had 18 third down carries...Led team in playoffs at Min (1/1/95) with 67 yards rushing and 29-yard TD run (longest Bear rush of season)...Led team with 8-for-26 rushing at SF (1/7/95) and had five catches for 24 yards...Recovered Jets' punt fumble at NYJ (9/25)...Saw first significant action vs. Buf (10/2) for injured Hoge rushing 11 times for 45 yards...Earned first start the following week vs. NO (10/9)...Led team in rushing with 66 yards on 14 carries at Det (10/23)...Gained 79 yards on 19 carries vs. TB (11/6)...Top receiver in back-to-back games at Mia (11/13) and vs. Det (11/20) with 7-51 and 7-53...Carried 13 times for 54 yards at Ariz (11/27)...Season-long 13-yard rush at Min (9/18)...Season-high 92 yards, 23 carries, and first pro TD (2-yard score) vs. Rams (12/18)...Drafted in fourth round (114th overall).

COLLEGIATE, PERSONAL: Finished as fifth-best rusher in Ohio State history with 2,649 yards...Rushed for 27 TDs and had 4.6 yard average...273 of 574 career carries (47.6%) were in senior season...Rushed for 1,344 yards on 273 carries (4.9 avg.) and 12 TDs as senior, sixth-best total in school history...Five 100-yard games: Wash (110), MSU (103), Purdue (118), Penn State (151), and Ind (162)...Rushed with 235 yards on 39 carries and three TDs in 28-21 win over BYU in Holiday Bowl...His 235-yard effort ranks fourth on the school's single game record list and is best in OSU bowl history...Won starting halfback job as junior and gained 463 yards on 106 carries (4.4 avg.) and five TDs...Top outing was 94 yards on 18 carries vs. Bowling Green...Played in 10 games as a sophomore as reserve tailback and fullback...Gained 323 yards for 4.3-yard avg. including 15-73 vs. Ill and 8-69 against Min...Played in 11 games in first season including two starts...Second with 519 yards on 119 carries and eight TDs...Rushed for 96 yards on 12 carries vs. Boston College...First collegiate 100-yard game vs. Illinois on 18 for 126-yard effort...Redshirted as true freshman in 1989...Roomed with Alonzo Spellman as freshman...Played in just four games as senior at Admiral King High In Lorain, OH due to broken collarbone...Nickname: "Quiet Storm" and "UltraBack"...Communications major...Married (Leslie)...Daughter (Shakia).

R. Harris' Pro Stats


	Rush	Yds	Avg	LG	TD	Rec	Yds	Avg	LG	TD	G-GS
1994	123	464	3.8	13	1	39	236	6.1	18	0	16-11
1995	0	0	0.0	0	0	1	4	4.0	4	0	1-1
Career	123	464	3.8	13	1	40	240	6.0	18	0	17-12

Also: 1 KOR for 18 yards in 1994

Playoffs	21	93	4.4	29	1	8	44	5.5	10	0	2-2
----------	----	----	-----	----	---	---	----	-----	----	---	-----

Harris' Single Game Highs

Rushes: 23 vs. Rams (12/18/94)	Receptions: 7 at Mia (11/13/94); vs. Det (11/20/94)
Rush yards: 92 vs. Rams (12/18/94)	Rec. yards: 53 vs. Det (11/20/94)
Long rush: 13 vs. Min (9/18/94); 29 at Min (1/1/95)*	Long rec.: 18 vs. Rams (12/18/94)
* Playoff game	



SEAN HARRIS

Linebacker

6-3 245

February 2, 1972

Arizona

Bear Season: 2 NFL Season: 2

Acquired by Bears in third round of 1995.

57

PRO CAREER: Played only on special teams as a rookie.

1995 SEASON — Pulled hamstring on Opening Day opening kickoff and inactivate next four games...Played on special teams at Jax (10/15), but was inactive following week vs. Hou (10/22)...Played on special teams final nine games finishing with four stops, three solo...Drafted in third round (83rd overall). **Games played-started:** 11-0

COLLEGE, PERSONAL: First-team all-Pac Ten selection as a senior at Arizona...Led team with 89 tackles, three sacks and seven stops for losses...Also had a pass defended, two forced fumbles and interception...Second-team all-American by *Football News* as a junior...Redshirted as true freshman in 1990...Tucson area Defensive Player of Year as senior at Manget (AZ) High...Also caught 34 passes as tight end...Three-year lettermen in football and basketball...Given name Sean Eugene Harris...Single.

No Pro Stats

1996 OFF-SEASON TRANSACTIONS

Date	Transaction	Coming	Going
2-12	Re-signed	Shane Matthews (QB)	
2-12	Re-signed	Zev Lumelski (T)	
2-12	Re-signed	Marlon Forbes (CB)	
2-12	Re-signed	Brandon Bennett (RB)	
2-12	Re-signed	Mill Coleman (WR)	
2-20	Signed	Bryan Cox (LB)	
2-21	Signed with Colts		Jay Leeuwenburg (G)
2-23	Bears match Jax's contract offer	Alonzo Spellman (DE)	
2-23	Waived		Lewis Tillman (RB)
2-26	Re-signed	Barry Minter (LB)	
2-27	Signed	Carlos Huerta (K)	
2-28	Signed with Colts		Troy Auzenne (T)
2-28	Signed	Ed Cunningham (C/G)	
3-4	Re-signed	Curtis Conway (WR)	
3-14	Signed with Jets		Jeff Graham (WR)
3-15	Re-signed	James Williams (T)	
3-20	Signed with Redskins		Ervin Collier (DT)
3-26	Signed	Mike Sullivan (C/G)	
3-26	Re-signed	Octus Polk (OL)	
3-26	Re-signed	Scotty Lewis (DT)	
3-29	Re-signed	Chris Gedney (TE)	
3-29	Re-signed	Fabien Bowens (WR)	
4-4	Re-signed	Mike Faulkerson (FB)	
4-4	Re-signed	Dennis Lundy (RB)	
4-4	Signed with Packers		Ron Cox (LB)
4-8	Signed with Rams		Steve Walsh (QB)
4-18	Re-signed	Al Fontenot (DL)	
4-18	Re-signed	Myron Baker (LB)	
4-25	Signed	Kent Sullivan (P)	
5-21	Signed	Dave Krieg (QB)	
6-5	Signed	Greg Briggs (LB)	
6-7	Waived		Shane Matthews (QB)



ANDY HECK

Tackle

6-6 298

January 1, 1967

Notre Dame

64

Bear Season: 3 NFL Season: 8

Acquired by Bears as free agent in 1994.

PRO CAREER: Has started 75 straight games since 1990...Signed by Chicago (2/21) from Seattle. As their transition player, Seahawks had right of first-refusal which they declined (3/1)...Has started 70 games at left tackle (1989-91, 94-95), 16 at right tackle (1993), 16 at left guard (1992), and one at tight end (1989)...Only Seahawk to start 10 games at three positions.

1995 SEASON — First Bear to play left tackle in back-to-back Season Openers since Jim Covert in 1989-90...Started all 16 games at left tackle...Pulled hamstring while chasing Greg Lloyd after second quarter interception vs. Pit (11/5). **Games played-started:** 16-16

PREVIOUS SEASONS: 1994 — Started 14 games at left tackle...Injured left knee (stretched ACL) in fourth quarter vs. NO (10/9)...Inactive following game at Det (10/23) and did not play vs. GB (10/31)...Returned to starting role at TB (11/6) but missed final two quarters with re-twisted knee...Started remainder of season and playoffs...Left elbow surgery after season (2/1). 1993 — Moved from left guard to right tackle during off-season and started every game...Did not miss an offensive play all season...Part of an offensive line unit which led the AFC in rushing for first time ever (125.9 ypg). 1992 — Started 13 games at left guard...Injured ankle vs. Raid (10/18) and went on IR missing next three games...Designated transition player after season. 1991 — Started 16 games at left tackle and did not miss an offensive snap. 1990 — Missed just nine plays all season while starting all 16 games at left tackle. 1989 — Played in every game, starting eight at left tackle and one at tight end...Opened first two games at tackle before subbing next seven...Only second offensive lineman rookie in Seattle history to start on Opening Day...Starting tight end at Cin (12/10) as Seahawks opened in double-tight end set. Played remainder of game at tackle...Unanimous first-team all-rookie selection...Drafted in first round by Seattle (15th overall).

COLLEGIATE, PERSONAL: Four-year letterman who converted from tight end to tackle in spring prior to senior season...First-team all-America by *The Sporting News*, Associated Press, UPI, and *Football News* as co-captain of 12-0 national championship team as senior...Started every game at tight end as junior catching five passes for 57 yards; career numbers of 16 for 155 yards and 1 TD...Lettered in football, basketball and track at W.T. Woodson High in Fairfax, VA where his jersey is retired...One of three Seahawks nominated for 1993 Edge NFL Man of the Year...His fifth grade teacher, Marylou Winkler of Annandale, VA, was named NFL Teacher of the Year in January, 1994, after being nominated by Heck. She received \$5,000 from the NFL and the school received a \$10,000 scholarship in both their names...Graduated with degree in American studies...Given name Andrew Robert Heck...Married (Jennifer)...Son (Jonathan).

Heck's Pro Stats

Games-Starts: 107-100 — 1989 Seattle (16-9); 1990 Seattle (16-16); 1991 Seattle (16-16); 1992 Seattle (13-13); 1993 Seattle (16-16); 1994 Bears (14-14); 1995 Bears (16-16)

Playoffs: 2-2



JACK JACKSON

Wide Receiver / Returner

5-8 174

88

November 11, 1972

Florida

Bear Season: 2 NFL Season: 2

Acquired by Bears in fourth round of 1995.

PRO CAREER: Spent rookie season on injured reserve after separating shoulder in training camp.

1995 SEASON — Separated right shoulder in training camp practice (8/7) and subsequently placed on IR (8/22)...Drafted in fourth round (116th overall). **Games played-started:** 0-0

COLLEGIATE, PERSONAL: Ranked fourth on Florida's all-time list with 143 catches, behind Errict Rhett (153), Willie Jackson (162) and Carlos Alvarez (172)...His 2,266 yards ranked second in Gator annals behind Alvarez (2,563)...29 TDs broke Willie Jackson's record of 24...Consensus all-American and first-team all-SEC selection as a junior...Led team with 57 receptions for 855 yards and 15 TDs...Also averaged 26 yards on 15 kickoff returns including 60-yarder vs. Tennessee...Set Gator record with four TDs in one game (vs. New Mexico State)...Other top games included six catches for 120 yards and two TDs vs. Mississippi, 10 for 99 yards, TD vs. LSU, five for 105, three TDs vs. Auburn...Six receptions for 128 yards and 79 yards on three kickoff returns in Sugar Bowl vs. Florida State...Redshirted as true freshman in 1991...Rated top wide receiver in south and one of top five in country by Super Prep at Moss Point (Miss) High...Food and Resource Economics major...Given name Elliot Cornelius Jackson, Jr...Single.

No Pro Stats

NFC CENTRAL STANDINGS

The NFC Central standings since it was formed with its present five teams in 1978.

	Overall record in NFL					Record within Division					Division Titles
	W	L	T	Pct	GB	W	L	T	Pct	GB	
Chicago	161	119	0	.575	—	83	56	0	.597	—	91, 90, 88, 87, 86, 85, 84
Minnesota	144	135	1	.516	16.5	79	60	1	.568	4	94, 92, 89, 80, 78
Green Bay	126	150	4	.456	33	71	65	2	.522	10.5	95
Detroit	122	157	1	.437	38.5	64	77	0	.453	20	93, 83
Tampa Bay	92	187	1	.329	71.5	49	88	1	.358	33	81, 79

- There was no division winner in 1982 because of a players' strike. The top eight teams from each conference advanced to the post-season. However, with a 5-3-1 mark, Green Bay had the best record.
- Tampa Bay's last three victories over NFC Central teams have all been overtime wins.

PLAYOFF EXPERIENCE

Playoff Games Players (starts in parentheses)

12	Dave Krieg (9), Kevin Butler
7	Joe Cain (6)
5	Mark Carrier (5), Donnell Woolford (5), Bryan Cox (5), John Mangum
4	Erik Kramer (3), Robert Green
3	Keith Jennings (2), James Williams (2), Chris Zorich (2)
2	Baker, Cain (2), T.Carter, Conway (2), Flanagan, Fontenot, R.Harris (2), Heck (2), Lincoln (1), Marshall, Miniefield, Minter, Perry (2), Simpson (2), Spellman (2), Thierry
1	Todd Burger, Michael Timpson (1), Ryan Wetnight



KEITH JENNINGS

85

Tight End

6-4 275

May 19, 1966

Clemson

Bear Season: 6 NFL Season: 7

Acquired by Bears as free agent in 1994.

PRO CAREER: Starting tight end three of last four years...19 of his 87 career receptions have come against the Packers...Ten career TDs from: Harbaugh, Walsh (2), Kramer (6), and Conway.

1995 SEASON — Most TDs by a Chicago tight end since Ditka's 8 in 1963...First Bear TE to start all 16 games since Thornton in 1990...Caught two passes including two-yard TD in Opener vs. Min (9/3)...Tied career-high with four receptions at StL (9/24) and vs. Car (10/8)...Three-for-36 at Jax (10/15)...Two TDs in finale vs. Phil (12/24) for 13- and 1-yards. **Games played-started:** 16-16

PREVIOUS SEASONS: 1994 — Waived in final cuts (8/28), but returned (10/24) when Gedney was injured...Caught two passes for 11 yards in first game vs. GB (10/31)...One-yard TD at TB (11/6)...Caught 23-yard TD pass from Conway after tipped by J. Fontenot...Lone start of season at GB (12/11)...Three-yard TD vs. Rams (12/18)...Nine-yard TD in playoffs at Min (1/1/95)...Started and caught two passes for 20 yards at SF (1/7/95). **1993 —** Missed first three games with knee injury suffered in practice (8/15)...Started final 10 games...First catch of season came in Game 7...Both three-catch games came against GB including career-long 29-yarder. **1992 —** Fifth with 23 receptions...Game ball in opener vs. Det with 3-for-43...Three catches for 34 yards vs. NYG in Week 3...Did not start vs. Atl (9/27) due to sore shoulder...Started at Min (10/4), but was back as sub the following week...Grabbed first pro TD and two receptions as starter at GB (10/25)...Seven receptions in final eight game after catching 14 in first eight. **1991 —** Joined club (10/9) when Cap Boso was hurt...Started for injured Thornton vs. GB (12/8) and led club with four catches for 63 yards to earn a game ball...Started final two games and playoff contest vs. Dal...Saw first action at GB (10/17) catching one seven-yard pass...Spent training camp with Broncos; released in final cuts. **1990 —** Waived by Cowboys during training camp...Joined Montreal Machine in WLAF. **1989 —** Waived in Dallas' final cuts; signed to practice squad...Activated in Week 7 and played in 10 games on special teams and as second tight end...First pro catch was six-yarder at NYG (12/16)...Four-for-37 vs. GB (12/24) in finale...Drafted in fifth round by Dallas (113th overall).

COLLEGIATE, PERSONAL: Honorable mention all-America wide receiver as senior...Finished as Tigers' eighth all-time leader with 78 catches and ninth with 1,117 yards...Led team with 30 receptions in '88...Led wideouts in "knockdown blocks" final two years...Had Clemson bowl-record with 110 yards vs. Penn State in Citrus Bowl as junior...Top regular season game was 6-84 vs. NC State in '87...Caught 85 passes for 1,760 yards and 17 TDs in final two years at Summerville High (SC)...Led team to three state titles...All-state first baseman who played on two state champion teams...Brother of Stanford Jennings, former Bengals RB/KR...Married (Yolanda)...Son (Micah Keiron).

Jennings' Pro Stats

	Rec.	Yds	Avg	LG	TD	G-GS
1989 Dallas	6	47	7.8	14	0	10-0
1990	Did not play					
1991 Bears	8	109	13.6	19	0	10-3
1992 Bears	23	264	11.4	23	1	16-14
1993 Bears	14	150	10.7	29	0	13-11
1994 Bears	11	75	6.2	23	3	9-1
1995 Bears	25	217	8.7	20	6	16-16
Career	87	862	9.9	29	10	74-45
Playoffs	3	29	9.7	14	1	3-2

Jennings' Single Game Highs

Rec.: 4 Last: vs. Car (10/8/95)
Long: 29 vs. GB (12/5/93)

Rec. yards: 63 vs. GB (12/8/91)
Touchdowns: 2 vs. Phil (12/24/95)



DWAYNE JOSEPH

32

Cornerback

5-9 186

June 2, 1972

Syracuse

Bear Season: 2 NFL Season: 2

Acquired by Bears in free agent in 1994.

PRO CAREER: Played in most passing situations in 1995.

1995 SEASON — Used in nickel situations...Recorded career-high in first game played with 10 stops, seven solo, and 31-yard interception return in Opener vs. Min (9/3)...Two solos vs. GB (9/11)...Second interception in Week 3 at TB (9/17)...Four tackles, three solo, and one pass defended at Jax (10/15)...First pro start on Monday night at Det (12/4)...Five tackles, four solo stops, and one forced fumble vs. TB (12/17).

PREVIOUS SEASONS: 1994 — Spent 10 weeks on Bears practice squad in '94...Signed as undrafted free agent (7/14) just before Bears went to Platteville for training camp...Last player waived (8/31)...Re-signed to practice squad (11/2) for the remainder of the season and playoffs.

COLLEGIATE, PERSONAL: Four year starter (45 straight starts) who finished with 160 tackles and 27 career passes defended...Tied for team lead with three sacks as senior captain at Syracuse...Finished with 41 stops, 31 solo, and two interceptions...Second-team all Big East as junior leading club with seven passes defended...Five tackles and interception vs. Colorado in the Fiesta Bowl...Had one interception in each of first three games as a sophomore...Played in 12 of 13 games as a true freshman, missing only the Opener, and started the last nine games...Seven interceptions and four fumble recoveries while leading Carol City High (FL) to 13-1 record and title in 1989...Played in Florida-Georgia all-star game...Single.

Joseph's Pro Stats

	Int-Yds	Tkls-Solo	Force Fum	Fum Rec	Pass Def	Sack-Yds	G-GS
1995	2-31	42-31	1	0	4	0	16-1
Career	2-31	42-31	1	0	4	0	16-1

Joseph's Single Game Highs

Tackles: 10 vs. Min (9/3/95)

Solo: 7 vs. Min (9/3/95)

Interceptions: 1 vs. Min (9/3/95), at TB (9/17/95)

Long Int. Return: 31 yards vs. Min (9/3/95)

QB RATING

Curious as to how to calculate the NFL's quarterback rating? The formula uses five factors: attempts, completions, gross yardage, touchdowns, and interceptions. It was designed so that a score of 100 would be great with 90 being very good, 80 being good — similar to an A-B-C grading scale. It is possible to score over 100, a feat accomplished by just one quarterback in 1995.

Here's the formula which works when entered into Microsoft Excel. Be careful, there are 196 characters which must be typed perfectly, without any spaces, in order for everything to calculate correctly:

=(ROUND((((MAX(MIN(2.375,(((B1*100)/A1)-30)*(0.05)),0))+((MAX(MIN(2.375,(((D1*100)/A1)*(0.2)),0))+((MAX(MIN(2.375,(((E1*100)/A1)-9.5)*(-0.25)),0))+((MAX(MIN(2.375,((C1/A1)-3)*(0.25)),0))*100)/6),1))

A1 = ATTEMPTS; B1 = COMPLETIONS; C1 = GROSS YARDS; D1 = TOUCHDOWNS; E1 = INTERCEPTIONS



ERIK KRAMER

Quarterback

6-1 200

November 6, 1964

North Carolina State

Bear Season: 3 NFL Season: 8

12

Acquired by Bears as free agent in 1994.

PRO CAREER: Owns Bears single-season records for attempts (522), completions (315), yards (3,838), and touchdowns (29)...Career record of 21-17 as starter in regular season — 1-2 in playoffs; (9-7 in '95; 1-4 in '94; 3-1 in '93; 1-2 in '92; 6-2 in '91; 1-1 in '87)...Signed with Bears as unrestricted free agent (2/21) from Detroit...Five 300-yard games: four in regular season (three with Bears) and one playoff.

1995 SEASON — Set Bears single-season records for attempts (522), completions (315), yards (3,838), and touchdowns (29)...Least-sacked QB in the NFL (15 times)...Only NFL QB to take every snap in 1995...Drew opponents offside league-high 29 times...Two-year Bear totals: 414-680-4,967, 18 ints, 37 TDs, 90.4 rating...Career record as starter: 21-17 (9-7 in '95; 10-11 as a player)...Threw 162 passes without an interception (9/11-10/22) before setting record later in season with 174 (11/19-12/24)...Went 108 passes without a sack (9/11-10/8) followed by a 131 sackless streak from 10/8 to 11/5...Game ball for 19-28-262, 3 TD Opening Day performance vs. Min (9/3)...Career-high four TDs on 27-of-38 for 317 yards at StL (9/24). First Bear to throw for 4 TDs in a game since Jack Concannon on 12/19/70...Followed 4-TD game with three TDs vs. Car (10/8) and three more at Jax (10/15)...Second game ball for 18-25-231 and 2 TDs and no sacks or interceptions in *Monday Night Football* victory over Vikes at Min (10/30)...Career-high 349 yards on 24-41 vs. Hou (10/22) including season-long 76-yard bomb to Conway...Three TDs and three ints on 15-28 vs. Pit (11/5)...Season-long 11-yard rush in finale vs. Phil (12/24). **Games played-started:** 16-16

PREVIOUS SEASONS: 1994 — Set Bears' season record for completion percentage (62.7%)...Won Opener vs. TB (9/4) with 18-25 for 212 yards and two TDs...Threw three TDs and career-long 85-yarder at Phil (9/12) on 18 of 31 for 289 yards...Injured right shoulder vs. Min (9/18) but played entire game completing 27 of 35 (77.1%) for 261 yards, 1 TD, 1 int...Did not play at NYJ (9/25) and was "inactive" following two games...Returned for homecoming at Det (10/23) and had career-highs in completions (29) and attempts (48) for 309 yards, 2 TDs, and 3 ints...Completed five of 10 for 34 yards and two ints in first half vs. GB (10/31) and was replaced in second half by Walsh...Did not play in next five games before playing in fourth quarter at GB (12/11) completing two of nine for 24 yards...Did not play at Min (1/1/95)...Played second half at SF (1/7/95) leading Bears to two fourth quarter TDs...Post-season surgery on right shoulder (1/12). **1993 —** Signed by Dallas in April of '93 as a restricted free agent, but Lions matched the Dallas offer...Did not play in first four games (designated third quarterback three times) before taking over for Ware in third quarter at TB (10/3) and completing 11 of 24 for 120 yards and one int...Third quarterback for next 7 games, not seeing game action...Made first start of season at Phx (12/12) setting a personal record with 76% completion (19 of 25) for 257 yards, 3 TDs, and no ints...Added two more TD tosses, with no interceptions, the following week vs. SF (12/19) on 19 of 29 for 220 yards...Opened vs. Bears (12/26) and completed career-best 23 passes on 31 attempts for 223 yards, 2 TDs, and 1 int. Led team on 12-play, 80-yard, fourth-quarter TD drive completing all six attempts for 47 yards...Hit 15 of 29 for 182 yards, 1 TD, and no picks in beating GB (1/2) to win Central division title in season finale, 30-20...Lions lost in re-match vs. GB in First Round with Kramer connecting on 22 of 31 for 248 yards, 1 TD, and 2 ints. **1992 —** Entered season as back-up to Rodney Peete...Did not see action in the first five contests...Relieved Peete in the fourth quarter of games

6-9...Earned first start of the season the following week at Pit (11/15) completing 20 of 37 for 304 yards, including a 73-yard TD, and one int...Started at Cin (11/22) completing 12 of 25 for 141 yards with three int. as the Lions beat the Bengals, 19-13...Was the starter for the third consecutive week vs. Hou (11/26), setting a new career-long with a 77-yard TD pass to Herman Moore while completing 12 of 21 for 163 yards with a pair of TDs and interceptions...Did not play following week at GB (12/6) and was inactive for the final three games. **1991** — Entered camp as third-string QB, but emerged as second-string QB following a steady pre-season performance...Attempted and completed the first two passes of his Lions career in a 33-24 win at Ind (9/22)...Replaced Peete on Detroit's opening drive vs. Dal (10/27), completing 9 of 16 passes for 108 yards and two TDs...Made his first start the following week at Chi (11/3), hitting 19 of 40 passes for 218 yards, one TD and two ints...Completed 20 of 30 for 248 yards and rushed for his first TD the following week at TB (11/10)...Hit 15 of 25 for 185 yards and 3 TDs in the first of Detroit's seven straight wins...Hooked up with Willie Green for a 73-yard TD in a 34-20 win over the NYJ (12/8)...Error-free performance in playoff-clinching win at GB (12/15), hitting 14 of 19 for 131 yards and two TDs...Established Lions playoff records for completions and passing yards in the Lions' 38-6 Second Round win vs. Dal (1/5), completing 29 of 38 for 341 yards, three TDs and no interceptions in being named NFC Offensive Player of the Week...Connected on 21 of 33 passes for 249 yards and one TD with one int. in the NFC Championship contest at Wash (1/12). **1990** — Signed by Lions as free agent after he contacted the club...Had impressive pre-season connecting on 12 of 26 for 208 yards, 1 TD, and 1 int. and also demonstrated good arm strength...Rushed four times for 20 yards, but sustained shoulder injury vs. KC (8/24)...Made 47-man roster, but was immediately placed on IR where he remained the entire season. **1989** — Missed entire season due to knee injury suffered in Calgary training camp. **1988** — Played in five games for Calgary Stampeders. **1987** — Released by Saints after training camp...Signed with Atlanta during '87 players strike and played in all three non-union games...Completed 5 of 13 for 48 yards and 2 ints in NFL debut vs. Pit (10/4)...Led Atlanta to 24-20 upset win over veteran-laden Rams (10/18) bringing Falcons back from 17-0 halftime deficit by completing 19 of 30 for 232 yards and all three TDs in the second half (finished with 27-46-335, 3 TDs, 2 ints.)...Originally signed by Saints as undrafted free agent.

COLLEGIATE, PERSONAL: Named the 1986 ACC Player of the Year at North Carolina State where he broke eight school passing records...Passed for 4,757 yards and 31 touchdowns in just two seasons...Led the Wolfpack to an 8-2-1 regular season mark and a trip to the Peach Bowl as a senior...Spent two seasons at Pierce Junior College in California...Led Pierce to a 10-0 season and a berth in the Potato Bowl in 1984...Prepped at Burroughs High in Burbank, CA...Hosts a celebrity golf tournament which benefits Valley Junior College in Van Nuys, CA...Helps put on annual sports carnival in Santa Monica to raise money for the Children's Cancer Research Foundation...Won 1995 Brian Piccolo veteran award voted on by teammates...Nicknamed "Brass" by his Lion teammates...Given name William Erik Kramer...Married (Marshaw)...Son (Griffen).

Kramer's Pro Stats

	Att	Cmp	Yds	Pct	Lg	TD	Int	Rate	Rush	Yds	Avg	Lg	TD	G-GS
1987 Atlanta	92	45	559	48.9	33	4	5	60.0	2	10	5.0	11	0	3-2
1988 Calgary (CFL)	[62 of 153 for 964 yards, 5 TDs, 13 interceptions in 5 games]													
1989 Calgary (CFL)	Knee injury													
1990 Detroit	Injured Reserve — shoulder													
1991 Detroit	265	136	1,635	51.3	73	11	8	71.8	35	26	.7	12	1	13-8
1992 Detroit	106	58	771	54.7	77	4	8	59.1	12	34	2.8	11	0	7-3
1993 Detroit	138	87	1,002	63.0	48	8	3	95.1	10	5	.5	4	0	5-4
1994 Bears	158	99	1,129	62.7	85	8	8	79.9	6	-2	-0.3	2	0	6-5
1995 Bears	522	315	3,838	60.3	76	29	10	93.5	35	39	1.1	11	1	16-16
NFL Career	1,281	740	8,934	57.8	85	64	42	82.3	100	112	1.1	12	2	60-36
<i>Bear Totals</i>	680	414	4,967	60.9	85	37	18	90.4	41	37	0.9	11	1	22-21
Playoffs	130	91	999	70.0	32	6	3	98.2	5	5	1.0	3	0	4-3

Kramer's Single Game Highs

Attempts: 48 at Det (10/23/94)	Completions: 29 at Det (10/23/94)
Yards Passing: 349 vs. Hou (10/22/95)	TDs: 4 at StL (9/24/95)
Interceptions: 3 (three times, Last: vs. Pit 11/19/95)	Long Pass: 85 at Phil (9/12/94)
Rush Yards: 11 at Det (12/4/95)	Long Rush: 12 vs. LA Rams (11/17/91)

ERIK KRAMER GAME-BY-GAME

while with Atlanta Falcons

1987	W/L	Opponent	Att	Com	Yds	Pct.	TD	Int	Sak/Yd	Lg	Rush	Yds	Lg	TD
10/4	L	Pittsburgh	13	5	48	38.5	0	2	0	15	0	0	0	0
*10/11	L	San Francisco	33	13	176	39.4	1	1	5/43	33	1	11	11	0
*10/18	W	LA Rams	46	27	335	58.7	3	2	5/39	32	1	-1	-1	0
TOTALS			92	45	559	48.9	4	5	10/82	33	2	10	11	0

while with Detroit Lions

1991	W/L	Opponent	Att	Com	Yds	Pct.	TD	Int	Sak/Yd	Lg	Rush	Yds	Lg	TD
9/1	L	at Washington	0	0	0	0.0	0	0	0	0	0	0	0	0
9/8	W	Green Bay			Did Not Play									
9/15	W	Miami			Did Not Play									
9/22	W	at Indianapolis	2	2	27	100.0	1	0	0	16	0	0	0	0
9/29	W	Tampa Bay	0	0	0	0.0	0	0	0	0	0	0	0	0
10/6	W	Minnesota			Did Not Play									
10/20	L	at San Fran	3	0	0	0.0	0	0	0	0	0	0	0	0
10/27	W	Dallas	16	9	108	56.3	2	0	0	26	6	15	5	0
*11/3	L	at Chicago	40	19	218	47.5	1	2	3/15	23	0	0	0	0
*11/10	L	at Tampa Bay	30	20	248	66.7	0	2	4/22	42	1	1	1	1
*11/17	W	LA Rams	25	15	185	60.0	3	0	1/4	34	5	7	12	0
*11/24	W	at Minnesota	26	13	124	50.0	0	0	1/8	21	3	4	7	0
*11/28	W	Chicago	27	9	108	33.3	1	1	0	21	4	0	1	0
*12/8	W	NY Jets	31	18	235	58.1	1	1	0	73	7	-11	0	0
*12/15	W	at Green Bay	29	14	131	48.3	2	0	4/19	19	1	9	9	0
*12/22	W	at Buffalo	36	17	251	47.2	0	2	1/6	34	5	3	3	0
TOTALS			265	136	1635	51.3	11	8	14/74	73	35	26	12	1
*1/5	W	Dallas	38	29	341	76.3	3	0	1/4	32	0	0	0	0
*1/12	L	at Washington	33	21	249	63.6	1	1	4/26	26	4	4	3	0

while with Detroit Lions

1992	W/L	Opponent	Att	Com	Yds	Pct.	TD	Int	Sak/Yd	Lg	Rush	Yds	Lg	TD
9/6	L	at Chicago			Did Not Play									
9/13	W	Minnesota			Did Not Play									
9/20	L	at Washington			Did Not Play									
9/27	L	Tampa Bay			Did Not Play									
10/4	L	New Orleans			Did Not Play									
10/15	L	at Minnesota	6	5	81	83.3	1	0	3/15	47	1	5	5	0
10/25	W	at Tampa Bay	5	3	28	60.0	0	0	0	13	1	-2	-2	0
11/1	L	Green Bay	5	3	33	60.0	0	0	0	14	0	0	0	0
11/8	L	Dallas	7	3	21	42.9	0	1	0	10	1	6	6	0
*11/15	L	at Pittsburgh	37	20	304	54.1	1	2	3/18	73	2	-4	0	0
*11/22	W	at Cincinnati	25	12	141	48.0	0	3	5/25	32	4	10	7	0
*11/26	L	Houston	21	12	163	57.1	2	2	4/22	77	3	19	11	0
12/6	L	at Green Bay			Did Not Play									
12/13	W	Cleveland			Did Not Play									
12/20	W	Chicago			Did Not Play									
12/28	L	at San Francisco			Did Not Play									
TOTALS			106	58	771	54.7	4	8	15/80	77	12	34	11	0

while with Detroit Lions

1993	W/L	Opponent	Att	Com	Yds	Pct.	TD	Int	Sak/Yd	Lg	Rush	Yds	Lg	TD
9/5	W	Atlanta			Did Not Play									
9/12	W	at New England			Did Not Play									
9/26	L	at New Orleans			Did Not Play									
10/3	W	Phoenix			Inactive									
10/10	L	at Tampa Bay	24	11	120	45.8	0	1	1/0	46	0	0	0	0
10/25	W	Seattle			Did Not Play									
10/31	W	at LA Rams			Did Not Play									
11/7	W	at Minnesota			Did Not Play									
11/14	W	Tampa Bay			Did Not Play									
11/21	L	at Green Bay			Did Not Play									
11/25	L	Chicago			Did Not Play									
12/5	L	Minnesota			Did Not Play									
*12/12	W	at Phoenix	25	19	257	76.0	3	0	2/22	48	3	-2	0	0
*12/18	L	San Francisco	29	19	220	65.5	2	0	2/13	31	3	8	4	0
*12/26	W	at Chicago	31	23	223	74.2	2	1	0	23	4	-1	2	0
*1/2	W	Green Bay	29	15	182	51.7	1	1	0	24	0	0	0	0
TOTALS			138	87	1002	63.0	8	3	5/35	48	10	5	4	0
*1/8	L	Green Bay	31	22	248	70.9	1	2	0	31	1	1	1	0

Chicago Bears

1994	W/L	Opponent	Att	Com	Yds	Pct.	TD	Int	Sak/Yd	Lg	Rush	Yds	Lg	TD
*9/4	W	Tampa Bay	25	18	212	72.0	2	0	2/8	40	3	-1	2	0
*9/12	L	at Philadelphia	31	18	289	58.0	3	1	3/14	85	1	0	0	0
*9/18	L	Minnesota	35	27	261	77.1	1	1	3/17	34	1	-1	-1	0
9/25	W	at NY Jets			Did Not Play				Shoulder					
10/2	W	Buffalo			Did Not Play				Shoulder					
10/9	W	New Orleans			Did Not Play				Shoulder					
*10/23	L	at Detroit	48	29	309	60.4	2	3	3/24	76	0	0	0	0
*10/31	L	Green Bay	10	5	34	50.0	0	2	2/13	11	1	0	0	0
11/6	W	at Tampa Bay			Did Not Play									
11/13	W	at Miami			Did Not Play									
11/20	W	Detroit			Did Not Play									
11/27	W	at Arizona			Did Not Play									
12/1	L	at Minnesota			Did Not Play									
12/11	L	at Green Bay	9	2	24	22.2	0	1	1/9	15	0	0	0	0
12/18	W	LA Rams			Did Not Play									
12/24	L	New England			Did Not Play									
TOTALS			158	99	1,129	62.7	8	8	14/85	85	6	-2	2	0
1/1	W	at Minnesota			Did Not Play									
1/7	L	at San Fran	28	19	161	67.8	1	0	4/31	20	0	0	0	0

Chicago Bears

1995	W/L	Opponent	Att	Com	Yds	Pct.	TD	Int	Sak/Yd	Lg	Rush	Yds	Lg	TD
*9/3	W	Minnesota	28	19	262	67.8	3	1	1/8	73	1	2	2	0
*9/11	L	Green Bay	25	15	162	60.0	1	1	2/11	42	2	-2	0	0
*9/17	W	at Tampa Bay	38	18	207	47.3	0	0	0	23	1	-1	0	0
*9/24	L	at St. Louis	38	27	317	71.0	4	0	0	49	3	6	4	0
*10/8	W	Carolina	41	23	259	56.1	3	0	1/10	41	2	4	5	0
*10/15	W	at Jacksonville	29	17	245	58.6	3	0	0	46	3	2	2	0
*10/22	W	Houston	41	24	349	58.5	2	2	0	76	5	-2	1	0
*10/30	W	at Minnesota	25	18	231	72.0	2	0	0	48	3	-3	-1	0
*11/5	L	Pittsburgh	28	15	228	53.5	3	3	1/5	46	1	1	1	0
*11/12	L	at Green Bay	38	23	318	60.5	2	1	2/14	46	2	2	2	0
*11/19	L	Detroit	26	17	231	65.3	1	1	0	51	2	2	1	1
*11/26	W	at NY Giants	38	25	268	65.7	2	0	1/2	28	1	2	2	0
*12/4	L	Detroit	33	21	140	63.6	0	0	4/32	19	3	11	5	0
*12/10	L	at Cincinnati	36	18	196	50.0	0	0	3/13	47	2	4	2	0
*12/17	W	Tampa Bay	28	20	256	71.4	1	0	0	47	2	1	2	0
*12/24	W	Philadelphia	30	15	169	50.0	2	1	0	27	2	10	11	0
TOTALS			522	315	3,838	60.3	29	10	15/95	76	35	39	11	1

(* Denotes Kramer started the game.)

KRAMER'S TD TOSSES

In his two seasons with the Bears, Erik Kramer has connected with 11 different receivers for 38 touchdowns. The breakdown:

Player	Position	TDs	Yards (listed chronologically)
Curtis Conway	WR	1422, 85, 73, 5, 20, 41, 10, 6, 46, 76, 48, 6, 21, 46
Keith Jennings	TE	62, 15, 1, 5, 13, 1
Jeff Graham	WR	576, 47, 18, 6, 47
Jim Flanigan	DT	32*, 2, 4
Michael Timpson	WR	212, 9
Ryan Wetnight	TE	21, 14
Chris Gedney	TE	210, 37
Tony Carter	FB	112
Nate Lewis	WR	15
Marv Cook	TE	116
Tom Waddle	WR	18

* Indicates post-season TD



DAVE KRIEG

Quarterback

6-1 202

October 20, 1958

Milton College (WI)

Bear Season: 1 NFL Season: 17

17

Acquired by Bears as free agent in 1996.

PRO CAREER: Signed with Bears (5/21) as unrestricted free agent...Spent first 12 seasons with Seattle (1980-91) before spending seasons with Kansas City (1992-93), Detroit (1994), and Arizona (1995)...Recorded 200th TD pass in his 135th NFL game; only Marino (89 games), Unitas (121), and Kelly (132) reached the milestone sooner...Threw a TD in 28 consecutive games (1983-85), third-best in league history trailing only Unitas (47 from '58-60) and Marino (35 from '83-85)...Enters 1996 as the NFL's 11th all-time passer with an 81.9 rating...Only Young (96.1), Marino (88.4), Kelly (85.4) and Favre (86.8) are active with a higher career passer rating...Ranks seventh in NFL in career TD passes (247) and completions (2,866), eighth in passing yardage (35,668), and tenth in attempts (4,911)...Marino (328) is only active QB with more TD passes...Has 18 300-yard passing games (11-7 record)...Has five 400-yard games (4-1 record)...NFL record holder for most career fumbles with 144...Contributed 364 completions for 5,817 yards and 46 TDs to Seattle's Steve Largent's Hall of Fame career...Holds 41 current Seattle records; one Kansas City mark, and tied two Detroit records...Earned three Pro Bowl appearances with Seattle (1985, '88, '90).

1995 SEASON — Started all 16 games...Set personal record with 304 completions...His 521 attempts and 3,554 yards were second-best personal marks...Completed 60% of passes in six straight games from Week 2-7...Hit 9-of-13 for 103 yards in second half at Det (9/17)...Passed for 324 yards and one TD at Dal (9/24)...Tossed for 308 yards but was sacked seven times vs. KC (10/1)...Became first Cardinal QB with three consecutive 300-yard passing games with 305 yards at NYG (10/8) including 11-19-173 and two TDs in second half...Connected on seven straight in second half comeback vs. Wash (10/15)...Fifth career 400-yard game with 27 of 43 for 413 yards and four TDs including season-long 48 yarder vs. Atl (11/26).

PREVIOUS SEASONS: 1994 — Jump-started the struggling 4-5 Lions to a late-season surge with five victories in their final seven outings and a playoff berth as the starting quarterback...Joined Detroit in April, 1994 as an unrestricted free agent...Finished just 12 attempts shy of 224 minimum to qualify for the league QB rating leaders. His 101.7 would have ranked second in the league behind only Super Bowl and NFL MVP Young (112.8)...Rallied Lions from 31-7 deficit with 23-33-275, 3 TDs at GB (11/6) when Mitchell was injured in second quarter. Lions lost, 38-30, with the final drive stalling at the GB-15. Krieg's 273 passing yards in the second half rank as the best single-half performance in Detroit passing history...Led Lions to win vs. TB (11/17) in first start of season...Connected on 20 of 25 for 351 yards and 3 TDs in Thanksgiving win vs. Buf (11/24). Sixth-best passing total in Lion history...Defeated GB (12/4) in re-match with 18-30-196 and 2 TDs...Snapped string of passes-without-an-interception at 145 with a fourth quarter pick at NYJ (12/10)...Attempted season-high 46 passes in Christmas Eve loss at Mia (12/24)...Started First Round playoff game at GB (12/31) and connected on 17 of 35 for 199 yards and one score. **1993** — Appeared in 12 games with 3-2 mark in five starts as back-up for first-year-Chief Joe Montana...Subbed for injured Montana (wrist) at Hou (9/12) in 15-27-175 yards with two ints...Relieved Montana (hamstring) in 24-9 win over Raiders (10/3)...Started next week at Cin (10/10) and led KC to 17-15 win with 10-20-140 yards and 1 TD...Returned as starter three weeks later to lead Chiefs to consecutive wins vs. GB (11/8) and at Raiders (11/14). Tossed three TDs on 12-27-178 in LA...Final start of season came in loss at Chi (11/21) with 14-28-157, 1 int...When Montana was shaken in the first quarter of First Round playoff game at Pit (1/8/94) Krieg entered the game to throw a 23-yard TD pass to JJ Birden...Again subbed for an injured Montana (concussion) in the second half of AFC Championship at Buf (1/23). Completed 16 of 29 for 198

yards and 1 int. **1992** — Signed with Chiefs as unrestricted free agent (3/19)...Started all 16 games leading Chiefs to a 10-6 mark and post-season play...Only NFL quarterback to throw all his team's passes...Led AFC, fourth in NFL, with 7.54 yards-per-attempt...Tied for third in the NFL with a 2.9% interception mark...Ranked third in KC history with 3,115 passing yards...Only QB to throw three 70-yard TDs...Set a Chiefs' single-game efficiency mark with a 17-of-21 accuracy (80.1%) in win at NYJ (11/29)...AFC Offensive Player of the Week for 12-26-272 and 3 TDs against No. 1-ranked defense vs. Phil (10/11)...Led Chiefs to win at SD (9/6) with 15-25-154 effort in Opener...Rushed for two TDs (three- and seven-yards) in Monday night win vs. LA Raid (9/28)...12th career 300-yard passing game with 22 of 31 for 301 yards at Den (10/4)...Guided Chiefs to undefeated November...Victory vs. SD (11/8) was Chargers' lone loss over the final 12 weeks of the season...Second 300-yard game of season with 19-29-302 and 2 TDs vs. Wash (11/15)...Secured Wild Card spot with 14-25-176 and 2 TDs vs. Den (12/17)...Passed for 233 yards on 16 of 34 attempts as he was sacked seven times in First Round meeting at SD (1/2/93). **1991** — Played in 10 games (nine starts) and established a Seattle single-season record with 65.6% passing efficiency (187 of 285)...Suffered broken thumb in the season opener at NO (9/1)...Placed on IR six weeks (9/3-10/18)...Returned to complete 25 of 31 for 266 yards at Pit (10/20)...Passed for season high 379 yards and two TDs on 29 of 39 at SD (11/10)...Relieved Stouffer at Atl (12/15) after seven plays. Completed 22 of 35 for 231 yards...Closed his Seattle career with 13-of-27 for 164 yards and a TD in 23-9 win over L.A. Rams (12/22). **1990** — Established Seahawk records with a fourth 3,000-yard season and 10th 300-yard passing game...Only QB in the NFL to take every offensive snap...AFC Offensive Player of the Week by completing 16-of-23 for 306 yards and two TDs in 17-16 victory at KC (11/11)...Engineered 10-play drive for the game-tying TD in 13-10 OT win at SD (11/25)...Marched club to game-winning overtime field goal vs. Hou (12/2). **1989** — Made third Pro Bowl appearance (as an injury replacement)...Set Seattle record with 286 completions and became Seahawks' all-time passing yards leader by surpassing the 20,000 yard mark...Set NFL record with nine own-fumbles recovered...Brought Seattle back from 17-7 fourth-quarter deficit to 24-20 win at Raid (10/1) with 22-of-31 passing for 227 yards and two TDs...Season-high 311 yards on 27-of-49 throwing vs. SD (10/29)...Six fumbles at KC (11/5) tied for second-most by an individual in an NFL game...Broke four game losing streak with a 51-yard TD to John L. Williams in 17-16 Monday night win vs. Buf (12/4)...Connected with Steve Largent for a 10-yard TD at Cin (12/10) to give the receiver 100 for his career, breaking the NFL record of 99 TDs by Don Hutson. **1988** — Appeared in second Pro Bowl...Set a team record and finished second in the league with a 94.6 QB rating...7.9 percent touchdown efficiency led the NFL...Placed on IR (9/19) after separating shoulder at SD (9/18). It marked the first time in his pro career of 83 starts in 91 games he missed a contest due to injury...Returned (11/13) vs. Hou and led Seattle to 27-24 victory driving club 53 yards in 10 plays for 46-yard FG with 0:01 remaining...AFC Offensive Player of the Week for a 35-27 MNF win vs. Raiders (11/28) by throwing for career-best 5 TDs and 220 yards on 16 of 28 passing...Guided club to TDs on its first six possessions and completed a team-record 86.4% (19 of 22) for 220 yards and two scores in 42-14 win vs. Den (12/11)...Passed for 410 yards (second-best in Seattle history) and four TDs in clinching Seahawks' first-ever AFC West title in finale at Raid (12/18)...Set Seattle post-season marks for attempts (50), completions (25) and yards (297) in divisional playoff loss at Cin (12/31). **1987** — Completed 50% of passes in 11 of 12 games; 70% three times...Opened the season by establishing a team record with his 108th career touchdown pass at Den (9/13)...Completed season-high 73.1% (19 of 26) for 246 yards and two TDs vs. SD (11/22)...Led Seahawks to 34-21 win at Chi (12/20) in Walter Payton's last regular season game. **1986** — Led Seattle to five consecutive wins to finish season at 10-6; failing to qualify for playoffs based on tie-breakers...Completed 21 of 35 for 284 yards and three

NOW STARTING . . .

Dave Krieg has started all 16 games in a season five times. He accomplished the feat three times for Seattle (1984, 85, 90), once with Kansas City (1992) and last year with Arizona.

In 1995, in fact, 13 teams' quarterbacks started all 16 games — including Chicago's Erik Kramer who was the only NFL quarterback to take every snap throughout the season (Krieg did the same for Seattle in 1990). In addition to Kramer and Krieg, the following 11 signal callers opened every contest: Jeff George (Atl), Jeff Blake (Cin), Troy Aikman (Dal), John Elway (Den), Scott Mitchell (Det), Brett Favre (GB), Steve Bono (KC), Warren Moon (Min), Jim Everett (NO), Dave Brown (NYG), Trent Diller (TB).

Included in the above list is all five NFC Central quarterbacks.

In 1994, only seven quarterbacks started all 16 games: George, Favre, Hostetler, Marino, Bledsoe, Everett, and Young.

TDs in 33-7 victory vs. SD (10/6) on *Monday Night Football*...Bench after 6-16-26 performance at Den (10/26)...Did not play following game vs. NYJ (11/2)...Played as reserve at KC (11/9) and returned to starting line-up at Cin (11/16)...Passed for two TDs and ran for another on a six-yard QB draw in Thanksgiving win at Dal (11/27)...Passed for a season-high 305 yards and four TDs at SD (12/14)...AFC Player of the Month of December with 46 completions in 66 attempts (69.7) for 786 yards and eight TDs and no interceptions in three victories. **1985** — His 27 TD passes were second-most in the NFL...Attempted a team- and personal-record 532 passes...Sacked a team-record 52 times...Three TDs in Season Opener win at Cin (9/8)...Passed for five TDs and no interceptions in 49-35 victory at SD (9/15). Teams combined for 1,046 yards total offense (Sea 489, SD 557) and established the NFL mark with 62 combined first downs (Sea 30, SD 32)...Passed for season-high 405 yards and four scores vs. Atl (10/16) while establishing both personal and club records with 33 completions and 51 attempts...Streak of 28 consecutive games with a TD pass ended vs. NE (11/17). **1984** — Concluded his first full season as a starter by opening all 16 games...Set team and personal records with 3,671 yards and 32 touchdowns, the latter the seventh-best total in NFL history...Ranked fourth in the league in passing yards (Marino, Lomax, Simms) and second in TDs (Marino 48) while earning his first Pro Bowl berth...Threw at least one touchdown in all 16 games...Career-best rushing with 46-186 and 3 TDs...Opened season with three TD passes vs. Clev (9/3)...Rushed for two scores including career-long 37-yarder vs. SD (9/9)...Posted 310 yards and two scores at GB (10/21)...First offensive play at Den (11/25) was a career-long 80-yard scoring strike to Daryl Turner. Finished with 30 of 40 for 406 yards and three TDs to earn Co-Offensive Player of the Week honors...Repeated honors the following week with a club-record five TDs in a 38-17 win vs. Det (12/2)...Closed the season with 30 of 45 for 334 yards and two TDs vs. Den...Attempted club-record-low 10 passes in Wild Card win over defending Super Bowl champion Raiders (12/22)...Connected on 20 of 35 for 234 yards in loss to Super Bowl-bound Dolphins (12/29). **1983** — Assumed reins from Zorn in the ninth game of the season and posted seven wins in 11 starts while guiding the Seahawks to their first-ever playoff berth...Second in the AFC with a 95.0 quarterback rating...Connected on 50% of his passes in every game to set club record with 60.5% mark...Threw for 418 yards and tied Zorn's franchise mark of 31 completions (on 42 attempts) at Den (11/20); but also accounted for seven turnovers (four interceptions and three fumbles including one for a safety)...Authored a 51-48 OT win vs. KC (11/27). The 99 combined points rank third in league history (most in an overtime contest). Brought Seattle from 28-14 halftime deficit to a 45-42 fourth quarter lead by catching an 11-yard pass from Largent on a fourth down, then tossed a 14-yard TD on another fourth down...Completed 12 of 13 for 200 yards and three TDs in playoff win vs. Den (12/24)...Led upset win over reigning AFC Champion Dolphins with 15 of 28 for 192 yards at Orange Bowl (12/31). **1982** — Opened as the starter before suffering a thumb injury in Week 2 at Hou (9/19)...Returned in finale vs. Den (1/2/83) to drive Seattle 87 yards for the game-winning score with no timeouts in the final minutes of regulation. **1981** — Played in seven games, starting three after Zorn suffered a broken ankle...Made first NFL start vs. NYJ (12/6) and ran for one TD and passed for two on 20 of 26 for 264 yards including a 57-yard TD to Largent for the winning points. **1980** — Played in one game and attempted two passes and was sacked once in season finale at Den (12/21)...Signed by Seattle as an undrafted free agent (5/6).

Collegiate, Personal: Four-year starter at now-defunct Milton College in his native Wisconsin...Finished seventh among NAIA passers as a senior in 1979...Earned all-conference honors as a junior and senior...Inducted into both the National and Wisconsin NAIA Hall of Fame...Lettered as a pitcher in baseball...Three-sport star (football, basketball, and baseball) at Everest High in Schofield, Wisconsin...Traveled to Europe in 1985 as a member of an NFL-USO tour of U.S. military bases...Degree in marketing...Married (Sue)...Sons (Matthew and Michael).

NFL's ALL-TIME TOP TEN

Attempts	Completions	Yards	Touchdowns
1. 6,531 Marino	1. 3,913 Marino	1. 48,841 Marino	1. 352 Marino
2. 6,467 Tarkenton	2. 3,686 Tarkenton	2. 47,003 Tarkenton	2. 342 Tarkenton
3. 5,926 Elway	3. 3,409 Montana	3. 43,040 Fouts	3. 290 Unitas
4. 5,753 Moon	4. 3,380 Moon	4. 42,177 Moon	4. 273 Montana
5. 5,604 Fouts	5. 3,346 Elway	5. 41,706 Elway	5. 255 Jurgensen
6. 5,391 Montana	6. 3,297 Fouts	6. 40,551 Montana	6. 254 Fouts
7. 5,186 Unitas	7. 2,866 KRIEG	7. 40,239 Unitas	7. 247 KRIEG
8. 5,076 Hart	8. 2,844 DeBerg	8. 35,668 KRIEG	8. 247 Moon
9. 4,965 DeBerg	9. 2,830 Unitas	9. 34,665 Hart	9. 244 Hadl
10. 4,911 KRIEG	10. 2,661 Esiason	10. 34,149 Esiason	10. 239 Dawson

Krieg's Pro Stats

	Att	Cmp	Yds	Pct	Lg	TD	Int	Sak-Yd	Rate	Rush	Yds	Lg	TD	G-GS
1980 Seattle	2	0	0	0.0	0	0	0	1-6	39.6	0	0	0	0	1-0
1981 Seattle	112	64	843	57.1	57	7	5	11-85	83.3	11	56	29	1	7-3
1982 Seattle	78	49	501	62.8	44	2	2	16-117	79.0	6	-3	4	0	3-2
1983 Seattle	243	147	2,139	60.5	50	18	11	38-279	95.0	16	55	9	2	9-8
1984 Seattle	480	276	3,671	57.5	80	32	24	40-314	83.3	46	186	37	3	16-16
1985 Seattle	532	285	3,602	53.6	54	27	20	552-448	76.2	35	121	17	1	16-16
1986 Seattle	375	225	2,921	60.0	72	21	11	35-281	91.0	35	122	19	1	15-14
1987 Seattle	294	178	2,131	60.5	75	23	15	27-247	87.6	36	155	17	2	12-12
1988 Seattle	228	134	1,741	58.8	75	18	8	12-92	94.6	24	64	17	0	9-9
1989 Seattle	499	286	3,309	57.3	60	21	20	37-289	74.8	40	160	18	0	15-14
1990 Seattle	448	265	3,194	59.2	63	15	20	40-360	73.6	32	115	25	0	16-16
1991 Seattle	285	187	2,080	65.6	60	11	12	32-216	82.5	13	59	20	0	10-9
1992 Kansas City	413	230	3,115	55.7	77	15	12	48-323	79.9	37	74	17	2	16-16
1993 Kansas City	189	105	1,238	55.6	66	7	3	22-138	81.4	21	24	20	0	12-5
1994 Detroit	212	131	1,629	61.8	51	14	3	14-100	101.7	25	35	15	0	14-7
1995 Arizona	521	304	3,554	58.3	48	16	21	53-380	72.6	19	29	17	0	16-16
Totals	4,911	2,866	35,668	58.4	80	247	187	478-3,675	81.9	396	1,252	37	12	187-163
Seattle	3,576	2,096	26,132	58.6	80	195	148	341-2,734	82.3	294	1,090	37	10	129-119
Kansas City	602	335	4,353	55.6	77	22	15	70-461	80.4	58	98	20	2	28-21
Detroit	212	131	1,629	61.8	51	14	3	14-100	101.7	25	35	15	0	14-7
Arizona	521	304	3,554	58.3	48	16	21	53-380	72.6	19	29	17	0	16-16

Also: Receiving: 1-11 in 1983; 1-(-6) in 1990.

Playoffs	282	144	1,895	51.1	56	12	7	27-217	76.5	17	20	13	1	12-9
-----------------	------------	------------	--------------	-------------	-----------	-----------	----------	---------------	-------------	-----------	-----------	-----------	----------	-------------

Krieg's Single Game Highs

Attempts: 51 vs. Atl (10/16/85)

Completions: 33 vs. Atl (10/16/85)

Yards Passing: 418 at Den (11/20/83)

TDs: 5 vs. Det (12/2/84); at SD (9/15/85); vs. LA Raid (11/28/88)

Interceptions: 5 at KC (12/9/84)

Long Pass: 80 at Den (11/20/84)

Rushes: 7 at Chi (12/20/87)

Rush Yards: 61 vs. SD (9/9/84)

Long Rush: 37 vs. SD (9/9/84)

Rushing TDs: 2 vs. SD (9/9/84); vs. LA Raid (9/28/92)

KRIEG vs. BEARS' 1996 OPPONENTS

	Games	Att.	Cmp.	Yds.	Pct.	TD	Int	W-L
Dallas	6	146	84	1,113	47.7	4	9	1-4
Washington	5	145	88	1,033	60.7	5	8	2-3
Minnesota	7	137	81	967	59.1	11	6	3-2
Detroit	3	95	63	677	66.3	6	3	3-0
Oakland	21	519	306	3,969	58.9	32	14	11-8
Green Bay	7	166	102	1,214	61.4	8	7	5-0
New Orleans	2	63	47	556	74.6	3	2	1-1
Tampa Bay	3	18	9	137	50.0	1	0	1-0
Denver	23	662	383	4,651	57.9	34	25	9-11
Kansas City	16	465	254	3,143	54.6	20	21	8-7
St. Louis	2	72	36	431	50.0	2	4	1-1
San Diego	19	512	312	3,979	60.9	28	16	13-4



JEREMY LINCOLN

Cornerback
5-10 182
April 7, 1969
Tennessee
Bear Season: 5 NFL Season: 5
Acquired by Bears in third round of 1992.

PRO CAREER: Missed just one game last three years after losing entire rookie season due to training camp knee injury.

1995 SEASON — Led cornerbacks with 73 tackles, ninth on team...32-yard interception return and six tackles at TB (9/17)...Four solos at STL (9/24)...Two passes defended and eight tackles, five solo, at Jax (10/15)...First career sack in six solo tackle game vs. Pit (11/5)...Did not start, but played when Burton was injured vs. Det (11/19)...Career-high three pass break-ups at NYG (11/26)...Career-high eight tackles (seven solo) vs. Phil (12/24). **Games played-started:** 16-14

PREVIOUS SEASONS: 1994 — Started 14 games...Second on club with nine passes deflected...Two passes defended and five tackles vs. TB (9/4)...Season-high five solos, six total, at Phil (9/12)...Forced fumble and four solo stops vs. Min (9/18)...Six stops and fourth quarter interception vs. Buf (10/2)...Dislocated right shoulder in second quarter at TB (11/6)...Inactive following game at Mia (11/13)...Returned vs. Det (11/20) with four tackles...Five stops at GB (12/11)...Did not start vs. NE (12/24), but entered on second play and finished with four tackles...Grabbed 12-yard third quarter interception in post-season win at Min (1/1/95) in third quarter...Right knee surgery (1/19). **1993 —** Started for injured Blaylock in Game 7 at GB (10/31) and responded with four tackles...Six stops vs. Raid (11/7) and four solos at SD (11/14)...Returned fourth quarter interception at KC (11/21) eight yards to the KC-4, and led directly to the game-winning points...Interception following week stopped Lions' game-threatening drive...Interception in third straight game vs. GB (12/5) in second quarter at Bears 20; earlier in game took a lateral from Jones' interception 80 yards for a TD...Did not start final three game as Blaylock returned, but saw action as nickel back. **1992 —** Injured left knee on second day of training camp (7/24)...Surgery on 10/7...Placed on IR (9/1) and missed entire season...Drafted in third round (80th overall).

COLLEGIATE, PERSONAL: First-team all-SEC by coaches as senior...Started every game at CB and led team with nine pass deflections...Season-high eight tackles vs. 'Bama...Interception and recovery of blocked punt for a TD in 36-25 victory over Miss...Started junior season at right corner and finished second among DBs with 54 stops (42 solo)...Recovered four fumbles and forced two...Season-best 10 stops and fumble recovery in victory over Kentucky...Redshirted in 1989 to recover from shoulder injury suffered late in sophomore season...Played in UT's first eight contests before shoulder injury forced him to miss remainder of sophomore campaign...Only true freshman to see extensive playing time...All-state selection at DeVilbiss High in Toledo, Ohio...Saw action at safety and quarterback...Won National TAC Juniors 400-meter dash as sophomore...Holds school record in long jump...Runs 4.45 in 40 and has 36-inch vertical leap...General business major; continuing school at DePaul...Given name is Jeremy Arlo Lincoln...Married (Lisa).

Lincoln's Pro Stats

	Int-Yds	Tkls-Solo	Force Fum	Fum Rec	Pass Def	Sack-Yds	G-GS
1992	Injured Reserve — knee						
1993	3-109	37-26	0	0	6	0	16-7
1994	1-5	47-34	1	0	9	0	15-14
1995	1-32	73-61	0	0	12	1-8	16-14
Career	5-146	157-121	1	0	27	1-8	47-35
Playoffs	1-12	5-4	0	0	2	0-0	2-1

Lincoln's Single Game Highs

Tackles: 6 (4 times, Last: vs. Buf (10/2/94)) Solo: 5 at Phil (9/12/94)
 Long int: 80 yards (12/5/93)* Passes defended: 2 vs. TB (9/4/94)
 * Return was off a lateral from D. Jones' interception



JOHN MANGUM

Safety

5-10 190

March 16, 1967

Alabama

26

Bear Season: 6 NFL Season: 6

Acquired by Bears in sixth round of 1990.

PRO CAREER: Moved to safety in '93 after spending first three seasons as cornerback...Used primarily as nickelback and on special teams...Seven career starts, one in '95.

1995 SEASON — Used as Bears top nickelback...Six tackles in Opener vs. Min (9/3) despite missing half of fourth quarter with thigh injury...Inactive next three weeks...Three solo tackles and 12-yard sack in Monday night win at Min (10/30)...Season-high eight stops vs. Pit (11/5)...Lone start of season vs. Det (11/19) as Bears used five DBs entire game. Recorded seven stops before separating shoulder...Inactive following week at NYG (11/26) and did not play at Det (12/4)...Four stops in each of final three games including two-yard interception in finale vs. Phil (12/24). **Games played-started:** 11-1

PREVIOUS SEASONS: 1994 — Played in every game for second time in five-year career...Second on club with 14 special teams stops...Season-high nine stops, seven solo, in start vs. Buf (10/2) as Bears used nickel line-up...Recovered surprise outside kick vs. Det (11/20)...Recorded half-sack and five tackles vs. Ariz (11/27)...Started at Min (12/1) as Bears used nickel package most of game. Finished with seven tackles, five solo...Started for injured Carrier at GB (12/11) and had four solo, five total tackles...Played majority of playoff game at Min (1/1/95) in nickel package. Forced fumble, fumble recovery, and tied for team-high with 10 solos; 13 total tackles ranked third...Pulled hamstring first day of training camp and missed five weeks. **1993** — Injured hamstring in training camp and missed first three regular season games...Returned to start vs. Atl (10/3) as Bears opened with six DBs vs. Red Gun offense. Responded with 12 tackles, six unassisted, and one interception...Recovered outside kick following week at Phil (10/10)...Used as nickel back remainder of season...Re-aggravated hamstring and was inactive vs. Den (12/18). **1992** — Started vs. Atlanta's Red Gun offense (9/27) and had seven solo tackles...Injured left knee in practice (10/8) and placed on IR...Missed first practice since eight-years-old...Surgery on knee (10/13). **1991** — Played in all 16 games as part of Bears nickel package...Game ball for career-high 10 tackles (eight solo), fumble recovery, and pass defended at TB (9/8)...Started for injured Woolford vs. NYG (9/15) making nine tackles and earning game ball for role on FG block team...Nine-yard sack at GB (10/17)...Eight solo tackles in game ball effort at NO (10/27)...Interception vs. Det (11/3). **1990** — Waived in Bears' final cutdown (9/3)...Signed to Tampa Bay's practice squad (10/3)...Signed to Bears' active roster (10/23) when Douglass went on IR...Saw action on special teams and as nickelback...Three solos in each Lions game...First career interception in playoff game vs. Saints (1/6/91)...Team-high three passes defended including fourth quarter knockdown in endzone vs. NO...Drafted in sixth round (144th overall).

COLLEGIATE, PERSONAL: All-American cornerback as senior and sophomore; all-SEC final three seasons...16 career interceptions...Led squad with five pickoffs for 37 yards and 24 pass deflections...Late interception vs. Vandy earned SEC Player of the Week honors...Led secondary with 66 tackles as junior...Led team with 13 passes defended; had five interceptions...Led team with 10 passes defended and had five picks as sophomore...Had 12 tackles and an interception vs. Notre Dame...Played in every game as freshman...QB and DB in leading Magee High to consecutive Mississippi State Championships...Late-father (John) played for Boston Patriots of AFL...Banking and finance major with 3.2 GPA...Given name John Wayne Mangum, Jr...Married (Stacy)...Son (Jake).

	Mangum's Pro Stats					Sack-Yds	G-GS
	Int-Yds	Tkls-Solo	Force Fum	Fum Rec	Pass Def		
1990 Bears	0	13-9	1	0	1	0	10-0
1991 Bears	1-5	68-49	1	1	7	1-9	16-1
1992 Bears	0	10-8	0	0	1	0	5-1
1993 Bears	1-0	38-19	0	0	2	0	12-1
1994 Bears	0	58-36	0	0	3	0.5-4.5	16-3
1995 Bears	1-2	46-32	0	0	2	1-12	11-1
Career	3-7	233-153	2	1	16	2.5-25.5	70-7

Also: 1 KOR for 0 yards in 1993.

Playoffs	1-9	19-13	1	1	5	0-0	5-0
-----------------	------------	--------------	----------	----------	----------	------------	------------

Mangum's Single Game Highs

Tackles: 13 at Min* (1/1/95); 12 vs. Atl (10/3/93)

Solo: 10 at Min* (1/1/95); 8 at TB (9/8/91); at NO (10/27/91)

Passes Defended: 3 vs. NO* (1/6/91) *Playoff game

TEAMMATES

The following Bears have played together before teaming up this season in Chicago:

Pro

Arizona Cardinals	Dave Krieg, Ed Cunningham	1995
Dallas Cowboys	Vinson Smith, Mike Sullivan	1991
Kansas City Chiefs	Dave Krieg, Kent Sullivan	1992
Seattle Seahawks	Dave Krieg, Joe Cain, Andy Heck	1989-91
Tampa Bay Buccaneers	Marty Carter, Mike Sullivan	1992-94

College

Baylor	Al Fontenot, Scotty Lewis	1991-92
Clemson	Donnell Woolford, Keith Jennings	1985-88
Florida State	Carl Simpson, Andy Crowe	1992
Miami (FL)	Pat Riley, Carlos Huerta, Zev Lumelski	1991
Mississippi State	Walt Harris, Shaston Coleman	1994-95
Northwestern	Dennis Lundy, Chris Martin	1992-94
Notre Dame	Andy Heck, Chris Zorich	1987-88
Notre Dame	Chris Zorich, Jim Flanigan	1990
Notre Dame	Jim Flanigan, Paul Grasmanis	1992-93
Ohio State	Alonzo Spellman, Raymont Harris	1989-91
Penn State	Michael Timpson, Todd Burger	1988
Penn State	Todd Burger, Bobby Engram, Marlon Forbes	1991
Stanford	Ryan Wetnight, Steve Stenstrom	1991-92
Syracuse	Chris Gedney, Dwayne Joseph	1990-92
Virginia	Jason Augustino, Bobby Neely	1992-95



ANTHONY MARSHALL

36

Safety

6-1 212

September 16, 1970

LSU

Bear Season: 3 NFL Season: 3

Acquired by Bears as free agent in 1994.

PRO CAREER — Special teamer with two career blocked punts.

1995 SEASON — Fourth on club with 15 special teams tackles...Blocked punt in fourth quarter vs. GB (9/11)...Repeated feat following week at TB (9/17) and returned the ball 11 yards for a TD...Started at safety at STL (9/24) for first play of game and played in nickel situations recording four stops...Started first play vs. Car (10/8) for Lincoln but again played just nickel situations...Saw most significant action of season when Woolford and Carter were injured vs. Pit (11/5). Played entire second half and overtime finishing with six tackles, three solo, two passes defended, one forced fumble, and one interception...Five tackles, four solos, and one pass defended at NYG (11/26). **Games played-started:** 16-2

PREVIOUS SEASONS: 1994 — Waived in Bears' final cuts (8/28) and joined practice squad (8/30)...Spent 13 games on practice squad before being activated (12/9) and playing on special teams in final three games and both playoff contests...Originally signed as an undrafted free agent.

COLLEGIATE, PERSONAL: Second-team all-SEC with 72 stops (second on team) and team-high five interceptions...Best outing came vs. Kentucky with 12 stops (eight solo)...Filth among all DBs in the SEC with 73 tackles as sophomore...*Knoxville News-Sentinel* Freshman all-SEC...Led the team in tackles as redshirt freshman with 90 stops (65 solos) and three interceptions...Career-best 13 tackles vs. Alabama...Littered three years in football and track and once in basketball at LeFlore High School in Mobile, AL.

Marshall's Pro Stats

	Int-Yds	Tkls-Solo	Force	Fum Rec	Pass Def	Sack-Yds	G-GS
1994	0	0	0	0	0	0	3-0
1995	1-0	19-9	1	0	3	0	16-2
Career	1-0	19-9	1	0	3	0	19-2
Playoffs	0	0	0	0	0	0	2-0

MIDDLE METTLE

No matter who the player, middle linebackers have always enjoyed high tackle totals under Dave Wannstedt's defense. What follows are the middle backers during Wannstedt's four years as Dallas' defensive coordinator and his three years in Chicago.

Year	Middle Linebacker	Tackles	Club Rank
1989	Eugene Lockhart	222	First (Cowboys all-time tackle record)
1990	Eugene Lockhart	139	First
1991	Jack Del Rio	130	First
1992	Ken Norton	120	First
1993	Danté Jones	189	First (Bears all-time tackle record)
1994	Danté Jones	108	Second
1995	Joe Cain	119	Second
1996	Bryan Cox		

Note: In 1994 Dante Jones was injured for four games at which time Joe Cain moved from weak-side to the middle. Cain was the Bears' leading tackler with 129 stops.



KEVIN MINIEFIELD

24 Cornerback
 5-9 182
 March 2, 1970
 Arizona State
 Bear Season: 4 NFL Season: 4

Acquired by Bears from Detroit's practice squad in 1993.

PRO CAREER: Started final six games (seven total) in 1995...Joined Bears from Detroit's practice team in '93.

1995 SEASON — Used as a nickelback first half of season along with Mangum...Leg injury suffered vs. Car (10/8) and was inactive at Jax (10/15)...Made first pro start vs. Hou (10/22) as Bears opened with nickel package. Finished with four tackles, three solo...Saw significant action at Min (10/30) contributing eight tackles and one pass defended...Earned first start of season vs. Det (11/19) and added 10 tackles, eight solos, and a 37-yard interception return, longest by a Bear in '95...Career-best 13 tackles, 12 solo, on Monday night at Det (12/4)...Nine tackles at Cin (12/10)...Two interceptions and five passes defended in game ball performance vs. TB (12/17)...Fifth on club with nine special teams tackles. **Games played-started:** 15-7

PREVIOUS SEASONS: 1994 — Moved from cornerback to safety...Saw majority of action on special teams...Put final points on board of 35-18 win at Min (1/1/95) by returning a fumble 48 yards for first pro TD...Inactive for Opener with sprained ankle...Did not play in Week 3-4...Inactive at Min (12/1) with sore knee...Three tackles in consecutive games at GB (12/11) and vs. Rams (12/18)...Used primarily as special teamer...Post-season left knee surgery (1/13). **1993** — Signed to Bears roster (10/13) from Lions practice squad...Inactive first game vs. Min (10/15) before playing at GB (10/31)...Inactive vs. Raid (11/7)...Played in final eight games on special teams and as nickel back...Two solo tackles and forced fumble on Thanksgiving at Det (11/25)...Drafted by Lions in eighth round (201st overall).

COLLEGIATE, PERSONAL: Started 10 games at right corner in senior campaign registering 36 tackles (24 solo) and two tackles-for-loss...Started every game as junior finishing with career-high 39 tackles, 28 solo, and three interceptions...Nine starts as sophomore and 37 tackles...Played in every game as freshman starting three contests...Had one interception, one blocked kick, and one blocked punt...Redshirted as true freshman in '88...All-state cornerback, tailback, and kickoff returner who had 60 tackles (43 solo), two forced fumbles, one fumble recovery, four interceptions (1 for TD), 25 receptions for 557 yards and two TDs, rushed for 239 yards on 9 carries and returned four kickoffs for 127 yards as senior at Camelback High in Phoenix...Arizona Player of the Year as junior on basketball team averaging 23 points, 11 assists, and eight steals...Holds state record with 400 assists...Married (Blake).

Miniefield's Pro Stats

	Int-Yds	Tkls-Solo	Force Fum	Fum Rec	Pass Def	Sack-Yds	G-GS
1993 Bears	0	2-2	1	0	0	0	9-0
1994 Bears	0	10-4	0	0	0	0	12-0
1995 Bears	3-37	72-49	0	0	10	0	15-7
Career	3-37	84-55	1	0	10	0-0	36-7

Playoffs

0-0 1-0 0 1 1 0-0 2-0

Also: 48-yard fumble return for TD at Min in '94

Miniefield's Single Game Highs

Tackles: 13 at Det (11/19/95) Solo: 12 at Det (11/19/95)
 Interceptions: 2 vs. TB (12/17/95)



BARRY MINTER

Middle Linebacker

6-2 242

January 28, 1970

Tulsa

92

Bear Season: 4 NFL Season: 4

Acquired through trade with Dallas in 1993.

PRO CAREER: Played every game in '95 for first time in career...Returned first regular season interception vs. Pittsburgh two yards for touchdown...Played in two games as rookie.

1995 SEASON — Used as nickel linebacker and finished fifth on club with 99 tackles...Nine stops in Opener vs. Min (9/3)...Played entire fourth quarter at TB (9/17) as both Cox and Cain were injured. Had two solo tackles...Started vs. Hou (10/22) as Bears used nickel package. Finished with nine stops...Eight tackles, one pass defended, and one forced fumble at Min (10/30)...Interception and two-yard return for a TD and career-best 19 stops and 16 solo vs. Pit (11/5)...Started vs. Det (11/19) and recorded team-high 12 tackles before leaving game with separated shoulder...Played only on special teams following week at NYG (11/26)...Returned to starting line-up on Monday night at Det (12/4) and made nine stops...Five solos and nine tackles vs. TB (12/17)...Six special teams tackles. **Games played-started: 16-3**

PREVIOUS SEASONS: 1994 — Middle linebacker in nickel package...Led Bears in tackles last five games and in playoffs in '94 despite making just one start...Twisted ankle at Phil (9/12)...Inactive three of next four games...Saw significant action at Mia (11/13) and vs. Det (11/20) recording six tackles in each game...Eight stops, five solo, at Ariz (11/27)...Started at Min (12/1) and finished with seven stops and four passes defended as Bears used nickel package...Career-best nine tackles, five solo, at GB (12/11)...Seven stops vs. Rams (12/18)...Led Bears in playoffs with 21 tackles...Played majority of game at Min (1/1/95) as Bears used nickel package. Led team with 15 stops, 10 solo. First pro interception in second quarter off Moon...Six stops, five solo, and forced fumble at SF (1/7/95). **1993** — Obtained in pre-season trade with Vinson Smith and draft choice for Roper, Blackwell, and Paul (8/17)...Inactive first two games before seeing limited action vs. TB (9/26)...Active, but did not play vs. Atl (10/3)...Inactive for next 10 games...Played on special teams vs. Det (12/26)...Inactive at Rams (1/2)...Drafted by Dallas in seventh round (168th overall).

COLLEGIATE, PERSONAL: Ended college career with 261 tackles and seven sacks...Returned two of six interceptions for TDs...Six 10-plus tackle games as senior...16 stops and 74-yard interception vs. SMU earned Player of the Week honors...Started 10 games as junior finishing second with 89 stops despite missing one game with knee injury...Recorded five sacks and 11 tackles-for-loss...Had 13 tackles, two sacks, one tackle-for-loss, forced two fumbles, and one interception vs. Texas A&M...Played in every game as sophomore finishing with 39 stops, one sack, two forced fumbles, and one interception...Played in eight games on special teams as freshman...Redshirted in '88...All-district honors in football and basketball and all-state as pole vaulter at Mt. Pleasant High in Texas...Married (Shawyna)...Daughters (Gia and Bari).

Minter's Pro Stats

	Int-Yds	Tkls-Solo	Force	Fum	Fum Rec	Pass Def	Sack-Yds	G-GS
1993 Bears	0	0-0	0	0	0	0	0	2-0
1994 Bears	0	49-27	0	0	0	4	0	13-1
1995 Bears	1-2	99-55	1	0	0	4	0	16-3
Career	1-2	148-82	1	0	0	8	0-0	31-4
Playoffs	1-7	21-15	1	0	0	0	0-0	2-0

Minter's Single Game Highs

Tackles: 19 vs. Pit (11/5/95)

Solo: 16 vs. Pit (11/5/95)

Passes Defended: 4 at Min (12/1/94)



TODD PERRY

Guard

6-5 312

November 28, 1970

Kentucky

75

Bear Season: 4 NFL Season: 4

Acquired by Bears in fourth round of 1993.

PRO CAREER: Has played in 30 of last 32 games...Became full-time starter in '95...Started three and played in 13 games at right guard as rookie.

1995 SEASON — Started 15 games at left guard...Injured leg at TB (9/17) and missed fourth quarter...Inactive following week at StL (9/24)...Returned vs. Car (10/3)...Earned game ball at NYG (11/26) as Bears rushed for 143 yards and allowed just one sack. **Games played-started:** 15-15

PREVIOUS SEASONS: 1994 — Played in 10 of first 11 games (except vs. GB, 10/31) on special teams or in goalline situation as "third tackle"...Saw second-half action at NYJ (9/25) for injured Bortz...Played left guard when Bortz was injured in first quarter at Ariz (11/27)...Started at left guard for final four games of the season and both playoff games. **1993** — Did not play in first two games before contributing on special teams...Started at right guard for injured Wojciechowski on three-game road trip: SD, KC, Det...Drafted in fourth round (97th overall).

COLLEGIATE, PERSONAL: Started 37 of 43 games at left guard...Three-time academic all-Southeast conference selection...Started every game as senior at left guard...Led a rushing attack which averaged 172.2 yards per game...First team all-SEC honors by *Football News*; second-team all-league by Associated Press...Played in Japan, Senior, and East-West games...Named "outstanding offensive lineman" by his teammates while starting every game at left guard in junior year...Played in every game, including ten starts, as sophomore...Played in ten games, starting the last six of freshman season...Medical redshirt as true freshman in 1988...All-state honorable mention as junior and senior at North Hardin High in Elizabethtown, KY...Missed eight games as senior with knee injury...Led team to 22-8 record in final three seasons...Member of National Honor Society who served as Special Olympics volunteer and regular visitor to Veterans Administration Hospital...District heavyweight wrestling champion...Biology major...Married (Heidi).

Perry's Pro Stats

Games-Starts: 43-22 — 1993 (13-3); 1994 (15-4); 1995 (15-15).

Playoffs: 2-2

SAFETIES

On November 20, 1988, Chicago punter Bryan Wagner watched a snap sail over his head. He recovered the ball in the endzone for a safety, but two points for Tampa Bay. Since that game, the Bears have not been tackled in the endzone — a span of 115 regular season games (they haven't been caught in the endzone in any of their seven playoff games either). It's the longest such current streak in the NFL, nearly two years longer than Detroit (last captured in their endzone on October 14, 1990) and Pittsburgh (December 2, 1990). For perspective, Houston had a safety twice last year, including once by the Bears' Al Fontenot.



EVAN PILGRIM

Guard

6-4 304

August 14, 1972

BYU

65

Bear Season: 2 NFL Season: 2

Acquired by Bears in second round of 199.

PRO CAREER: Inactive every game as a rookie...Expected to challenge for right guard in 1996.

1995 SEASON — Inactive all 16 games...Drafted in third round (87th overall).

COLLEGIATE, PERSONAL: First of three BYU offensive linemen drafted in 1995 (49ers' Tim Hanshaw and Raiders' Eli Herring)...Three-year starter at right guard for Cougars...One of strongest players in school history with 505-lb. bench press...Second team all-America choice by AP; first-team all-WAC as a senior...Redshirted as true freshman in 1990...Lettered in football, basketball and track at Antioch (CA) High...Married (Andrea)...Daughter (Ciel — which means "heaven" in French).

Pilgrim's Pro Stats

Games-Starts: 0-0 —1995 (0-0).



OCTUS POLK

Guard

6-3 345

September 17, 1971

Stephen F. Austin (TX)

69

Bear Season: 2 NFL Season: 2

Acquired by Bears in second round of 199.

1995 SEASON—Waived in final cutdown but re-signed to practice squad (8/29)...Signed to 53-player roster (12/6) and was inactive three games...Signed as undrafted free agent.

COLLEGIATE, PERSONAL: First name pronounced: OTIS...Pre-season all-America and two-time all-conference...Started final 23 games of career...Team captain as senior...One of just two seniors to start on line which allowed just 15 sacks in 11 games...Started all 12 games for SFA offense which ranked 12th in the nation rushing (242.8 ypg)...Helped set school mark with 2,913 rushing yards...Spent 1992 on scout units...Started two years at Abilene Christian before transferring...First-team all-district and all-state selection at Sulphur Springs, TX...Single.

Polk's Pro Stats

Games-Starts: 0-0 —1995 (0-0).



PAT RILEY

Defensive Line

6-5 275

March 8, 1972

Miami (FL)

Bear Season: 2 NFL Season: 2

Acquired by Bears in second round of 1995.

78

PRO CAREER: Played in one game as a rookie...Expected to compete for playing time in 1996.

1995 SEASON — Played in just one game: vs. Pit (11/5)...Dressed, but did not play in four games (at TB, at StL, at NYG, at Cin). Inactive other 11 games...Changed uniform from 95 to 78 when Dent was signed (9/14)...Drafted in second round (52nd overall). **Games played-started:** 1-0

COLLEGE, PERSONAL: Appeared in 42 games with Hurricanes including 20 starts at tackle...Totalled 17.5 tackles-for-loss, 34 pressures, and 12 sacks...Honorable mention all-American and first-team all-Big East as a senior...USA Today and Super Prep all-American...Attended Archbishop Shaw High in Marrero (LA) and faced a Dan Abramowicz coached Jesuit High in New Orleans...Enrolled in College of Arts and Sciences...Single.

Riley's Pro Stats

	Int-Yds	Tkls-Solo	Force	Fum	Fum Rec	Pass Def	Sack-Yds	G-GS
1995	0	0	0		0	0	0	1-0
Career	0-0	0-0	0		0	0	0-0	1-0

NOTE: The NBA's Miami Heat head coach **Pat Riley** was drafted as a wide receiver in the 11th round by the Dallas Cowboys when he graduated from Kentucky in 1967. He never suited up.


SALAAM AS SOPHOMORE

Rashaan Salaam became the 28th NFL player to surpass the 1,000-yard rushing mark as a rookie. Only 14 of the previous 27 have repeated the feat in their sophomore year:

Player	Team	Rookie Season	Rookie Yards	Second-Year Yards
John Brockington	Green Bay	1971	1,105	1,027
Tony Dorsett	Dallas	1977	1,107	1,325
Earl Campbell	Houston	1978	1,450	1,697
Ottis Anderson	St. Louis	1979	1,605	1,352
William Anderson	Atlanta	1979	1,023	1,308
Joe Cribbs	Buffalo	1980	1,185	1,097
Billy Sims	Detroit	1980	1,303	1,437
George Rogers	New Orleans	1981	1,674	1,144
Eric Dickerson	LA Rams	1983	1,808	2,105
Bobby Humphrey	Denver	1989	1,151	1,202
Barry Sanders	Detroit	1989	1,470	1,304
Jerome Bettis	LA Rams	1993	1,429	1,025
Marshall Faulk	Indianapolis	1994	1,282	1,078
Errict Rhett	Tampa Bay	1994	1,011	1,207
Rashaan Salaam	Chicago	1995	1,074	
Curtis Martin	New England	1995	1,487	
Terrell Davis	Denver	1995	1,117	

Notes: • George Rogers' second season was cut short due to the 1982 players strike. His second-year total is from 1983.

• Absent from the list is Emmitt Smith who gained 937 yards as a rookie in 1990 and has surpassed the 1,000-yard mark (by at least 400 yards) in each of the five following seasons.



RASHAAN SALAAM

Runningback

6-1 224

October 8, 1974

Colorado

31

Bear Season: 2 NFL Season: 2

Acquired by Bears in first round of 1995.

PRO CAREER — Starting halfback....Bears' leading rusher in '95 and only to rush in every game....Five 100-yard rushing games....Right thumb surgery (4/29/96) result of work-out injury.

1995 SEASON — Set Bear rookie marks in both rushing attempts (296) and rushing yards (1,074)...Carried 10 times for 47 yards and one TD in Season Opener as back-up to Tillman...Scored two TDs on 11-29 rushing on MNF vs. GB (9/11)...Led team with 20 carries as Green was injured at TB (9/17)...Made first pro start following week at STL (9/24) and finished with 40 yards on 16 carries...First 100-yard game on his 21st BD vs. Car (10/8) with 28-105...First pro catch in Week 7 at Jax (10/15), 18-yard reception...29-109 and 1 TD vs. Hou (10/22)...Two TDs on 13-54 rushing at GB (11/12)...Broke Payton's rookie attempt mark of 196 vs. NYG (11/26)...Only road 100-yard game at Cin (12/10) 22-105 and 1 TD...Game ball vs. TB (12/17) for 27-134 and 3 TDs and season-long 42-yard sprint. First 3-TD game by a Bear since Anderson in 1989...Had third straight 100-yard game and season-high 30 carries in surpassing 1,000-yard mark and Beattie Feathers' 1934 rookie season record of 1,004 yards in finale vs. Phil (12/24) with 30-122... Nine fumbles, eight lost (Payton had nine as a rookie in 1975)...Drafted in first round (21st overall). **Games played-started:** 16-11

COLLEGE, PERSONAL: Heisman Trophy winner after rushing for 2,055 yards and 24 touchdowns as junior...Second on Buffs all-time rushing list with 3,057 yards (Eric Beiniemy 3,940)...Set school mark with four 200-yard rushing performances...Fourth Heisman Trophy winner to play for Bears: Johnny Lujack (1948-51), John Huarte (1972), and Doug Flutie (1986)... Unanimous all-American and all-Big Eight first-team selection...All-Big Eight first-team by coaches, second-team by media as sophomore...All-American at LaJolla (CA) Country Day High...Played eight-man football...Averaged 13.0 yards and scored 31 TDs as senior...Averaged 18.8 yards and scored 50 TDs as junior...Business Communications major...Father, Sultan Salaam (known as Harold "Teddy" Washington during his playing days) played at Colorado and San Diego State, Cincinnati Bengals before heading to CFL...Voted winner of Piccolo Award for loyalty, courage, and teamwork...Given name Rashaan Iman Salaam, which means Righteous, Faith, Peace...Single.

Salaam's Pro Stats

	Rush	Yds	Avg	Lg	TD	Rec	Yds	Avg	Lg	TD	G-GS
1995	296	1,074	3.6	42	10	7	56	8.0	18	0	16-11
Career	296	1,074	3.6	42	10	7	56	8.0	18	0	16-11

1995	W/L	Opponent	Rush	Yds	Lg	TDs	Rec	Yds	Lg	TDs
9/3	W	Minnesota	10	47	10	1	0	0	0	0
9/11	L	Green Bay	11	29	8	2	0	0	0	0
9/17	W	at Tampa Bay	20	55	11	0	0	0	0	0
*9/24	L	at St. Louis	16	40	8	0	0	0	0	0
*10/8	W	Carolina	28	105	14	0	0	0	0	0
*10/15	W	at Jacksonville	20	79	12	0	2	25	18	0
*10/22	W	Houston	29	109	16	1	0	0	0	0
*10/30	W	at Minnesota	14	36	14	0	1	4	4	0
*11/5	L	Pittsburgh	21	63	8	0	0	0	0	0
11/12	L	at Green Bay	13	54	13	2	0	0	0	0
*11/19	L	Detroit	12	17	6	0	0	0	0	0
*11/26	W	at NY Giants	16	76	18	0	2	14	9	0
*12/4	L	Detroit	7	3	7	0	1	6	6	0
12/10	L	at Cincinnati	22	105	19	1	0	0	0	0
*12/17	W	Tampa Bay	27	134	42	3	1	7	7	0
*12/24	W	Philadelphia	30	122	21	0	0	0	0	0

(* Denotes Salaam started game)



TODD SAUERBRUN

Punter / Kickoffs

5-10 209

January 4, 1973

West Virginia

16

Bear Season: 2 NFL Season: 2

Acquired by Bears in second round of 1995.

PRO CAREER: Handled punting and kickoff duties as a rookie.

1995 SEASON — Five punts for 38.4 yards including 52-yard long and six kickoffs for two TBs in Season Opener vs. Min (9/3)...Kicked all three punts in-the-20 vs. GB (9/11)...Season-long 61-yarder in five punts at TB (9/17)...Season-high seven punts for 277 yards and two in-the-20 vs. Car (10/8)...Three touchbacks on seven kickoffs and one 29-yard punt in-the-20 at Jax (10/15)...Won punt-off vs. Mitch Berger and kicked four times for 41.8 gross at GB (11/12)...Inactive as Pat O'Neill punted vs. Det (11/19)...Regained punting duties following week at NYG (11/26) with 42.0 avg. and 50-yard long on five punts and one touchback on five kickoffs...Drafted in second round (56th overall).

COLLEGE, PERSONAL: Premier specialist in college football...Two-step punter with quick release and tremendous height...Holds school record with 46.2 yard average which broke NCAA-1A mark of 45.6 avg. by Iowa's Reggie Roby (1979-82)...Also an effective kickoff weapon; 115 of 215 were not returned...4.75 in 40-yard dash...Unanimous all-American and all-Big East first team pick as a senior...Led nation as he set record with 72 punts for 3,486 yards (48.4 avg.), topping previous single season mark of 48.2 by Vanderbilt's Ricky Anderson in 1984...Had 32 punts for 50+ yards, breaking record of 31 by Wake Forest's Chuck Ramsey in 1972...Averaged 45.1 yards and kicked 62-yard FG as senior at Ward Melville H.S. in Setauket, NY...Also one of state's top prep lacrosse players...Physical education major...Single

	Punts	Yds	Sauerbrun's Pro Stats					Net	G
			Avg	TB	In-20	Lg	Blk		
1995	55	2,080	37.8	6	16	61	0	31.1	15
Career	55	2,080	37.8	6	16	61	0	31.1	15

Also: Kickoffs - Touchbacks: 65-6 — 1995 (65-6)

WON FOR ALL

The Chicago Bears are the only team to have victories over each of the other 29 franchises. Last year they were one of just four teams to play both expansion teams, Jacksonville and Carolina. The Jets and Colts split their games while both the Bears and Buccaneers defeated the Jaguars and Panthers. While Tampa Bay has notched a victory over the two new entries, they have yet to beat the Cowboys, Chargers, Browns, Steelers, Seahawks, Patriots, and Raiders. (Tampa plays San Diego, Seattle, and Oakland this season.)

With the Browns taking on a new identity as the Baltimore Ravens, the Bears have yet another team to challenge. However, due to the scheduling formula, they won't even get the chance until 1998 when each NFC Central team will play four of the five AFC Central clubs.



CARL SIMPSON

Defensive Tackle

6-2 292

April 18, 1970

Florida State

Bear Season: 4 NFL Season: 4

98

Acquired by Bears in second round of 1993.

PRO CAREER: Member of defensive tackle rotation...Started two games at DE, 13 at DT.

1995 SEASON — Rotated entire season with Flanigan and Zorich...Started in Opener and recorded three tackles vs. Min (9/3)...Four tackles, two solo, and two fumble recoveries at TB (9/17)...Started at right end vs. Pit (11/5) and recorded season-high five tackles, three solo, one forced fumble, and 10-yard sack...Starting right end at NYG (11/26) and matched season-high with five stops. **Games played-started:** 16-7

PREVIOUS SEASONS: **1994** — Started first two games of season and totaled four tackles...Inactive vs. Min (9/18) with sore hip...Played at NYJ (9/25), but did not start...Played three-plus quarters at TB (11/6) when Spellman was ejected...Returned to starting line-up at Mia (11/13) and recorded career-high eight stops, four solo...Six tackles at Min (12/1)...One stop at GB (12/11)...Rotated for Zorich and Fontenot vs. Rams (12/18)...Started vs. NE (12/24) and registered three solo stops...Started at tackle and finished with four stops at Min (1/1/95)...Tied for third with seven tackles at SF (1/7/95). **1993** — Played in first two games, inactive for next five, and played in last nine spelling Zorich and McMichael...Blocked first quarter field goal at SD (11/14)...Half-sack at KC (11/21)...Two tackles at Rams (1/2)...Post-season scope on left knee (2/3/94)...Drafted in second round (35th overall).

COLLEGE CAREER: Made transitions from tight end to defensive end to defensive tackle...Two-year starter for Seminoles...First-team all-ACC in final season...Led FSU linemen with 65 tackles, nine sacks, and five tackles-for-loss...10-tackles, sack, and one for-loss vs. Miami...Played in all 12 games of junior season finishing with 53 tackles...His 11 sacks were most by a Seminole in 15 years...Eight tackles and three sacks against Miami...Made switch from tight end to defensive end as sophomore and recorded 30 tackles, four fumble recoveries, and 1.5 sacks...Opened season with four-tackles, two solo, one seven-yard sack, a forced fumble, and pass deflection vs. East Carolina...Fumble recovery vs. Miami, sack vs. Florida...Saw limited action as freshman reserve tight end...Did not catch any passes...Redshirted as true freshman in 1988...All-state honorable mention as defensive tackle and tight end at Appling County High in Georgia...Had 19 receptions for 254 yards as senior...Set school mark in shot put...Graduated with degree in criminology; is working on double major in sociology...Aspires to work as FBI agent after football career...Single.

Simpson's Pro Stats

	Int-Yds	Tkls-Solo	Force	Fum	Fum Rec	Pass Def	Sack-Yds	G-GS
1993	0	7-2	0	0	0	1	0.5-5	11-0
1994	0	42-21	0	0	0	0	0	15-8
1995	0	37-19	1	2	0	0	1-10	16-7
Career	0-0	86-42	1	2	1	1.5-15	42-15	
Playoffs	0-0	11-3	0	0	0	0	0-0	2-2

Simpson's Single Game Highs

Tackles: 8 at Mia (11/13/94)

Solos: 4 at Mia (11/13/94)



VINSON SMITH

Linebacker

6-2 248

July 3, 1965

East Carolina

55

Bear Season: 4 NFL Season: 9

Acquired by Bears in 1993 trade with Dallas.

PRO CAREER: Returns to strong-side linebacker after playing weak-side last two years...Spent time with Pittsburgh, Atlanta, and Dallas before joining Chicago in a 1993 training camp trade.

1995 SEASON — Third on team with 111 tackles...Eight stops, six solo in Week 2 contest vs. GB (9/11)...Game ball for 10 tackles and six solos vs. Car (10/8) in a game he dedicated to his brother who was killed previous week in car accident...Career-highs with 14 tackles and 12 solos at Jax (10/15)...Six-yard sack and four tackles at Min (10/30)...Fumble recovery and 10 tackles vs. Pit (11/5)...Two sacks for 16 yards and 11 stops, seven solo, at GB (11/12)...Team-high 13 tackles and eight solo at NYG (11/26)...Led team with 12 tackles at Cin (12/10)...Eight stops, six solo, one forced fumble, and eight-yard sack vs. TB (12/17).

PREVIOUS SEASONS: 1994 — Starting strong-side linebacker...Injured knee in Opener and was inactive next two games...Five stops, two solo, and six-yard sack at NYJ (9/25)...Sprained ankle in second quarter vs. Buf (10/2) and was again inactive for two games...Returned to line-up vs. GB (10/31) and had three solos...Ejected in second quarter at TB (11/6) for fighting with Tyji Armstrong...Season-high eight tackles and a forced fumble at Mia (11/13)...Did not start vs. Det (11/20) and at Min (12/1) because Bears opened in nickel package...Seven tackles in finale vs. NE (12/24)...Second with eight stops in playoffs at SF (1/7/95). **1993** — Obtained in pre-season trade with Minter and draft choice for Roper, Blackwell, and Paul (8/17)...Won starting strong-side linebacker job in Week 2...Played, but did not start or record any tackles, vs. Atl (10/3) or vs. Det (12/26) as Bears opened with six DBs vs. run-and-shoot offenses...Eight stops on Monday night game vs. Min (10/25)...Led team with career-best 13 tackles, eight solo, at TB (12/12)...Recorded 12 stops, including season-high nine solos, in season finale at Rams (1/2). **1992** — Fifth with 69 tackles, fourth with 13 special teams stops...Started first three games at weak-side linebacker, last 13 at strong-side position...Collected first-career sack on first play of season at Wash (9/7)...Game ball for special teams play vs. Phx (9/20) making three kickoff coverage tackles...Season-high 11 tackles vs. Phil (10/5)...Led team with seven stops in playoff win over Phil (1/10/93)...Both fumble recoveries led to TDs. **1991** — Made 12 starts at Will linebacker...Led team with 12 tackles vs. NYG (9/29) and nine vs. Cin (10/13)...Missed three mid-season games with hepatitis (11/3-11/17). **1990** — Signed with Cowboys as Plan B free agent...Recovered second half opening kickoff in season opener vs. SD (9/9)...Substituted at weak-side linebacker and collected 22 tackles on special teams...Game ball for special teams play vs. NO (12/2)...Started finale at Atl (12/30) and led team with 11 tackles and a fumble recovery. **1989** — Signed with Pittsburgh as Plan B free agent...Spent entire season on Injured Reserve with foot injury. **1988** — Played in three games...Action was limited with elbow injury which put him on IR...Signed by Falcons as undrafted free agent.

COLLEGIATE, PERSONAL: Two-year starter at inside linebacker...Finished college career with 294 tackles, four interceptions, and two fumble recoveries...Led East Carolina with 118 tackles as senior...Team leader in tackles as junior...Spent first two seasons as a defensive lineman...Degree in communications...All-state in football and baseball at North Carolina's Statesville High...Married (Anne)...Daughter (Jayme).

	Int-Yds	Tkls-Solo	Smith's Pro Stats		Force Fum	Fum Rec	Pass Def	Sack-Yds	G-GS
1988 Atlanta	0	0			0	0	0	0	3-0
1989 Pittsburgh	Injured Reserve — foot								
1990 Dallas	0	23-15			1	2	0	0	16-1
1991 Dallas	0	71-37			0	0	1	0	13-12
1992 Dallas	0	69-33			0	2	0	1-11	16-13
1993 Bears	0	83-49			0	0	3	0	16-13
1994 Bears	0	48-23			2	0	1	1-6	12-10
1995 Bears	0	111-72			1	1	3	4-30	16-13
Career	0-0	405-229			4	5	8	6-47	92-62
Playoffs	0-0	33-12			0	0	0	0-0	7-6

Smith's Single Game Highs

Tackles: 14 at Jacksonville (10/15/95)

Solos: 12 at Jacksonville (10/15/95)

Sacks: 2 at Green Bay (11/12/95)



MARCUS SPEARS

Guard / Tackle

6-4 305

76

September 28, 1971

NW Louisiana State

Bear Season: 3 NFL Season: 3

Acquired by Bears in second round of 1994.

PRO CAREER: Inactive 27 games in first two years...Spent spring of '96 starting at left guard for Amsterdam Admirals in the World League.


1995 SEASON — Moved to guard...Dressed but did not play in five games (vs. GB, at StL, vs. Hou, vs. Det, at NYG)...Inactive other 11 contests.

PREVIOUS SEASONS: 1994 — Designated "inactive" all 16 games...Back-up tackle on both right and left side...Drafted in second round (39th overall).

COLLEGIATE, PERSONAL: Three-year all-conference selection at left tackle...Did not allow a sack in his final two seasons...Unanimous first-team all-American and all-Southland Conference in final season...First Division 1-AA player to earn all-American honors from the Football Writers Association since Jerry Rice of Mississippi Valley in 1985...Paced an offensive line that averaged 177 yards rushing...All-American first-team pick by Kodak and third-team choice by AP; first-team all-SLC choice after junior season...Team averaged 223 yards rushing...Had 65 knockdown blocks as sophomore in first season as starting left tackle...Did not play as freshman in 1990 and was redshirted in '89...Played just one season of high school football at Belaire High in Scotlandville, LA...Biology major who hopes to become a doctor...Given name Marcus Dewayne Spears...Single.

Spears' Pro Stats

Games-Starts: 0-0 — 1994 (0-0); 1995 (0-0)



ALONZO SPELLMAN

Defensive End

6-4 292

September 27, 1971

Ohio State

Bear Season: 5 NFL Season: 5

90

Acquired by Bears in first round of 1992.

PRO CAREER: Returns to right end after spending 1995 at left end....Started every game in last two years....Backed up Richard Dent at right end in first two seasons....Missed just one game in four seasons....22 career sacks....Designated Bears' "transition player"....Signed offer sheet with Jacksonville (2/17); Bears matched.

1995 SEASON — Set club record for sacks in consecutive games with final four of 1994 and first three of 1995....Seven-yard sack and five stops in Opener vs. Min (9/3)...1.5 sacks for 10 yards and one forced fumble at TB (9/17)...Three tackles, forced fumble, pass defended, and 10-yard sack vs. Hou (10/22)...Season-high seven tackles, four solo, at Min (10/30)...Six stops vs. NYG (11/26)...Career-best three sacks for 16 yards and two forced fumbles vs. Phil (12/24)...Moved from right to left end during '95 training camp. **Games played-started:** 16-16

PREVIOUS SEASONS: 1994 — Started every game at right end....Third on team with eight pass break-ups; third on defensive line with 60 tackles....Moved to tackle in nickel defense....Eight-yard sack, 31-yard interception return, and forced fumble at NYJ (9/25)...Eleven-yard fourth quarter sack vs. Buf (10/2)...Two passes defended vs. NO (10/9)...Ejected in first quarter at TB (11/6) for fighting with Paul Gruber....Seven stops at Ariz (11/27)...Half-sack and five stops at Min (12/1)...Seven stops, four solo, and three-yard sack at GB (12/11)...Career-high eight stops, pass defended, four-yard half-sack and blocked field goal vs. Rams (12/18)...Two passes defended and 10-yard sack vs. NE (12/24)...One tackle and one pass defended at Min (1/1/95)...Five tackles, lone Bear sack, and only fumble recovery at SF (1/7/95). **1993** — Played in every game....Five tackles at Min (9/12) and one-half sack in re-match vs. Min (10/25)...Three solos and one sack vs. Raid (11/7)...Season-high six tackles, five unassisted, and one 12-yard sack at SD (11/14)...Did not practice prior to game at TB (12/12) with injured elbow, and played sparingly, registering one tackle. **1992** — Had 14-yard sack in season opener vs. Det (9/6)...Two tackles, one solo, one pass defended, and one sack vs. TB (10/18)...Missed practice (11/28) and was subsequently inactive at Clev (11/29)...Four tackles and one sack at Det (12/20)...Season-high seven tackles, three solo, and one sack at Dal (12/27)...Drafted as junior in first round (22nd overall).

COLLEGIATE, PERSONAL: Three-year starter at OSU....First-team all-Big Ten by AP and Buckeyes' Most Valuable Player as junior....Started nine games, missing two due to academic problems....Three sacks and nine tackles-for-losses....Also knocked down three passes and forced a fumble....Season-high eight tackles vs. Arizona and Indiana....Roomed with Raymont Harris, Bears' fourth-round pick in '93....First-team all-Big Ten as sophomore....Rated second best defensive end by *Sporting News*....Career-best 52 tackles, including two sacks and nine tackles-for-loss....Best outing was eight tackles, sack, two tackles-for-loss and pass deflection in win over Minnesota....One of top freshman in country, earning all-Big Ten honorable mention....Emergued as starter at outside linebacker prior to Big Ten season and tied for team lead with four sacks....Led squad with 10 tackles-for-loss....Had 11 stops, sack, and two tackles-for-loss in 35-31 win over Indiana....Moved to defensive end in spring practice prior to sophomore season....*USA Today* first-team all-America and New Jersey Player of Year as senior at Rancocas Valley (NJ) High, same school as Franco Harris....Registered 104 tackles and 14 sacks as senior....Led team to state title as junior....Led school's basketball team to 24-3 record as senior averaging 17 points and 22

rebounds...Works closely with children charities...United Way spokesman...Assists children through his charity foundation...Business major...Single.

	Int-Yds	Tkls-Solo	Force	Fum	Fum Rec	Pass Def	Sack-Yds	G-GS
1992	0	30-15	0	0	0	1	4-26	15-0
1993	0	28-15	0	0	0	0	2.5-14	16-0
1994	1-31	60-35	1	0	0	8	7-49	16-16
1995	0	66-41	4	1	1	5	8.5-53	16-16
Career	1-31	184-106	5	1	1	14	22-142	63-32
Playoffs	0-0	6-2	0	1	1	1	1-5	2-2

Spellman's Single Game Highs

Tackles: 8 vs. Rams (12/18/94)

Solo: 5 at SD (11/14/93)

Sacks: 3 vs. Phil (12/24/95)



STEVE STENSTROM

Quarterback

6-1 202

December 23, 1971

Stanford

18

Bear Season: 2 NFL Season: 2

Acquired by Bears in waivers of 1995.

PRO CAREER: Drafted by the Kansas City Chiefs in the fourth round (134th overall) of the 1995 draft...Signed to three-year contract (9/11); waived the following day...Claimed by Chicago (9/13).

1995 SEASON — Claimed off waivers (9/13)...Given two-week exemption from counting against roster by Commissioner; added to Bears 53-player roster (9/25)...Designated third quarterback final 12 games of season...Missed all of training camp due to contract negotiation with Chiefs...Signed (9/11) and waived following day to go to Chiefs practice squad, but Bears claimed...Originally drafted in fourth round (134 overall). **Games played-started:** 0-0

COLLEGIATE, PERSONAL: Recruited to Stanford by Bears offensive coordinator Ron Turner who coached him his freshman year...Became the first PAC-10 quarterback to be drafted by the Chiefs since the club tabbed USC's Pete Beathard in the opening round of the 1964 AFL annual selection meeting...Finished his collegiate career as the seventh ranked passer on the NCAA charts with 10,531 regular season passing yards...His final regular season tally in Palo Alto saw him play in 41 games with 39 starts, completing 833 of 1,320 passes (63.1%) for 10,531 yards, 72 TDs and 36 ints...Literally rewrote both the Pac-10 and Stanford record books, breaking or tying 11 Cardinal records and seven conference marks...Stanford's career leader in passing yards (10,531), total offense (9,825), as well as both pass attempts (1,320) and completions (833)...His 72 career TD passes rank second in Stanford and PAC-10 history to only John Elway...He posted a lifetime record of 24-16-1 as a starter...Threw 19 career 300-yard passing efforts and eclipsed the 400-yard barrier on three occasions...Racked up 2,175 yards on 117 of 79 passing and 25 TDs as a senior at El Toro High leading the squad to a 12-2 record...Graduated from Stanford in December of '94 with a degree in public policy...Wife Lorie won the NCAA championship in the breaststroke as a Stanford swimmer.

No Pro Stats



MIKE SULLIVAN

Guard / Center

6-3 294

December 22, 1967

Miami (FL)

Bear Season: 1 NFL Season: 5

Acquired by Bears as free agent in 1996.

53

PRO CAREER: Has played guard, center, and tackle for Bucs...Also played as third tight end and participated on special teams...Drafted by Dallas and coached his rookie season by Tony Wise, Bears current Assistant Head Coach / Offensive Line.

1995 SEASON — Inactive in Weeks 1, 2, and 4...Saw first action at Car (10/1) on special teams...Played fourth quarter at center vs. Cin (10/8)...Saw two-and-a-half quarters at right guard vs. Atl (10/22). O-line allowed season-low one sack...Played 30% of plays at center at Hou (10/29)...Participated only on special teams final seven games. **Games played-started:** 12-0

PREVIOUS SEASONS: 1994 — Appeared in all 16 games for first time in his career...Played center and guard and participated on special teams...Used as extra tight end in goalline and short-yardage situations...Played three-plus quarters at left guard against Chi (11/6) as Gruber was ejected...Started at tight end in three-TE set at Min (11/27)...Played fourth quarter at left guard vs. GB (12/24). **1993** — Played in 11 games, starting three...Injured knee in pre-season finale and missed first five regular season games...Subbed at tackle vs. GB (10/24) before starting at left guard next two contests...Started season finale vs. SD (12/26). **1992** — Signed by Bucs as free agent (3/10)...Played in nine games as left guard and right tackle and special teamer. **1991** — Waived by Cowboys in final cutdown (8/26) and re-signed to practice squad for entire season...Signed to 47-player roster (11/11)...Dressed, but did not play, vs. NYG (11/17)...Waived again and re-joined practice squad (11/26)...Originally drafted by Dallas in sixth round (153rd overall).

COLLEGIATE, PERSONAL: Started school-record 48 games (including bowls) at University of Miami...Team posted 44-4 mark and won two National Championships...Won UM's "Iron Arrow Award" given to player who best exemplifies outstanding leadership, character, and service...Started every game at left tackle as senior and led all linemen with 88% grade...Had seven knockdown blocks in win over Florida State...Honorable mention all-American by *The Sporting News* moving from guard to left tackle in junior season...Did not allow his opponent a tackle in win over Notre Dame...Honorable mention by Associated Press as sophomore left guard on line which allowed just four sacks all year...Started every game as freshman in 'Canes championship season...Redshirted in 1986...Recruited to Miami and coached for two seasons by Tony Wise, current Bears Assistant Head Coach / Offensive Line...Active with Big Brothers / Big Sisters and "Say No To Drugs"...Holds B.S. in business management and is working towards MBA...Prepped at Chicago's St. Francis DeSales High...Born in Chicago...Single.

M. Sullivan's Pro Stats

Games-Starts: 48-4 — 1991 Cowboys (0-0); 1992 Buccaneers (9-0); 1993 Buccaneers (11-3); 1994 Buccaneers (16-1); 1995 Buccaneers (12-0)



JOHN THIERRY

Defensive End

6-4 265

September 4, 1971

Alcorn State (MS)

Bear Season: 3 NFL Season: 3

Acquired by Bears in first round of 1994.

94

PRO CAREER: Became starting right end in 1995...Backed up Armstrong and Spellman as a rookie...Made transition from stand-up linebacker in college to defensive end in pros.

1995 SEASON — Rotated with Al Fontenot at right end position...Earned game ball for career-best eight tackles, five solos, one forced fumble, one fumble recovery, one pass defended, and two sacks for 11 yards at TB (9/17)...Tied club record with three fumbles recovered vs. Hou (10/22)...Three tackles, forced fumble, and sack on MNF at Min (10/30)...Two solos and eight-yard sack vs. Pit (11/5)...Game ball for three special teams tackles at NYG (11/26). **Games played-started:** 16-11

PREVIOUS SEASONS: 1994 — Played right end in nickel defense and participated on special teams...Three tackles, two solo, one pass defended, and one kickoff recovery (a return for no yards) vs. Min (9/18)...Started for injured Armstrong at Mia (11/13) and had three solo stops...Rotated at end on defense and participated on most special teams in both playoff games...Drafted in first round (11th overall).

COLLEGIATE, PERSONAL: Two-year starter at outside linebacker/standup end who totaled 13 sacks, 22 tackles-for-losses, and 64 quarterback hurries...Runs a 4.5 40-yard dash...Performed on school's track team as sprinter and handled shot put, discus, and javelin...First Alcorn State product drafted by Bears and first 1st-round pick from a I-AA school since Walter Payton in 1975...First-team all-American and all-Southwestern Athletic Conference selection as senior...Played strong-side linebacker where he led club with nine sacks and 15 tackles-for-loss...Second on team with 119 tackles (81 solo)...Top games included 12 tackles and three sacks vs. Howard; 15 tackles and three sacks vs. Sam Houston State...Season-high 20 stops vs. Mississippi Valley...First-team all-conference as strong-side linebacker in junior campaign...Had 31 QB hurries and team-high four fumble recoveries and three forced fumbles...Also had four sacks and six tackles-for-loss...Saw limited action in sophomore year in first season on defense...Lettered as a freshman reserve tight end...Moved to defense after spring drills...Redshirted as true freshman in 1989...Lettered in track and football at Plaisance (LA) High...Pre-pharmacy major who aspires to attend medical school...Given name John Fitzgerald Thierry...Single.

Thierry's Pro Stats

	Int-Yds	Tkls-Solo	Force Fum	Fum Rec	Pass Def	Sack-Yds	G-GS
1994	0	10-7	0	0	2	0	16-1
1995	0	33-19	2	4	6	4-19	16-11
Career	0-0	43-26	2	4	8	4-19	32-12

Also: 1 KOR for 0 yards in 1994.

Playoffs	0-0	2-0	0	0	0	0-0	2-0
-----------------	------------	------------	----------	----------	----------	------------	------------

Thierry's Single Game Highs

Tackles: 3 vs. Min (9/18/94); at Mia (11/13/94) Solo: 3 at Mia (11/13/94)



MICHAEL TIMPSON

Wide Receiver

5-10 185

June 6, 1967

Penn State

Bear Season: 2 NFL Season: 8

Acquired by Bears as free agent in 1995.

83

PRO CAREER: Obtained by Bears 3/15/95 as a restricted free agent from New England...Ranked fifth in New England history with 172 career receptions and 12th with 2,472 receiving yards...Has missed just one game the past four seasons...Four career 100-yard games.

1995 SEASON — Key third down receiver who turned all nine third down catches into a first down...18 of 24 receptions (and all three rushes) resulted in a first down...Bears scored on 12 of 24 drives in which he touched the ball...Opened season as kickoff returner...Returned six kicks for 141 yards including 45-yarder in first-ever Monday night game vs. GB (9/11)...First TD as a Bear came on 12-yard reception at StL (9/24)...Season-long 36-yard catch-and-run at Min (10/30)...First pro rush on 16-yard reverse at GB (11/12)...First pro 2-TD game at NYG (11-26) with six-yard scoring reverse and nine-yard TD reception...Career-long 51-yard KOR off reverse at Det (12/4)...Lone start of season at Cin (12/10) as Bears opened with three wideout set...Two kickoff returns for 36 yards for injured Nate Lewis vs. TB (12/17). **Games played-started:** 16-1

PREVIOUS SEASONS: 1994 — Set personal highs with 74 receptions, 941 yards, and three TDs. His receptions and yards were second on New England only to Pro Bowl tight end Ben Coates...Caught a TD in first three games which extended his streak with a score to five games (including final two games of '93)...Set career-highs with 10 receptions at Cin (9/18) and season-high 125 yards...Tied career-best with 10 receptions vs. Min (11/13) and finished with 113 yards for fourth career 100-yard game...Inactive vs. NYJ (12/11)...Led team with 71 yards on four catches at Ind (12/11) and had season-long 37-yarder...Caught two passes for 20 yards in playoff loss at Clev (1/1/95). **1993** — Started seven of final eight games and finished third on team with 42 receptions for 654 yards and two TDs...Season-high five receptions in three games: at NYJ (9/26), vs. Hou (10/17); and at Mia (11/21)...Four-for-97 at Pit (12/5)...Grabbed 30-yard TD vs. Ind (12/26) and 36-yarder in overtime in season finale vs. Mia (1/3/94). **1992** — Played in every game starting two...Fourth with 26 receptions...Returned eight punts for 47 yards and two kickoffs for 28 yards...Season-best six catches for 74 yards at Mia (10/18). **1991** — Caught 10 passes in first 13 weeks and 15 passes in final three games to finishes fourth with 421 yards and two TDs on 25 catches...First pro TD was 45-yard game-winning grab in OT vs. Ind (12/8)...Made first NFL start following week at NYJ (12/15) for injured Greg McMurtry, and had five receptions for 63 yards...Set career highs in finale at Cin with 150 yards on seven receptions including a 60-yard score. **1990** — Dislocated finger in training camp and spent first 11 games on Injured Reserve...Caught two passes for 52 yards vs. KC (12/2). **1989** — Injured left hamstring in training camp and spent first two months on IR...Returned for two games before suffering torn cartilage in left knee during practice (11/15) and returned to IR for remainder of season...Drafted by New England in fourth round (100th overall).

COLLEGIATE, PERSONAL: Started 10 of 11 games and led Penn State with 22 catches for 342 yards and two TDs as senior. Averaged 10.1 yards on 16 punt returns including 64-yard TD...Started four games, playing in 11, in 1987 junior campaign...Finished third with 19 receptions for 296 yards (15.6 avg.) and rushed three times for 39 yards...Had 63-yard scoring punt return over Bowling Green...Season-best 81 yards on four catches vs. Clemson in Citrus Bowl...Received medical redshirt in 1986 injuring hamstring in pre-season and shoulder in Game 4...Caught 12

passes for 208 yards as freshman...Member of track team who competed in 1988 Olympic Trials in 200-meter dash...Set school record in six sprinting categories including 60-meter sprint...Captain and MVP in both football and track as senior at Miami Lakes High School in Hialeah, FL...Played RB, WR, DB, and QB...Became first athlete to win four track events at state track meet...Earned degree in telecommunications...Worked as intern at WRX-radio during '92 off-season...Analyst for Chicago's SportsChannel during 1995 season...Given name Michael Dwain Timpson...Married (Edwena)...Daughter (Gabrielle Nicole).

	Timpson's Pro Stats										
	Rec.	Yds	Avg	LG	TD	KOR	Yds	Avg	LG	TD	G-GS
1989 New England	0	0	0.0	0	0	2	13	6.5	13	0	2-0
1990 New England	5	91	18.2	42	0	3	62	20.7	26	0	5-0
1991 New England	25	471	18.8	60	2	2	37	18.5	21	0	16-2
1992 New England	26	315	12.1	25	1	2	28	14.0	28	0	16-2
1993 New England	42	654	15.6	48	2	0	0	0.0	0	0	16-7
1994 New England	74	941	12.7	37	3	1	28	28.0	28	0	15-14
1995 Bears	24	289	12.0	36	2	18	420	23.3	51	0	16-1
NFL Career	196	2,761	14.1	60	10	28	588	21.0	51	0	66-26

Also: **Rushing:** 1-(-4) in 1991; 2-14 (10-yard long) in 1994; 3-28, 1 TD (16-yard long) in 1995.
Punt Returns: 8-47 in 1992.

Playoffs	2	20	10.0	13	0	0	0	0.0	0	0	1-1
-----------------	----------	-----------	-------------	-----------	----------	----------	----------	------------	----------	----------	------------

Timpson's Single Game Highs

Receptions: 10 at Cin (9/18/94); vs. Min (11/13/94)	KOR: 6 vs. GB (9/11/95)
Yards: 150 at Cin (12/22/91)	KOR Yards: 141 vs. GB (9/11/95)
Long: 60 at Cin (12/22/91)	KOR Long: 51 at Det (12/4/95)

TURF TESTED

Since their first game on artificial turf on September 19, 1971, the Bears have compiled a 123-101-1 record on turf. The franchise has played on turf in 18 stadiums — including Soldier Field which had artificial grass from 1971 through the 1987 season.

Buffalo	Rich Field	1-2	
Chicago	Soldier Field	76-50-1	(4-3 in playoffs)
Cincinnati	Riverfront Stadium	1-1	
Dallas	Texas Stadium	3-4	(0-1 in playoffs)
Detroit	*Silverdome	9-11	
Houston	*Astrodome	1-2	
Indianapolis	*RCA Dome	2-0	
Kansas City	Arrowhead Stadium	2-1	
Minnesota	*Metrodome	6-8	(1-0 in playoffs)
New England	Foxboro	0-1	
New Orleans	*SuperDome	3-3	(1-0, Super Bowl)
NY Giants	Giants Stadium	2-1	
NY Jets	Giants Stadium	2-0	
Philadelphia	Veterans Stadium	4-2	(0-1 in playoffs)
Pittsburgh	Three Rivers	1-2	
San Francisco	3-Com Candlestick Park	1-3	
Seattle	*Kingdome	1-2	
St. Louis	Busch Stadium	1-2	
Total		117-96-1	(6-5 in playoffs)

Note: The Bears have never played in St. Louis' Trans World Dome or Atlanta's Georgia Dome.

* Indicates "domed" stadium which does not include a 12/18/32 "playoff" game in Chicago Stadium played on grass (dirt) brought into the stadium. Bears dome record is 23-26 which includes 3-0 in playoffs.



RYAN WETNIGHT

89

Tight End

6-2 235

November 5, 1970

Stanford

Bear Season: 4 NFL Season: 4

Acquired by Bears as free agent in 1993.

PRO CAREER: Has played in 33 games the past three years as the third tight end.

1995 SEASON — Caught first pass of season in Week 3 at TB (9/17) and injured thigh...Dressed but did not play following week at StL (9/24)...Caught one-yard TD pass vs. Car (10/8)...14-yard TD catch vs. Pit (11/5)...Started as Bears used two-TE set at GB (11/12) and answered with career-best six catches for 42 yards...Season-long 22-yard grab vs. Det (11/19)...Again received start in two-TE set at Det (12/4) and had five-for-24 effort but suffered torn ACL and subsequently was placed on IR (12/7). **Games played-started:** 12-2

PREVIOUS SEASONS: **1994** — Inactive four of first five games...Waived (10/7) so Bears could activate back-up linebacker vs. NO (10/9)...Re-signed (10/10)...Made first catch of season vs. GB (10/31)...Caught only TD of season, a one-handed catch of tipped pass while lying on his back, at Ariz (11/27)...Played in passing situations and on special teams at Min (1/1/95)...Started as Bears opened in two-tight end set and tied for team lead with five catches in playoff game at SF (1/7/95). **1993** — Made first pro catch in Week 2 at Min (9/12)...Caught 25-yard TD following week vs. TB (9/26)...Waived (10/8) and re-signed to practice squad (10/11)...Activated 10/29 and made two catches at GB (10/31)...Inactive for three-game road trip...Started vs. GB (12/5) as Bears opened in two-tight end set...Two receptions for 16 yards at TB (12/12) and one catch in each of next two games...Inactive for finale at Rams (1/2/94)...Originally signed as undrafted free agent.

COLLEGIATE, PERSONAL — Honorable mention all-Pac Ten catching 31 passes for 384 yards...Started all 13 games despite mid-season ankle injury...Had 54 yards on four grabs in season opener vs. Texas A & M...Set season-highs in Blockbuster Bowl with 71 yards and one TD on five receptions...Opened four games as junior before ankle injury limited playing time...Had eight receptions for 74 yards in first two games...Lone college TD was four-yard catch in season finale vs. Cal...Transferred to Stanford in January, 1991, and participated in spring drills...First-team all-American from Fresno City College where he caught 42 passes for 787 yards...Offensive MVP of 1990 Dairy Bowl...Caught 25 passes for 456 yards as freshman...All-league performer at Fresno's Hoover High...Single.

Wetnight's Pro Stats

	Rec.	Yds	Avg	Lg	TD	G-GS
1993	9	93	10.3	25	1	10-1
1994	11	104	9.5	19	1	11-1
1995	24	193	8.0	22	2	12-2
Career	44	390	8.8	25	4	33-4
Playoffs	5	39	7.8	19	0	1-0

Wetnight's Single Game Highs

Receptions: 6 at GB (11/12/95)

Rec. Yards: 42 at GB (11/12/95)

Long Rec: 25 vs. TB (9/26/93)



JAMES WILLIAMS

71

Tackle

6-7 340

March 29, 1968

Cheyney St. (PA)

Bear Season: 6 NFL Season: 6

Acquired by Bears as free agent in 1991.

PRO CAREER: Played on every offensive play in 1995...Became full-time starter in '94 training camp...Made move to offensive line midway through 1992 season...Used sparingly on special teams and as reserve defensive tackle first two seasons...One of two undrafted free agents (John Hardy) to make club in 1991...Has blocked or deflected five field goals.

1995 SEASON — Started all 16 games for first time in five-year career...Did not miss an offensive play all year...Field goal deflection vs. Hou (10/22). **Games played-started:** 16-16

PREVIOUS SEASONS: 1994 — Started 15 games at right tackle, missing first play at Mia (11/13)...Missed second quarter at Phil (9/12) with twisted right knee...Blocked third quarter field goal vs. NO (10/9)...Deflected field goal on game's final play to preserve a Bears' 17-14 win at Mia (11/13)...Post-season left knee surgery (1/13). **1993 —** Played in first three games seeing action in final three quarters vs. TB (9/26) for injured Van Horne...Active, but did not play vs. Atl (10/3)...Inactive for final 12 games. **1992 —** Saw action on special teams in opener...Inactive for next eight weeks before making one tackle at TB (11/15)...Moved to offensive line (11/18)...Saw limited action at right tackle in three of Bears' last four games. **1991 —** Used as sub to spell McMichael and Perry...Inactive in first and fourth weeks...Blocked field goal at Buffalo...Responsible for the "push" on Perry's game-saving field goal block vs. NYG (9/15)...Saw most playing time while rotating with Ryan when Armstrong was injured (Weeks 4-9)...Recorded three solo tackles in Week 5 at Buf (9/29)...Three tackles vs. Wash (10/6) and two tackles, including first pro sack at GB (10/17)...Career-high four stops, three solo, at NO (10/27)...Signed as undrafted free agent.

COLLEGIATE, PERSONAL: Four-year all-Penn State Athletic Conference...Team went 0-11 in '90...Finished with 342 tackles, 235 solo, and 37.5 sacks...Had 92 stops and seven tackles-for-loss as senior...Also, nine passes defended, four forced fumbles, and two recovered fumbles...First-team Black College all-American with season-high 103 stops, 69 solos, and 15 sacks as junior...11 sacks in 1988 along with 76 tackles...PSAC Rookie of the Year as freshman in '87...Graduated from Allerdice High (PA)...Given name James Otis Williams...Single.

	Williams' Pro Stats				Pass Def	Sack-Yds	G-GS
	Int-Yds	Tkls-Solo	Force	Fum Rec			
1991	0	17-8	0	0	0	1-4	14-0
1992	0	1-1	0	0	0	0	5-0
1993		(Offensive Lineman)					3-0
1994		(Offensive Lineman)					16-15
1995		(Offensive Lineman)					16-16
Career	0-0	18-9	0	0	0	1-4	54-31
Playoffs	0	3-1	0	0	0	0-0	3-2

Williams' Single Game Highs

Tackles: 4 at NO (10/27/91)

Solos: 3 at Buf (9/29/91); at NO (10/27/91)



DONNELL WOOLFORD

Cornerback

5-9 192

January 6, 1966

Clemson

21

Bear Season: 8 NFL Season: 8

Acquired by Bears in first round of 1989.

PRO CAREER: Bears active leader with 26 interceptions which ties for fourth in club history...Started every game from 1992-1994 after missing 15 games due to seven different injuries in four previous years...Bears' top corner who draws the task of covering opponent's top receiver...Voted to Pro Bowl after '93 season.

1995 SEASON — Moved to fourth in Bears history with 26 career interceptions (tied with cb Dave Whitsell 1961-66)...Tied for third in NFL with four interceptions before season-ending hip injury in Week 9 which broke streak of 70 straight starts...Season-high seven stops, six solo tackles, and two passes defended in Opener vs. Min (9/3)...Four solos and 16-yard interception vs. GB (9/11)...Second interception of season at TB (9/17)...Fourth quarter interception preserved victory vs. Car (10/8)...Six tackles and third quarter interception which led to field goal in victory at Jax (10/15)...Season-high three passes defended vs. Hou (10/22)...Tore hip muscle in first quarter vs. Pit (11/5) and did not return...Dressed but did not play following week at GB (11/12) breaking string of 70 straight starts, longest active streak by a Bear...Inactive each of the next six games. **Games played-started:** 9-9

PREVIOUS SEASONS: 1994 — Second-team all-NFC by UPI and a member of the all-Madden team...Started all 16 games for third straight year...Led club with 21 pass deflections...Suffered concussion in second quarter at Phil (9/12) and did not return to game...Season-high eight tackles, seven solo vs. Min (9/18)...Forced fumble and seven tackles vs. NO (10/9)...Returned kickoff 28 yards on a reverse vs. GB (10/31)...Four passes defended and four solo stops at TB (11/6)...Five solos and 25-yard interception return at Mia (11/13). Fumble at end of return was recovered by Dolphins...Interceptions in back-to-back games at Ariz (11/27) and at Min (12/1)...Two passes defended and three solo stops vs. Rams (12/18)...Two solo stops, two passes defended, and one forced fumble at Min (1/1/95)...Four stops and pass defended at SF (1/7/95)...Post-season right knee surgery (1/13). **1993** — Fifth on club with career-best 101 tackles...Led club with 22 passes defended...Four passes defended and 18-yard interception vs. Atl (10/3)...Game ball at SD (11/14) for four passes defended and six tackles...Led team in tackles at Det (11/25) with 11 solo stops and again the following week vs. GB (12/5) with season-high 12 tackles, 10 solo...Second interception at TB (12/12). **1992** — Led team with seven interceptions and 27 passes defended...Tied for fourth with 94 tackles (first among DBs)...Used sparingly as punt returner (12 for 127 yards, 36 long)...Eleven tackles, eight solo vs. TB (10/18)...18 passes defended in final five games...Four passes defended, four tackles, 19-yard interception, and three punt returns for 60 yards including career-long 36-yarder vs. Pit (12/13)...First-ever two-interception game at Det (12/20)...Career-high six passes defended and career-long 32-yard interception return at Dal (12/27)...Four interceptions in final three games of '92. **1991** — Second with 19 passes defended...Seven tackles, five solo, and 16-yard interception in season opener vs. Min (9/1)...Pulled right hamstring following week and was inactive vs. NYG (9/15)...Returned vs. NYJ to record two passes defended and career-highs in tackles (13) and solo stops (nine) in game ball performance...Returned fumble 28 yards at Buf (9/29)...Game ball at NO (10/27) for eight tackles and pass defended...Second interception vs. Det (11/3)...Fourth game ball at Ind (11/17) with nine tackles, eight solo, and 11-yard sack. **1990** — Game ball for eight tackles, three solo, two passes defended, and one interception vs. Rams (10/14)...Sprained ankle, pulled groin, and twisted knee

when Perry fell on him while making tackle in second quarter at Phx (10/28). Inactive for next three games...Returned to starting role at Min (11/25) and recorded three tackles before leaving game in second quarter with re-sprained right ankle...Seven tackles the following two weeks (vs. Det and at Wash) including three passes defended and second interception against Redskins...Interception, sack, pass defended, and five tackles vs. TB (12/23). **1989** — Led club with 19 passes defended...Hampered all season with injuries...Separated shoulder making diving interception vs. Vikes (9/17) in Week 2 and inactive for following three weeks...Returned vs. Hou (10/15) to make four tackles and second interception...Three tackles, three passes defended, and third interception vs. Rams (10/29)...Held Packers' Sharpe to two catches; made three tackles, and defended three passes at GB (11/5)...Minor car accident (11/6) resulted in staph infection of left eye causing him to miss game at Pit (11/12)...Returned vs. TB (11/19) making eight tackles and knocking down a season-high five passes...Season-high in tackles (nine) and solos (seven) at Wash (11/26)...Broke hand in Week 15 and unable to play in season finale vs. SF (12/24)...Drafted in first round (11th overall).

COLLEGIATE, PERSONAL: First-team all-American selection by *Sporting News*, Kodak, and UPI...Finalist for the Jim Thorpe Award, given to the nation's premier defensive back...Led ACC with 15 pass deflections and was never scored upon as senior...Tallied 61 tackles (40 solo), caused three fumbles and had one interception...One of the premier punt returners in the nation (29 for 192 yards as senior; 78-754 career)...First cornerback in Tiger history selected as first-team all-American squad (Kodak, Football Coaches Association)...AP first-team all-ACC as junior...Tied school record for pass deflections with 15...Picked-off career-high five passes...Became first player at Clemson since 1970 to return punt for a TD...78-yard TD return vs. Georgia Tech was best in conference...Five returns for 126 yards in same game was second best single game effort in Tiger history...15.0 yard average was third in the nation...Second in ACC behind teammate Delton Hall (Steelers) with 12 passes defended as sophomore...Compiled 21 tackles (12 solos), two pass deflections and one interception as freshman...Had Tigers' longest int. return of year (34 yards)...All-conference selection at Douglas Byrd High (NC) for three years in football, basketball, and track...Industrial education major...Married (Carla)...Daughters (Cara and Ashley), sons (Chad and Johnathan).

Woolford's Pro Stats

	Int	Yds	Lg	TD	Tkls-Solo	FF	FR	PD	Sack-Yds	G-GS
1989	3	0	0	0	56-36	0	0	19	0	11-11
1990	3	18	9	0	70-38	0	0	13	2-13	13-13
1991	2	21	16	0	77-52	0	1	19	1-11	15-15
1992	7	67	32	0	94-69	2	0	27	0	16-16
1993	2	18	18	0	101-86	0	0	22	0	16-16
1994	5	30	25	0	65-54	1	0	21	0	16-16
1995	4	16	16	0	35-29	0	0	13	0	9-9
Career	26	170	32	0	498-364	3	1	134	3-24	96-96

Also: 1 punt return for 12 yards in 1989; 28-yard fumble return in 1991; 12 punt returns for 127 yards (36-yard long) in 1992; 1 KOR for 28 yards in 1994.

Playoffs	0	0	0	0	18-10	1	0	5	0-0	5-5
-----------------	----------	----------	----------	----------	--------------	----------	----------	----------	------------	------------

Woolford's Single Game Highs

Tackles: 13 vs. NYJ* (9/23/91)

Solos: 11 at Det (11/25/93)

* overtime game

Passes Defended: 6 at Dal (12/27/92)

Interceptions: 2 at Det (12/20/92)

Long Interception: 32 yards at Dal (12/27/92)

PLAYOFF PAYOUTS

Under terms of the Collective Bargaining Agreement, compensation for the 1996 post-season has been increased to the following:

First Round (division winner) \$14,000
 First Round (Wild Card) \$10,000
 Division Playoff Game \$14,000

Conference Championship \$29,000
 Super Bowl Winner \$48,000
 Super Bowl Loser \$29,000



CHRIS ZORICH

Defensive Tackle

6-1 282

March 13, 1969

Notre Dame

Bear Season: 6 NFL Season: 6

97

Acquired by Bears in second round of 1991.

PRO CAREER: Has started all but one game last three years as right defensive tackle after spending first two seasons as a reserve...15.5 career sacks.

1995 SEASON — Led Bear defensive linemen with 79 tackles and second with 38 solo tackles...Five stops at TB (9/17)...Did not start vs. Hou (10/22) as Dent started in SBXX "homecoming"...Season-high nine tackles and six solo stops on Monday night win at Min (10/30)...Eight tackles, forced fumble, fumble recovery, and 11-yard sack vs. Pit (11/5)...Seven tackles at NYG (11/26)...Tied season-high with nine stops at Cin (12/10). **Games played-started:** 16-15

PREVIOUS SEASONS: 1994 SEASON — NFL Man of the Year Finalist...Led linemen, fourth on team, with 104 tackles...Third on team with 5.5 sacks...Nine tackles, six solo, and one-yard sack in Opener vs. TB (9/4)...Sack and forced fumble at NYJ (9/25)...Nine tackles vs. GB (10/31)...Tied for team lead with six tackles, including five-yard sack, vs. Det (11/20)...Six-yard sack at Ariz (11/27)...Led team with career-high 14 tackles and 1.5 sacks for 11 yards at Min (12/1)...Eleven tackles vs. Rams (12/18)...Five stops in playoff win at Min (1/1/95)...Tied for third with seven stops, five solo, at SF (1/7/95). **1993** — Third on club, first among linemen, with 121 tackles...Third with 7 sacks...Career-high two sacks and six solos in opener vs. NYG (9/5)...Three 11-tackle games: at Min (9/12), vs. Raid (11/7), and at Det (11/25)...Had 12 tackles and eight solos at Rams (1/2)...Forced fumble and 16-yard sack vs. TB (9/26)...Eight stops, two tackles-for-loss, and fumble recovery vs. Atl (10/3)...Only pass defended came in Thanksgiving game at Det (11/25) along with three-yard sack and six solos, 11 overall. **1992** — Started first two games of season for unsigned William Perry...Four stops and first pro sack at Clev (11/29)...Second sack two weeks later vs. Pit (12/13)...Had 12 tackles at Dal (12/27) including 42-yard fumble recovery for TD...Left shoulder surgery (1/11). **1991** — Played in 12 games, mostly on special teams...Four tackles vs. Wash (10/6)...Winner of Piccolo Award for rookie best demonstrating the courage, loyalty, teamwork, dedication, and sense of humor of the late Brian Piccolo...Drafted in second round (49th overall).

COLLEGIATE, PERSONAL: Lombardi Award winner for nation's best interior lineman as senior...Unanimous first-team all-American...Fourth with 57 stops including 15 for-loss...College Lineman of the Year by Washington DC Touchdown Club as senior...Lombardi Award finalist as junior...First-team all-American...Season-high 13 stops vs. Michigan State...Started first 10 games at nose guard as sophomore...Had 10 tackles and 1.5 sacks in first collegiate game (vs. Michigan)...Moved from LB to NG as freshman...Announced lifelong desire to play for Bears prior to draft: "I would be honored for a chance to play for them. It would be a dream come true"...Tragically found his mother (Zora) dead upon returning home from Orange Bowl loss to Colorado on Jan. 2, 1991...Patterned his life after idol Mike Singletary...All-American honorable mention by *USA Today* following senior year at Chicago Vocational High School, alma mater of Dick Butkus...Four year letterman at both linebacker and offensive guard...Consensus all-state; all-area selection by *Tribune* and *Sun-Times*...Captained football and power-lifting teams...Formed Christopher Zorich Foundation (312-573-0016) which is extremely active benefiting community: turkeys to families on Thanksgiving; flowers to moms on Mothers' Day; tickets to kids for home games...Degree in American studies...Will begin law school at John Marshall following 1996 season...Given name Christopher Robert Zorich...Single.

Zorich's Pro Stats

	Int-Yds	Tkls-Solo	Force	Fum	Fum Rec	Pass Def	Sack-Yds	G-GS
1991	0	10-3	0		0	0	0-0	12-0
1992	0	53-26	0		1	0	2-13	16-2
1993	0	121-63	1		2	1	7-39	16-16
1994	0	104-49	1		0	0	5.5-23	16-16
1995	0	79-38	1		1	0	1-1	16-15
Career	0-0	367-179	3		4	1	15.5-76	76-59

Also: 42-yard fumble return for TD in 1992

Playoffs	0-0	12-7	0	0	0	0-0	3-2
-----------------	------------	-------------	----------	----------	----------	------------	------------

Zorich's Single Game Highs

Tackles: 14 at Min (12/1/94)

Solos: 8 at Rams (1/2/94)


Sacks: 2 vs. NYG (9/5/93)

WANNSTEDT'S ROSTER

The following 222 players have all been part of the Bears since Dave Wannstedt took over as the Bears' 11th head coach in January of 1993. Some players were under contract and simply not re-signed, others were only part of training camp, and seven have been with him since Day 1 (Butler, Carrier, Jennings, Spellman, Williams, Woolford, Zorich).

Adams, Scott	Crumpton, Robert	Hightower, Mike	McCardell, Keenan	Smith, Vernice
Age, Lewis	Cunningham, Ed	Hill, Lloyd	McGuire, Gene	Smith, Vinson
Alcorn, Daron	Davis, Wendell	Hobbs, Ed	McMichael, Steve	Snow, Percy
Anderson, Neal	DeHoog, Mike	Hoffmann, Dave	McMurtry, Greg	Spears, Marcus
Armstrong, Trace	Dent, Richard	Hoge, Merrill	McNerney, Pat	Spellman, Alonzo
Augustino, Jason	Douglas, Maurice	Holder, Chris	Miller, Maurice	Steeple, Matthew
Auzenne, Troy	Dunning, Josh	Hollie, David	Minfield, Kevin	Stenstrom, Steve
Baker, Myron	Durgin, Marcus	Horton, Jeff	Minter, Barry	Sinson, Lemuel
Banks, Fred	Eilers, Pat	Houston, Harrison	Morgan, Anthony	Sullivan, Mike
Bass, Robert	Ellisor, John	Huerta, Carlos	Morris, Ron	Sullivan, Kent
Bellamy, Mike	Engrain, Bobby	Ireland, Darwin	Morsey, Jim	Sutton, Clarence
Bennett, Brandon	Eppe, Tony	Jacobs, John	Muster, Brad	Tate, David
Berger, Mitch	Fain, Richard	Jackson, Jack	Myslinski, Tom	Teichelman, Lance
Blackwell, Kelly	Faulkerson, Mike	Jennings, Keith	Neely, Bobby	Terry, John
Blair, Don	Flanigan, Jim	Johnson, Ahmani	Nichols, Tony	Thayer, Tom
Blaylock, Anthony	Fleeks, Carlos	Johnson, Anthony	Norman, Todd	Thierry, John
Bonnell, Scott	Fontenot, Al	Johnson, Keshon	O'Neill, Pat	Thomas, Stan
Bortz, Mark	Fontenot, Jerry	Johnson, Tony	Obes, Terry	Thompson, Aubrey
Bowles, Fabien	Forbes, Marlon	Jones, Dante	Paca, Stephen	Thompson, Darrell
Brewer, Dewell	Frier, Matt	Joseph, Dwayne	Paul, Markus	Thornton, Jim
Brinton, Shane	Furrer, Will	Jurkovic, Mirko	Paulk, Tim	Tilman, Lewis
Brooks, Anthony	Gales, Kerry	Kaplan, Scott	Perry, Todd	Timmons, Michael
Brooks, Donny	Gardocki, Chris	Keyes, Marcus	Perry, William	Tobias, Michael
Burper, Todd	Gavin, Lauren	Knet, Frank	Phillips, Jay	Turner, Derrick
Burton, James	Gayle, Shaun	Kozlowski, Glen	Pilgrim, Evan	Van Horne, Keith
Bussie, Arthur	Geedney, Chris	Kramer, Erik	Polk, Octus	Villarreal, Chris
Butler, Kevin	Gentry, Dennis	Krichbaum, Mark	President, Andre	Waddle, Tom
Cain, Joe	Givens, Reggie	Krieg, Dave	Primus, Greg	Wagner, Barry
Carrier, Mark	Goodwin, Matt	Lesko, David	Rakoczy, Gregg	Walker, Cedric
Carter, Marty	Govi, Mark	Leeuwenburg, Jay	Reeves, Carl	Walsh, Steve
Carter, Tony	Graham, Jeff	Lewis, Darren	Riley, Pat	Wetnight, Ryan
Christian, Bob	Grasmanis, Paul	Lewis, Nate	Rivera, Ron	Whitaker, Danta
Clark, Jon	Greely, Buckley	Lewis, Scotty	Roberts, Ray	Wilhite, Kenny
Cobb, Trevor	Green, Mark	Lewis, Tim	Roper, John	Williams, James
Coleman, Mill	Green, Robert	Lincoln, Jeremy	Ryan, Tim	Williams, Tyrone
Coleman, Shastion	Harbaugh, Jim	Littleton, Seth	Salaam, Rashaan	Willis, Peter Tom
Collier, Dennis	Harris, Kevin	Lowery, Michael	Sanders, Steven	Wojciechowski, John
Collier, Ervin	Harris, Raymond	Lumelski, Zev	Sauerbrun, Todd	Woolford, Donnell
Conway, Curtis	Harris, Sean	Lundy, Dennis	Saul, Tracy	Worley, Tim
Cook, Marv	Harris, Walt	Mack, Rico	Schwartz, Jim	Wright, Eric
Cooper, Reggie	Harris, Willie	Mangum, John	Scott, Jim	Wynn, Larry
Cox, Bryan	Hawkins, Garland	Marshall, Anthony	Shedd, Kenny	Zomalt, Greg
Cox, Jamal	Heck, Andy	Martin, Chris	Shorten, Oscar	Zorich, Chris
Cox, Ron	Heyward, Craig	Martin, John	Siever, Paul	
Crowe, Andy	Hicks, Michael	Matthews, Shane	Simpson, Carl	

DRAFTEES



Rd	Pick	Draftee	Pos	Ht	Wt	Born	College
1	13	Walt Harris	CB	5-11	188	8-10-74	Mississippi State
<i>(Choice from St. Louis for Bears' 18th overall, 3rd-round and 6th-round picks)</i>							
2	52	Bobby Engram	WR	5-10	187	1-7-73	Penn State
3	83	<i>(Traded to St. Louis along with Bears' first-round and sixth-round picks)</i>					
4	116	Paul Grasmanis	DT	6-2	295	8-2-74	Notre Dame
5	152	Chris Villarrial	C/G	6-4	300	6-9-73	Indiana (PA)
6a	187	Jon Clark	T	6-6	339	4-11-73	Temple
6b	201	<i>(Traded to St. Louis along with Bears first-round and third-round picks)</i>					
7a	233	Marcus Keyes	DT	6-3	310	10-20-73	North Alabama
7b	253	Michael Hicks	RB	6-0	190	2-1-73	South Carolina St.



WALT HARRIS

Cornerback

5-11 194

August 10, 1974
Mississippi State

27

Acquired by Bears in first round of 1996.

COLLEGE CAREER: Holds school interception record with 17...Emerged as starter as freshman at cornerback; also has started at free safety...Broke up 37 passes in career...Earned all-SEC honors in final three seasons...From Dave Wannstedt: *Walt is a big, physical corner who we coached at the Senior Bowl (Bears staff coached South). He had a great week of practice after having a great career at Mississippi State in a conference (SEC) that throws the ball very well.*

SENIOR — First team all-SEC at left cornerback...Third on team with 91 tackles...Had four interceptions and eight passes defended...Opened season with 10 tackles, two interceptions and two passes defended vs. Memphis...Had 13 tackles vs. LSU and 12 stops vs. Auburn...Blocked a punt and returned interception 37 yards for TD vs. Arkansas. **JUNIOR** — AP and Coaches first-team all-SEC while starting every game at strongside corner...Ranked third in conference and fifth in nation with six interceptions...Led team with 12 passes defended...Recovered two fumbles and blocked two kicks...Returned an interception 41 yards for TD and blocked punt in 24-21 win over Tennessee...Had 10 tackles and returned fumble 46 yards for touchdown vs. Auburn.

SOPHOMORE — One of three sophomores to earn all-SEC (second team) honors...Started every game at left cornerback...Tied a school single season record with six interceptions...Six thefts ranked third in the SEC and seventh in nation...Recorded 61 tackles, defended 10 passes and recovered three fumbles...Totaled season-high 10 tackles and pass defended vs. Florida...Intercepted pass and recovered fumble to set up score in 13-13 tie with Arkansas...Had two interceptions for 45 yards vs. Alabama. **FRESHMAN** — Played in 10 games, including starts in the final three games...Five tackles in first career start vs. Arkansas...First career interception and two passes defended vs. North Carolina in Peach Bowl.

PERSONAL: All-American honorable mention by *USA Today* at LaGrange (GA) High School - same prep school as Bears safety Marty Carter and Carolina Panthers' CB Tyrone Poole (22nd overall in 1995)...Led team to 14-0 record as senior and state title as WR and DB...Team compiled 34-6 record in final three years...Also a track hurdler...Given name Walter Lee Harris...Single.

Harris' College Stats

	Int-Yds	Tkls-Solo	Force	Fum	Fum Rec	Pass Def	Sack-Yds	G-GS
1992 Bulldogs	1-0	24-17	1	0	0	7	0	11-4
1993 Bulldogs	6-59	61-45	0	3	10	10	0	11-11
1994 Bulldogs	6-41	57-39	1	2	12	0	0	12-12
1995 Bulldogs	4-62	91-58	0	1	8	0	0	11-11
Career	17-162	233-159	2	6	37	0	45-38	

Also: 2-31 PR; 46-yard fumble recovery and return for TD

Harris Notes:

- The last time the Bears traded "up" in the first round of draft was 1976 when they swapped with the Detroit Lions to move to the 8th position where they drafted Dennis Lick, a tackle from Wisconsin. In exchange, the Bears gave up their first-round choice (10th overall) and third-round pick (68th).
- Walt is the ninth player drafted by the Bears with the last name of Harris. He's the third on the current roster joining Raymont (fourth round, 1994) and Sean (third round, 1995).
- The only other Bears first-round cornerback was Donnell Woolford, 11th overall in 1989.
- In 1950 the Bears' first-round pick also hailed from Mississippi State as Harper Davis was selected with the 10th overall choice. Harris is the sixth player ever drafted by the Bears from MSU with the most recent Bulldog being Bob Bethune a "backer" in the ninth round of 1961.
- Harris was a participant in the Senior Bowl and a member of the South team which was led by the Bears' coaching staff.



BOBBY ENGRAM

Wide Receiver

5-9 192

January 7, 1973

Penn State

81

Acquired by Bears in second round of 1996.

COLLEGE CAREER: Holds school records with 167 career receptions for 3,026 yards and 31 touchdowns, topping marks of O.J. McDuffie (125 catches) and Kenny Jackson (2,006 and 25 TD)...786 career punt return yards ranks second in school annals to McDuffie's 1,059...Gained 4,043 all-purpose yards, joining Blair Thomas (4,512) and Curt Warner (4,982) as only Nittany Lions to gain 4,000+ yards...From Dave Wannstedt: *He is an excellent and productive receiver, but his kick return ability was a big factor in why we took him. He did it all at Penn State. He played his best football in the biggest games.*

SENIOR — Second-team all-America by UPI and *Football News*; third team by AP...All-Big Ten first team selection...Finalist for Fred Biletnikoff Award, given to the top receiver in the nation...Ranked 10th in nation, averaging 98.5 yards per game...Gained 1,084 yards, breaking his own single season yardage record...His 63 receptions tied McDuffie's record set in 1992...Averaged 9.8 yards on 19 punt returns and 18.8 yards on five carries from scrimmage...Caught 8 passes for 175 yards and three TDs vs. Rutgers...Had 9 catches for 203 yards and 48-yard TD vs. Purdue; 150 yards and two TDs vs. Iowa. **JUNIOR** — Football News second-team all-American...First-team all-Big Ten choice...Led team with 52 receptions for 1,029 yards (19.8 avg.) and seven TDs...Averaged 10.5 yards on 14 punt returns...Caught 8 passes for 200 yards vs. Rutgers; 136 yards on four catches vs. Temple; 8 for 169 yards and 55-yard TD vs. Michigan State. **SOPHOMORE** — AP third-team all-American...Consensus all-Big Ten first team...Led team in receiving, punt returns and all-purpose yards...Ranked third in Big Ten with 79.4 yards per game...Second in conference and ninth in nation with 12.2 yard average on 33 punt returns...Caught 48 passes for 18.2 avg and 13 TDs (school single season record)...Set school mark with five 100-yard receiving games...Earned Big Ten Offensive Player of Week vs. Minnesota in season opener with eight catches for 165 yards and four touchdowns...Four TD catches in one game was PSU single game record...Did not play in 1992, sat out school in fall semester. **FRESHMAN** — One of two true freshmen to earn a letter while playing in every game...Had 16-yard punt return and 17-yard reception vs. Maryland.

PERSONAL: Three-time all-state selection at Camden (SC) High School...Exercise and Sport Science major, enrolled in College of Health and Human Development...Given name Simon Engram, III...Single.

Engram's College Stats

	Rec	Yds	Avg	Lg	TD	PR	Yds	Avg	Lg	TD	G-GS
1991 Lions	4	40	10.0	17	0	6	52	8.7	16	0	13-0
1993 Lions	55	1,080	19.6	52	14	36	444	12.3	46	0	12-12
1994 Lions	57	1,081	19.0	63	7	14	147	10.5	22	0	12-12
1995 Lions	67	1,197	17.9	53	13	19	187	9.8	20	0	12-12
Career	183	3,298	18.0	63	34	75	830	11.1	46	0	49-36

Also: 13-195 rushing, 1 TD; and 3-76 KOR



PAUL GRASMANIS

Defensive Tackle

6-2 298

August 2, 1974

Notre Dame

93

Acquired by Bears in fourth round of 1996.

COLLEGE CAREER: Two-year starter at nose guard for Irish...Registered seven sacks in career and 11 tackles for loss...Projected to play defensive tackle for Bears...From Dave Wannstedt: *Paul is a big, tough guy who plays hard every down. He's a true warrior. Whoever lines up across from him will be in for a full day of work because this guy never lets up.*

SENIOR — AP First-Team all-Independent selection...Started every game at nose guard and finished fifth on team with 70 tackles, 4.5 sacks and seven stops for losses...Also recovered two fumbles and deflected a pass...Had 6 tackles, two tackles for loss and one sack in opener vs. Northwestern...Made 12 tackles vs. Ohio State and career-high 13 stops vs. Navy. **JUNIOR** — Started 11 of 12 games...Played defensive end early in season before moving to right end...Made nine tackles and one sack vs. Michigan...Also had nine stops vs. Boston College...Made six tackles vs. Colorado in Fiesta Bowl. **SOPHOMORE** — Played in eight games on special teams and saw action in seven games at defensive tackle...Missed three games with ankle injury; sat out Cotton Bowl with wrist injury...Had one tackle and six-yard sack vs. Navy. **FRESHMAN** — Appeared in eight games, recording five tackles...Missed Cotton Bowl with knee injury suffered in practice.

PERSONAL: Rated second best prospect in state at Jenison (MI) High School...Highly regarded offensive guard; also had 25 sacks as prep...Also lettered in basketball, wrestling and track...Marketing major...Given name Paul Ryan Grasmanis...Married (Courtney).

Grasmanis' College Stats

	Int-Yds	Tkls-Solo	Force	Fum	Fum Rec	Pass Def	Sack-Yds	G-GS
1992 Irish	0	5-3	0	0	0	0	0-0	8-0
1993 Irish	0	2-2	0	0	0	0	0-0	8-0
1994 Irish	0	55-30	0	0	0	0	2.5-13	12-11
1995 Irish	0	74-44	0	2	1	1	4.5-42	12-12
Career	0	136-79	0	2	1	1	7-55	40-23

SCORING STREAK

The Chicago Bears have scored in every game this decade, last being shutout in the 1989 Season Finale in San Francisco, 26-0. The streak of 85 straight games (including playoffs), is fifth-best in the NFL, but more than 11 seasons behind the 49ers who have scored in every game for nearly two decades.

Team	Reg. season	Playoff	Total	Last time shutout
San Francisco	290	27	317	Oct. 9, 1977 vs. Atlanta
New Orleans	177	4	181	Dec. 4, 1983 vs. New England
Miami	132	7	139	Nov. 27, 1987 at Buffalo
Houston	100	6	106	Nov. 26, 1989 at Kansas City
CHICAGO	96	5	101	Dec. 24, 1989 at San Francisco



CHRIS VILLARRIAL

Center

6-4 305

June 9, 1973

58 Indiana - Pennsylvania

Acquired by Bears in fifth round of 1996.

COLLEGE CAREER: One of the strongest players in college football and the strongest at NFL combine, bench pressing 225 pounds 36 times...Three-year starter...Can play center, guard and tackle...Also a deep snapper...From Rod Graves: *Chris is an extremely strong and competitive guy who dominated his level of competition. He will be determined to make this team and contribute.*

SENIOR — Little All-American by several news agencies...First-team all-Eastern College Athletic Conference and All-Pennsylvania State Athletic Conference first-team selection...Led blocking up front for an offense that ranked 11th in nation in rushing (247.7), 12th in scoring (36.4 ppg) and 14th in total offense (429.2)...Started at both guard and center. **JUNIOR** — AP third-team all-American selection...First-team all-league...Started every game at stongside guard...Offense ranked sixth nationally in scoring (35.3) and 10th in rushing (244.5)...Credited with 81 knockdown blocks. **SOPHOMORE** — Moved to right tackle, helping offense average 452.9 yards in total offense. **FRESHMAN** — Reserve nose guard until moving to right tackle at midseason...Redshirted as true freshman in 1991.

PERSONAL: All-state choice as two-way linemen at Hershey (PA) High...Also lettered in volleyball, wrestling and track...Performed as shot put and discus thrower in college...Education for the Exceptional Child major...Single.

Villarrial's College Stats

Games-Starts: (22-22) — 1992: n/a; 1993: n/a; 1994 (11-11); 1995 (11-11)

ROOKIE STARTERS

The following Bears started as rookies on Opening Day:

1982	— None —
1983	T Jim Covert (D1); WR Willie Gault (D1); CB Mike Richardson (D2)
1984	— None —
1985	— None —
1986	— None —
1987	WR Ron Morris (D2)
1988	— None —
1989	CB Donnell Woolford (D1a); DE Trace Armstrong (D1b)
1990	S Mark Carrier (D1)
1991	T Stan Thomas (D1); WR Anthony Morgan (D5)
1992	T Troy Auzenne (D2)
1993	— None —
1994	— None —
1995	— None —

Other Bears have started in their rookie season, though not in the Season Opener. Under **Dave Wannstedt**, **Rashaan Salaam** started 11 games last year, **Raymont Harris** started 11 games in 1994, and **Curtis Conway**, **Chris Gedney**, and **Todd Perry** all opened during their 1993 rookie season.



JON CLARK

Tackle
6-6 345
April 11, 1973
Temple

72

Acquired by Bears in sixth round of 1996.

COLLEGE CAREER: Entered Temple as a walk-on and became a three-year starter, playing both right and left tackle...From Rod Graves: *Jon has some ability. He's a late bloomer and needs to control his weight, but he has a chance to become a fine player. I believe his best years as a football player are ahead of him.*

SENIOR — First-team pre-season all-Big East by *Football News* and second-team by *The Sporting News*...Started all 11 games. **JUNIOR** — Started all 11 games at left tackle...Graded 86% on 771 plays, tallying 26 knockdown blocks and four pancakes. **SOPHOMORE** — Selected Temple's most improved offensive player following spring drills...Started all 11 games at right tackle. **FRESHMAN** — Played in all 11 games as backup tackle and was awarded varsity letter...Redshirted as true freshman in 1991 after joining team as walk-on.

PERSONAL: All-public league performer in football at John Bartram High School in Philadelphia...Also played basketball...Secondary education major...Single.

Clark's College Stats

Games-Starts: 44-33 — 1992 (11-0); 1993 (11-11); 1994 (11-11); 1995 (11-11)

THE BRIAN PICCOLO AWARD

Bear veterans vote the Brian Piccolo award to the rookie who best exemplifies the courage, loyalty, teamwork, dedication, and sense of humor of the late Brian Piccolo. In 1992, the award was expanded to include a veteran who possesses the same qualities.

In his senior season at Wake Forest (1964) Piccolo led the nation in scoring (111 points) and rushing (1,044 yards). Signed with the Bears as an undrafted free agent, he spent a season on the taxi squad, and in four subsequent years he rushed 258 times for 927 yards and four TDs. He also caught 58 passes for 537 yards and one TD.

Piccolo died of embryonal cell carcinoma on June 16, 1970. He was 26 years old and left his wife, Joy, three daughters, and legions of friends.

The award is presented to the player at a banquet following the Piccolo golf tournament which helps raise money for cancer research.

1970	Glen Holloway (G)	1981	Mike Singletary (LB)	1991	Chris Zorich (DT)
1971	Jerry Moore (S)	1982	Jim McMahon (QB)	1992	Mike Singletary (LB)
1972	Jim Osborne (DT)	1983	Jim Covert (T)		Troy Auzenne (T)
1973	Wally Chambers (DT)	1984	Shaun Gayle (DB)	1993	Tom Waddle (WR)
1974	Fred Pagac (TE)	1985	Kevin Butler (K)		Myron Baker (LB)
1975	Roland Harper (RB)	1986	Neal Anderson (RB)		Todd Perry (T)
1976	Brian Baschnagel (WR)	1987	Ron Morris (WR)	1994	Shaun Gayle (S)
1977	Ted Albrecht (T)	1988	James Thornton (TE)		Raymont Harris (RB)
1978	John Skibinski (RB)		Mickey Pruitt (LB)	1995	Erik Kramer (QB)
1979	Dan Hampton (DE)	1989	Trace Armstrong (DE)		Rashaan Salaam (RB)
1980	Bob Fisher (TE)	1990	Mark Carrier (S)		



MARCUS KEYES

Defensive Tackle

6-3 303

October 20, 1973

North Alabama

73

Acquired by Bears in seventh round of 1996.

COLLEGE CAREER: Started for two seasons at North Alabama after transferring from Jones (Miss) Junior College where he was a two-year standout...Registered nine sacks, 31 hurries and 14 tackles for loss at North Alabama...From Rod Graves: *He's a powerful guy who will provide a push in the middle. Our coaches liked him at Mobile and felt he was an excellent choice at this stage of the draft.*

SENIOR — All-Gulf South Conference first-team choice...Made 58 tackles, three sacks and six stops for losses while playing strongside defensive tackle...Also caused three fumbles and had 11 QB pressures...Helped UNA become first school to win three straight Gulf South Conference titles...Closed out career with 8 tackles and sack in national championship win over Pittsburg State. **JUNIOR** — NCAA Division II all-south region and first-team all-conference...Recorded 82 tackles with six sacks and eight stops for losses...Credited with 20 QB pressures...Helped team with Division II championship. **SOPHOMORE / FRESHMAN** — All-American at Jones Junior College in Ellisville, Mississippi...Recorded over 200 tackles and 20 sacks in two-year JC career.

PERSONAL: All-district and team MVP as linebacker and OT at Taylorville (Miss) High...Also led team in rebounding as basketball standout...Finished third in state in shot put...Physical education major...Given name Willis Marcus Keyes.

Keyes' College Stats


	Int-Yds	Tkls-Solo	Force Fum	Fum Rec	Pass Def	Sack-Yds	G-GS
1994 Lions	0	82-48	1	4	3	6-34	14-14
1995 Lions	0	58-32	3	0	0	3-17	14-13
Career	0-0	140-80	4	4	3	9-51	28-27

40 PASSES vs. 40 RUSHES

Over the past 13 seasons when the Bears have rushed 40 times, they have won 52 of 54 contests including the 1995 Season Finale when they carried 47 times in beating the playoff-bound Eagles.

Chicago has won 36 straight 40-rush games dating back to 1984. The Bears rushed 40 times in 11 of 16 games in the '84 season, losing to the Cowboys, 23-14, with 47 carries and to the Packers, 20-14, despite 51 rushing attempts.

During that same period, the Bears are 4-10 when throwing 40 passes in a game. However, two wins came last year when Erik Kramer threw 41 passes in beating the Carolina Panthers, 31-27, and equalled that pass total in a 35-32 victory over Houston.



MICHAEL HICKS

Runningback

6-0 194

February 1, 1973

South Carolina St.

44

Acquired by Bears in seventh round of 1996.

COLLEGE CAREER: Set school marks for rushing (4,055) and touchdowns (52)...Had 20 100-yard rushing games...Number two rusher in conference history...From Rod Graves: *Michael is very versatile. He has excellent size and can run both inside and outside. He has good hands and should be a good receiver. As a feature back, he didn't have many balls thrown to him in college.*

SENIOR — Gained 100 yards in seven of 10 games while averaging 5.7 yards per carry...MEAC Offensive player of the year...Had 82-yard run and 37-yard catch — both career highs...Division I-AA second-team all-American by AP. **JUNIOR** — Led Division I-AA in scoring with 22 touchdowns...Fifth in nation in rushing with 127.6 yards per game...1,368 yards led MEAC in rushing and also moved into first place in school rushing annals...Had six 100-yard rushing games.

SOPHOMORE — Had seven 100-yard rushing games and averaged career-best 6.3 yards per rushing attempt. **FRESHMAN** — Did not see any playing time.

PERSONAL: Native of Barnsville, GA where he attended Robert E. Lee High School...Industrial Education major...Single

Hicks' College Stats

	Rush	Yds	Avg	Lg	TD	Rec	Yds	Avg	Lg	TD	G-GS
1992 Bulldogs	0	0	0	0	0	0	0	0	0	0	0-0
1993 Bulldogs	221	1,388	6.3	75	17	1	11	11.0	11	0	11-11
1994 Bulldogs	252	1,368	5.4	69	22	3	41	13.7	19	0	11-11
1995 Bulldogs	228	1,299	5.7	82	13	6	78	13.0	37	1	10-10
Career	701	4,055	5.8	82	52	10	130	13.0	37	1	32-32

BEARS BIRTHDAYS DURING THE SEASON

day	SEPTEMBER	age	day	NOVEMBER	age	day	JANUARY	age
4	John Thierry	25	5	Ryan Wetnight	26	25	Marlon Forbes	25
9	Mike Faulkerson	27	6	Erik Kramer	32	25	Clarence Sutton	24
10	Robert Green	26	11	Jack Jackson	24	28	Tony Wise	45
16	Anthony Marshall	26	15	Ivan Fears	42			
17	Al Fontenot	26	28	Todd Perry	26			
17	Octus Polk	25						
27	Alonzo Spellman	25						
28	Marcus Spears	25						
day	OCTOBER	age	day	DECEMBER	age			
8	Rashaan Salaam	22	5	Ron Turner	43	1	Andy Heck	30
20	Dave Krieg	38	11	Michael McCaskey	53	4	Todd Sauerbrun	24
20	Marcus Keyes	23	17	Marty Carter	27	6	Donnell Woolford	30
27	Steve Little	35	17	Carl Reeves	25	6	Myron Baker	25
			22	Mike Sullivan	29	7	Bobby Engram	24
			23	Raymont Harris	26	28	Barry Minter	27

PLAYERS WITH PRO EXPERIENCE

33 BRANDON BENNETT

Ht: 5-11

Wt: 210

Runningback

Born: February 3, 1973

South Carolina

Signed by Bears as an unrestricted free agent (12/6)...Originally signed with the Browns as a rookie free agent (7/25)...Waived before third pre-season game (8/18)...Holds South Carolina's single-game rushing mark of 278 yards...Led team in rushing in first three years...Named freshman of the year at South Carolina by the state's sportswriters and broadcasters...Rushed for 2,226 yards and 20 TDs as a senior while earning all-state at Riverside High (Taylors, SC).

82 FABIEN BOWNES

Ht: 5-11

Wt: 186

Wide Receiver

Born: February 29, 1972

Western Illinois

Pronounced: BOW ens...Spent first 14 games on practice squad...Signed to 53-player roster (12/14) and played on punt coverage unit vs. TB (12/17)...Inactive for finale vs. Phil (12/24)...Waived in final cuts (8/27) and re-signed to practice squad (8/29)...Originally signed as undrafted free agent...Four-year letterman and honorable mention all-conference as senior...Career-best 28-346 and two TDs receiving and nine starts as senior...School record holder in 200-meter dash and qualified for nationals in the 100-meter dash...Caught 12 passes for 165 yards including a 44-yard long as junior in 1993 while starting three games and playing in five...Did not catch a pass in three games of sophomore season...Two receptions including career-long 47-yarder as freshman...Track and football prep athlete at Waubonsie Valley in Aurora, IL.

49d GREG BRIGGS

Ht: 6-3

Wt: 212

Linebacker

Born: October 1, 1968

Texas Southern

Signed by Bears (6/6)...Played in 11 games recording nine special teams tackles with Cowboys...Spent first part of 1995 with the World League's Frankfurt Galaxy where he finished second with 48 tackles and had three passes defended...Spent 1995 training camp with Dallas; waived in final cutdown...Participated in Cleveland training camp in 1994 before, but was released...Joined Browns as a member of the practice squad in 1993 (12/15)...Sat out 1992 season with an injury to right hip...Originally fifth round choice (120th overall) of Dallas in 1992...Transferred to Texas Southern from University of Arkansas-Pine Bluff after the football program was suspended by the NAIA...Played mostly in nickel defense as a senior, but spent some time at linebacker due to team injuries...Recorded 42 tackles, two sacks and an interception as a senior...Didn't play football until his junior year at UA-PB where he was a member of the basketball team...Attended Copiah Lincoln JC (Wesson, MS) on a basketball scholarship from 1987-88 before joining the football team in 1989 where he earned all-JUCO and all-state honors...All-district basketball player as a senior at Franklin County High (Meadville, MS)...Didn't play high school football.

86 MILL COLEMAN

Ht: 5-9

Wt: 176

Wide Receiver

Born: June 19, 1972

Michigan State

Signed to Bears' practice squad (9/14) where he remained the entire season...Signed as an undrafted free agent by the Detroit Lions and released in final cutdown...Entered senior year needing only 46 receptions to become MSU's all-time leader, but suffered a season-ending knee injury after 25 receptions...All-Big 10 honorable mention as a junior...Voted team MVP as sophomore with 37-586 receiving and two starts at QB...Graduated with degree in business administration...Valedictorian at Farmington Harrison High with 4.0 GPA...Michigan High School Player of the Year after leading Harrison to three-straight Class B Championships as the starting QB...Holds Michigan high school career record for passing yards (7,464) and TDs (77)...Named all-state three times.

PENALTIES

For the second straight year the Bears led the league with the fewest penalties drawing just 71 flags. Their 601 penalty yards were second only to Washington's 563 yards.

Since Dave Wannstedt took over as the Bears head coach in the 1993 season, the Bears have been the least penalized team in both number (204 flags) and yards (1,691). Second over that time period is New England drawing 226 penalties for 1,741 yards.

At the other end of the scale, the most penalized team has been the Raiders who have been flagged 438 times for 3,426 yards over the past three seasons.

The Raiders play the Bears on September 29 in Soldier Field.

PLAYERS WITH PRO EXPERIENCE

38 MIKE FAULKERSON

Ht: 6-0

Wt: 245

Fullback

Born: September 9, 1970

North Carolina

Played in five games on special teams in '95...Came to Bears' training camp (7/17) directly from Arena League where he played for Albany Firebirds...Waived in final cutdown and re-signed to practice squad (8/29)...Signed to 53-player roster (9/22) and played on kickoff and punt team vs. STL (9/24)...Waived and returned to practice squad (9/27)...Re-signed to active squad (11/29) and played on special teams at Cin (12/10)...Game ball for three special teams stops vs. TB (12/17)...Started at FB for injured Tony Carter in finale (12/24) and caught two passes for 22 yards...Did not play with any club in 1994...Originally signed by the Bengals as an undrafted free agent; waived (8/16)...Rushed for 1,300 yards and 21 TDs on 123 carries as a senior at UNC...Team MVP final two years...Played RB and LB at Dobyns-Bennett High in Kingsport, TN.

46 MARLON FORBES

Ht: 6-1

Wt: 205

Safety

Born: December 25, 1971

Penn State

Signed to Bears practice squad (12/1) for final four weeks of season...Waived in final cuts (8/27)...Originally signed as an undrafted free agent...Walk-on who finished his career with 75 stops, 53 solo, two interceptions, and one fumble recovery...College position coach, Greg Schiano, is now Defensive Assistant for the Bears...Season-high four stops vs. Michigan as senior...Started nine games as junior collecting 36 tackles (23 solo) and 13 passes defended...Career-best eight stops vs. Maryland...Started season as nickelback as sophomore in 1992, but had won starting left cornerback by end of season...Had 17 tackles during season, 14 in final three games...Walk-on in 1991...Attended Penn State on Navy ROTC scholarship...Played quarterback, wide receiver, and cornerback at Central Islip High on Long Island, NY.

48 KENNY GALES

Ht: 5-11

Wt: 180

Cornerback

Born: April 1, 1972

Wisconsin

Spent spring of 1996 playing cornerback for Barcelona Dragons in World League where he had two interceptions in first three games...Injured left hand in Bears training camp (7/18) and placed on Reserve / Physically Unable to Perform...Allowed to start practicing with Bears (10/9)...Returned to Reserve / PUP for remainder of season (10/30)...Drafted in sixth round (193rd overall)...Two-year starter for Badgers at weak-side cornerback after transferring from Nassau Community College...Made 92 tackles and four interceptions as Wisconsin earned Rose and Hall of Fame Bowl appearances...All-Big Ten honorable mention as a senior...Recorded 49 tackles (36 solos) and six passes defended...Had six tackles vs. Eastern Michigan and Colorado...Blocked 32-yard FG to preserve 27-27 tie with Purdue...Closed out career with four solos and interception in 34-20 win over Duke in Hall of Fame game...All-Queens at Bayside (NY) High...Team MVP and captain...Landscape architecture major...Single.

8 CARLOS HUERTA

Ht: 5-7

Wt: 185

Place Kicker

Born: June 29, 1969

Miami (FL)

Signed with Bears (2/27/96) after two seasons in Canadian Football League...Connected on 57 of 72 FGs in '95 for Baltimore Stallions...Tallied 154 points on 38 of 46 FGs in 1994 for Las Vegas Posse (including 8 of 13 50-yards) and was named club's Most Outstanding Player...Spent 1993 training camp with Houston Oilers...Drafted in 12th-round of 1992 by San Diego Chargers, but waived prior to season...Left U of Miami as leading scorer with 406 points and holder of 12 Hurricane records...First-team all-American with 97 points for National Champion 'Canes...Finished sophomore and junior season with 101 points...Scored team-record 107 points as a freshman for 1988 National Championship club...Redshirt in 1987 when Miami also won National Championship...Joined club as walk-on...Earned degree in business; working towards MBA...Four-year soccer star who played just one season of football at Christopher Columbus High in Coral Gables, FL.

79 SCOTTY LEWIS

Ht: 6-3

Wt: 275

Defensive Tackle

Born: December 30, 1971

Baylor

Signed from Chiefs practice squad to Bears 53-player roster (10/24) and was inactive all nine games...Originally signed by Oilers as undrafted free agent (5/3) and waived (9/1) prior to Opener...Joined Chiefs practice squad (10/11)...Moved to defensive end in junior year at Baylor...Blocked three kicks in career...Started 10 of 11 games in senior year...149 career tackles.

PLAYERS WITH PRO EXPERIENCE

73o ZEV LUMELSKI

Ht: 6-8

Wt: 305

Tackle

Born: April 14, 1972

Miami (FL)

Played right guard for Amsterdam Admirals in World League during spring of 1996...Waived by Bears last year in cutdown to 60...Started all 12 games at weak tackle including the 1995 Orange Bowl vs. Nebraska...Offensive Player of the Game vs. Florida State when Hurricanes rushed 45 times for 185 yards and held the ball for 35:28...Started all 12 games at strong tackle as junior...Three starts for injured Mario Cristobal in 1992 as sophomore...Practiced on scout team as freshman backing-up Leon Searcy (now with Jacksonville)...Redshirt in 1990...Team captain, Offensive MVP, and first-team all-Dade County by *The Miami Herald* following 9-1 senior season...Played just two years of football at Beach High in Miami Beach, FL.

43 DENNIS LUNDY

Ht: 5-8

Wt: 195

Runningback

Born: July 6, 1972

Northwestern

Claimed off waivers from Houston (12/6)...Played on special teams in final two games returning one kickoff 11 yards vs. TB (12/17) and registering one tackle vs. Phil (12/24). Credited with a (-4)-yard punt return and fumble when an Eagle punt inadvertently hit his foot and was recovered by Philly in endzone...Played in six games for Oilers contributing three special teams tackles and one 11-yard reception...Originally signed by Houston as an undrafted free agent (5/3) and was waived in cutdown to 60 and added to practice squad until added to 53-player roster (9/29)...Released (11/21) and re-signed by Oilers (11/30) before being waived (12/5)...Finished as Northwestern's all-time leading rusher, surpassing Bob Christian in senior campaign...Amassed 3,062 yards and 20 TDs on 736 carries (4.2 avg.)...Also caught 80 passes for 618 yards (7.7 avg.) and one TD...Led NU in rushing all four seasons...Honorable mention all-Big Ten as a sophomore...First true freshman to lead Wildcats in rushing since Greg Boykin (625 in 1972) with 568 yards on 142 carries...Graduated from Northwestern with a degree in organization studies...Named *St. Petersburg Times* Suncoast Player of Year as senior at Chamberlain (Tampa, FL) High...Rushed for 1,200 yards and 14 TDs to earn all-state honors in senior year...Also made more than 100 tackles as a senior defensive back...Single.

87 ANDRE PRESIDENT

Ht: 6-3

Wt: 255

Tight End

Born: June 16, 1971

Angelo State (TX)

Signed to Bears 53-player roster (10/19) from New England's practice squad...Inactive seven games...Dressed but did not play at Cin (12/10)...Participated on special teams in final two games...Originally signed by Patriots as undrafted free agent, waived in final cutdown, and re-signed to practice squad (8/29)...Caught 27 passes for 370 yards during his two years at Division II Angelo State including 13-for-135 as a senior...Made second-team all-Lone Star Conference as a junior with 14 receptions for 235 yards and one touchdown...Originally recruited as a power forward for the basketball program...Two-time all-district basketball player at Everman (Fort Worth, TX) High...Lettered in football as a sophomore, but DNP as a junior or senior...Government major.

68 CARL REEVES

Ht: 6-4

Wt: 265

Defensive End

Born: December 17, 1971

North Carolina State

Suffered dehydrated back and related problems in pre-training camp workouts...Placed on IR (8/22) for remainder of season...Drafted in sixth round (198th overall)...Second best sack total in school history (22.5) and career leader with 45 tackles for loss...Totaled 205 tackles in 37 career games...Earned all-ACC second-team honors after finishing fifth in conference with 14 tackles for loss as a senior...Had six sacks to rank sixth in ACC...Third on team with 77 tackles...Had nine QB pressures...Named NC State MVP as senior; also team captain...ACC Defensive Lineman of Week after registering 16 tackles vs. Duke...Also had 14 tackles including three for-losses against North Carolina, 10 tackles vs. Florida State...Had seven tackles 1.5 sacks and only career interception vs. Louisville...Broke leg in final scrimmage prior to junior season but returned for final four games and Hall of Fame Bowl...All-state choice at North Durham (NC) High after registering 17 sacks and leading team to 12-1 mark as senior...Business management major...Married (Iris).

PLAYERS WITH PRO EXPERIENCE

11 KENT SULLIVAN

Ht: 6-1

Wt: 206

Punter

Born: May 15, 1967

Cal Lutheran

Signed with Bears as unrestricted free agent (4/25/96)...Has punted in five NFL games for three teams with career NFL totals of: 24 punts for 967 yards, 40.3 gross avg., 37.0 net avg., 1 TB, 9 inside-the-20,...Originally signed as undrafted free agent with Chicago in 1989...Spent both '89 and '90 training camp with Bears before being waived before the season...Punted for San Antonio in World League in 1991 recording second-longest punt in league history with 74-yarder...Signed with Oilers and punted in Opener vs. Raiders (9/1/91) with 3-35.3 avg. before being waived...Completed second season in San Antonio with 41.6 avg...Spent 1992 training camp with Kansas City...Waived prior to season but re-joined Chiefs in December and punted in one game averaging 41.2 yards on six punts...Spent 1993 training camp with 49ers...Waived (8/23) and signed with Chargers (9/18) kicking in two games (13 punts, 41.6 avg.)...Waived (10/15) and signed with Oilers (11/13) punting in one game...Waived (11/23) and re-signed by Chargers (12/13) and was inactive for one game...Participated in Chargers' 1994 training camp, but cut prior to season (8/20)...Spent 1995 training camp with Redskins before being waived (8/22)...College career: 70-37.2 avg...Left army in '85 to join CLU...Prepped at Northridge High in Middlebury, IN.

UNDRAFTED FREE AGENTS

74 JASON AUGUSTINO

Ht: 6-6

Wt: 290

Tackle

Born: March 31, 1973

Virginia

Started every game (25) over his final two seasons at left tackle including 1995 Peach Bowl and 1994 Independence Bowl...Tri-captain of '95 Cavaliers...Anchored line of Virginia offensive unit that averaged nearly 400 yards a game...Two-time all-ACC selection (first-team in '95)...Named ACC offensive lineman of the week after Cavaliers dramatic victory over Florida State (11/2)...Received Colonel Frank C. McCue Award as Virginia's outstanding interior lineman...Played defensive tackle and tight end at North Allegheny High School in Wexford, PA...First team all-state at defensive tackle and all-conference at tight end senior year...Received undergraduate degree from Virginia's McIntire School of Commerce.

19 DON BLAIR

Ht: 5-11

Wt: 201

Wide Receiver

Born: April 6, 1972

Calgary

One of the top receivers ever to play Canadian college football...Caught a touchdown pass in every game in 1995...Set national single season mark with 1,112 receiving yards and 17 TDs...Led Dinosaurs in National Championship game with four catches for 74 yards and three TDs along with a blocked punt for a touchdown in 54-24 victory over Western Ontario... First player ever to win Hec Crighton Trophy (Canadian version of the Heisman) and Vanier Cup (MVP of the National Championship game) in the same season (1995)...First player to record back-to-back seasons with 50 catches and 1,000 yards receiving ('94 and '95)...Calgary's all-time career receiving leader with 138 receptions and 2,611 total yards...Two-time all-star at slotback and returner...1995 Canadian Male Athlete of the Year in university athletics...Competed for Canada in World Cup bobsleigh events in 1995...Kinesiology major...Prepped at Notre Dame High in Wilcox, Sask...Married (Linda).

14 SHASTON COLEMAN

Ht: 5-11

Wt: 212

Wide Receiver

Born: January 18, 1972

Mississippi State

Played in all 11 games as a senior, starting four... Named MSU's most improved offensive player after spring drills in 1995...Averaged 19.8 yards in two-year career as a Bulldog...Junior season caught three passes for 91 yards and one TD...Played two years at Holmes Community College where he was a two-time juco all-state receiver...Had 36 receptions for 471 yards and five touchdowns in 1993...Tallied 1,200 all-purpose yards and 23 touchdowns as a prep star at Ackerman (MS)...Majored in interdisciplinary studies.

60o ANDY CROWE

Ht: 6-3

Wt: 275

Center / Long Snapper

Born: June 19, 1974

Florida State

Snapped in 48 consecutive games for Florida State, every game in his four-year career...Lined up as a tight end in 1995 along with long snapping duties...Named to the GTE/CoSida District 3 all-academic team...Delivered perfect snap leading to the winning field goal in the 1993 Orange Bowl and national championship...First-team class AA all-state selection out of Florida High in Tallahassee...Majored in communications.

UNDRAFTED FREE AGENTS

45 ED HOBBS

Ht: 6-0

Wt: 235

Fullback

Born: April 5, 1973

Albany State (GA)

Scored 16 TDs in college as both halfback and fullback...Scored eight in 1995. Rushed for 396 yards averaging over four yards-per-carry in senior campaign to earn Black College honorable mention all-American status...Named all-conference junior and senior seasons...Rushed for 523 yards averaging over six yards-per-carry in 1994...Majored in communications...Lettered in baseball, basketball, track, and football as prep...All-city in football and was In-town Offensive Player of the Year in 1991 and 1992...Team MVP final three seasons at West Fulton High (GA).

37 JEFF HORTON

Ht: 5-11

Wt: 192

Safety

Born: March 30, 1972

East Tennessee State

Started 20 of last 22 games as a Buccaneer...Totaled 251 tackles in his four-year career at ETSU...Ran a 4.29 40-yard dash for NFL scouts...Earned all-America honors as a sprinter in 1995...One of the top hit men for the Buc' third-ranked pass defense in the nation in '93...Played in all 11 games as a freshman and ranked second on the team in tackles-for-loss with six...Won Best Receiver Award at East Rome High School in Rome, GA.

60d AHMANI JOHNSON

Ht: 6-3

Wt: 245

Linebacker

Born: January 23, 1973

Oregon State

Started all 11 games as senior...Led OSU in sacks (6), tackles-for-loss (12), and fumble recoveries (3)...Held out of first four games in 1994 after transferring from University of Idaho...Contributed in final seven games of 1994 after receiving official release from Idaho...Recorded four sacks in his first four games with the Vandals as a redshirt freshman...Football, basketball, and track star at Mariner High in South Everett, WA...Majored in liberal studies.

70 SETH LITTLETON

Ht: 6-4

Wt: 300

Guard

Born: June 20, 1974

Mesa College (CO)

Anchored Maverick offensive line in 1995...Invited to play on West all-star team in the Snow Bowl (Division II all-star game)...First Mesa State football player to participate in a post-season bowl game...All-conference selection three straight years (third-team as sophomore, second-team as junior and first-team as senior)...All-state defensive lineman at Los Alamos High (NM)...Recorded 54 career sacks...Two-time heavyweight state champion in wrestling...Majored in psychology.

62d MICHAEL LOWERY

Ht: 6-0

Wt: 224

Linebacker

Born: February 14, 1974

Mississippi

Earned four letters at Ole Miss, starting 40 of 44 games played...Recorded 279 career tackles, six fumble recoveries and six ints...Moved from SS to LB in spring before senior season...Finished 1995 second with 85 tackles...Received the Chucky Mullins Courage Award...Tallied 80 stops, three sacks, two ints, and two fumble recoveries as a safety as a junior...Made SEC academic honor roll in 1993...Earned freshman all-America honors in 1992...Earned all-state honors as a senior at South Pike High in McComb, MS...Majored in electrical engineering.

25 CHRIS MARTIN

Ht: 5-9

Wt: 181

Cornerback

Born: September 1, 1974

Northwestern

Started final 33 games at cornerback for Wildcats...Recorded 197 career tackles including 63 in senior season...Led NU defense with eight passes defended, four fumble recoveries, and two forced fumbles...Career-best five interceptions in '95 for 'Cat defense which ranked third nationally and first in scoring (12.7 ppg)...First-team all-Big Ten and honorable mention all-America...Tied for fourth with 66 tackles as junior...Recovered two fumbles returning one for 96 yards and TD (second-longest in school history)...Started all 11 games as sophomore...Season-high 10 tackles against Notre Dame and Penn State...Played five games as receiver in 1992 as true freshman...Named first-team all-county as prep star at Jesuit High in Tampa, FL.

CAREER GAMES AND STARTS

Player	Career Games	Career Starts	
Dave Krieg	187	163	129 games and 119 starts with Seattle
Kevin Butler	171	0	Most Bears games by an active player
Andy Heck	107	100	30 games and starts with Chicago
Joe Cain	104	59	47 games and 46 starts with Chicago
Donnell Woolford	96	96	Most Bears starts by an active player
Mark Carrier	96	92	Has played in every game since drafted

UNDRAFTED FREE AGENTS

49o BOBBY NEELY

Ht: 6-3

Wt: 255

Tight end

Born: March 22, 1974

Virginia

Four-time letter winner at Virginia...Tallied 50 receptions, 509 yards and a 10.2 average over four year career... Never scored a touchdown as a collegian... Appeared in only five games as a senior in an injury marred season...Grabbed six balls for 73 yards against Michigan in Pigskin Classic before going down with an ankle injury...Earned all-ACC honorable mention in 1995 despite injuries...Started nine regular season games in 1994 along with the Independence Bowl...Averaged 8.8 yards a catch as a junior...Received all-state honorable mention and all-city distinction as a senior tight end for Mays High in Atlanta, GA...Earned three letters in baseball as a pitcher and catcher...Majored in art history.

47 CLARENCE SUTTON

Ht: 6-1

Wt: 208

Safety

Born: December 25, 1972

Appalachian State

Played in all 26 games for Mountaineers over final two seasons...Tied for team lead with three interceptions as senior...ASU's fifth-leading tackler with 76 in 1995...Played in two games in 1993 before sustaining season-ending knee injury...Transferred to Appalachian State from Triton in 1992 after receiving first-team all-conference honors...Spent 1991 season at Knoxville College...Two-time all-conference quarterback who was a four-sport prep star (football, track, baseball, and wrestling) at Austin Academy in Chicago.

62o DERRICK TURNER

Ht: 6-4

Wt: 306

Tackle

Born: August 27, 1973

Florida A & M

Started all 12 games at right offensive tackle as a senior...Prepared for his final season by working out with all-pro neighbor Nate Newton (Dallas Cowboys)...Part of an enormous college offensive line that averaged 320 pounds across and didn't allow a sack in six consecutive games... Key part of an offense that averaged 370 yards and 30 points per game in 1995...All-Mid-Eastern Athletic Conference honorable mention in 1995...Versatile athlete who played both sides of the ball during his career...Tallied eight tackles and a sack as a defensive tackle in 1994...Prepped at Oak Ridge High in Orlando, FL.

UNDRAFTED FREE AGENTS

The Bears signed 13 undrafted free agents, an increase over the 11 signed last year, but fewer than the 17 undrafted players signed by Chicago prior to the 1994 season. Last season **Octus Polk**, **Fablen Bownes**, and **Marlon Forbes** were all signed to the practice squad with Polk and Bownes moving to the 53-player roster late in the season.

In 1994, **Tony Carter** made the Opening Day roster as an undrafted free agent while **Greg Primus**, **Darwin Ireland**, and **Anthony Marshall**, saw action later in the season. In addition, **Dwayne Joseph** and **Todd Norman** became part of the practice squad; **Robert Bass**, **Garland Hawkins**, and **Marcus Durgin** were placed on IR with training camp injuries; and **Cedric Walker** was invited back to camp last year.

The following players on the Chicago roster were also signed as undrafted free agents, though not all were originally signed by the Bears: **Ryan Wetnight** (1993), **Todd Burger** (1993), **Robert Green** (1992 by Washington), **James Williams** (1991), **Vinson Smith** (1988 by Atlanta), **Erik Kramer** (1987 by New Orleans), **Dave Krieg** (1980 by Seattle).

On the Bears current 80-player roster, 27 were never drafted.

CONSECUTIVE GAMES AND STARTS

Consecutive Games Played

Mark Carrier	96*
Marty Carter	78
Bryan Cox	72
Chris Zorich	67*
Alonzo Spellman	52*

Consecutive Starts

Bryan Cox	72
Alonzo Spellman	32*
Andy Heck	24*
Dave Krieg	23
James Williams	22*

* Indicates all games are with Bears.

The last game Bryan Cox missed was 10-20-91 vs. Houston

1996 BEARS VETERAN ROSTER

No	Name	Pos	Ht	Wt	Born	Exp	College	Acq
91	Baker, Myron	LB	6-1	234	1-6-71	4	Louisiana Tech	D4b-93
49	Briggs, Greg	LB	6-3	212	10-1-68	2	Texas Southern	FA-96
63	Burger, Todd	G	6-3	303	3-20-70	3	Penn State	FA-93
35	Burton, James	CB	5-9	184	4-27-71	3	Fresno State	FA-94
6	Butler, Kevin	K	6-1	200	7-24-62	12	Georgia	D4-85
59	Cain, Joe	LB	6-1	242	6-11-65	8	Oregon Tech	RFA-93
20	Carrier, Mark	S	6-1	192	4-28-68	7	USC	D1-90
23	Carter, Marty	S	6-1	212	12-17-69	6	Mid. Tenn St.	UFA-95
30	Carter, Tony	FB	5-11	236	8-23-72	3	Minnesota	FA-94
80	Conway, Curtis	WR/KR	6-1	194	3-13-71	4	USC	D1-93
52	Cox, Bryan	LB	6-4	250	2-17-68	6	Western Illinois	UFA-96
54	Cunningham, Ed	G/C	6-3	290	8-14-69	5	Washington	UFA-96
99	Flanigan, Jim	DT	6-2	286	8-27-71	3	Notre Dame	D3-94
96	Fontenot, Al	DE	6-4	277	9-17-70	4	Baylor	D4c-93
48	Gales, Kenny	CB	5-11	180	4-1-72	2	Wisconsin	D6a-95
84	Gedney, Chris	TE	6-5	260	8-9-70	4	Syracuse	D3-93
22	Green, Robert	RB	5-8	212	9-10-70	5	William & Mary	W-93
29	Harris, Raymont	RB	6-1	225	12-23-70	3	Ohio State	D4-94
57	Harris, Sean	LB	6-3	245	2-25-72	2	Arizona	D3a-95
64	Heck, Andy	T	6-6	298	1-1-67	8	Notre Dame	FA-94
8	Huerta, Carlos	K	5-7	185	6-29-69	2	Miami (FL)	FA-96
88	Jackson, Jack	WR	5-8	174	11-11-72	2	Florida	D4-95
85	Jennings, Keith	TE	6-4	275	5-19-66	7	Clemson	FA-94
32	Joseph, Dwayne	CB	5-9	186	6-2-72	2	Syracuse	FA-94
12	Kramer, Erik	QB	6-1	200	11-6-64	7	North Carolina St.	UFA-94
17	Krieg, Dave	QB	6-1	202	10-20-58	17	Milton College (WI)	UFA-96
79	Lewis, Scotty	DE	6-3	275	12-30-71	2	Baylor	FA-95
39	Lincoln, Jeremy	CB	5-10	182	4-7-69	5	Tennessee	D3-92
43	Lundy, Dennis	RB	5-8	195	7-6-72	2	Northwestern	FA-95
26	Mangum, John	S	5-10	190	3-16-67	7	Alabama	D7-90
36	Marshall, Anthony	S	6-1	212	9-16-70	2	LSU	FA-94
24	Miniefield, Kevin	CB	5-9	182	3-2-70	4	Arizona State	FA-93
92	Minter, Barry	MLB	6-2	242	1-28-70	4	Tulsa	TR-93
75	Perry, Todd	G	6-5	312	11-28-70	4	Kentucky	D4a-93
65	Pilgrim, Evan	G	6-4	304	8-14-72	2	BYU	D3b-95
87	President, Andre	TE	6-3	255	6-16-71	2	Angelo State (TX)	FA-95
68	Reeves, Carl	DE	6-4	265	12-17-71	2	North Carolina St.	D6b-95
78	Riley, Pat	DE	6-5	275	3-8-72	2	Miami (FL)	D2a-95
31	Salaam, Rashaan	RB	6-1	224	10-8-74	2	Colorado	D1-95
16	Sauerbrun, Todd	P/KO	5-10	209	1-4-73	2	West Virginia	D2b-95
98	Simpson, Carl	DT	6-2	292	4-18-70	4	Florida State	D2-93
55	Smith, Vinson	LB	6-2	247	7-3-65	9	East Carolina	TR-93
76	Spears, Marcus	G/T	6-4	305	9-28-71	3	NW Louisiana St.	D2-94
90	Spellman, Alonzo	DE	6-4	292	9-27-71	5	Ohio State	D1-92
18	Stenstrom, Steve	QB	6-1	202	12-23-71	2	Stanford	W-95
11	Sullivan, Kent	P	6-1	206	5-15-67	3	Cal Lutheran	FA-96
53	Sullivan, Mike	G/C	6-3	294	12-22-67	5	Miami (FL)	UFA-96
94	Thierry, John	DE	6-4	265	9-4-71	3	Alcorn State (MS)	D1-94
83	Timpson, Michael	WR	5-10	185	6-6-67	8	Penn State	FA-95
89	Wetnight, Ryan	TE	6-2	235	11-5-70	4	Stanford	FA-93
71	Williams, James	T	6-7	340	3-29-68	6	Cheyney State (PA)	FA-91
21	Woolford, Donnell	CB	5-9	192	1-6-66	8	Clemson	D1a-89
97	Zorich, Chris	DT	6-1	282	3-13-69	6	Notre Dame	D2-91

1996 BEARS FIRST-YEAR ROSTER

FIRST YEAR PLAYERS* (7)

No	Name	Pos	Ht	Wt	Born	College	Acq
33	Bennett, Brandon	RB	5-11	210	2-3-73	South Carolina	FA-95
82	Bownes, Fabien	WR	5-11	186	2-29-72	Western Illinois	FA-95
86	Coleman, Mill	WR	5-9	178	6-19-72	Michigan State	FA-95
38	Faulkerson, Mike	FB	6-1	245	9-9-70	North Carolina	FA-95
46	Forbes, Marlon	CB	6-1	205	12-25-71	Penn State	FA-95
73o	Lumelski, Zev	T	6-8	305	4-14-72	Miami (FL)	FA-95
69	Polk, Octus	G	6-3	345	9-17-71	Stephen F. Austin (TX)	FA-95

ROOKIES (20)

No	Name	Pos	Ht	Wt	Born	College	Acq
74	Augustino, Jason	T	6-6	290	3-31-73	Virginia	FA-96
19	Blair, Don	WR	5-11	201	4-6-72	Calgary	FA-96
72	Clark, Jon	T	6-6	345	4-11-73	Temple	D6-96
14	Coleman, Shaston	WR	5-11	212	1-18-72	Mississippi State	FA-96
60o	Crowe, Andy	C	6-3	275	6-19-74	Florida State	FA-96
81	Engram, Bobby	WR	5-10	192	1-7-73	Penn State	D2-96
74	Grasmanis, Paul	DT	6-2	298	8-2-74	Notre Dame	D4-96
27	Harris, Walt	CB	5-11	194	8-10-74	Mississippi State	D1-96
44	Hicks, Michael	RB	6-1	194	2-1-73	South Carolina State	D7b-96
45	Hobbs, Ed	FB	6-1	235	4-5-73	Albany State (GA)	FA-96
37	Horton, Jeff	S	5-11	192	3-30-72	East Tennessee State	FA-96
60d	Johnson, Ahmani	LB	6-3	245	1-23-73	Oregon State	FA-96
73d	Keyes, Marcus	DT	6-3	303	10-20-73	North Alabama	D7a-96
70	Littleton, Seth	G	6-4	300	6-20-74	Mesa College (CO)	FA-96
62d	Lowery, Michael	LB	6-1	224	2-14-74	Mississippi	FA-96
25	Martin, Chris	CB	5-9	181	9-1-74	Northwestern	FA-96
49	Neely, Bobby	TE	6-3	255	3-22-74	Virginia	FA-96
47	Sutton, Clarence	S	6-1	208	12-25-72	Appalachian State	FA-96
62o	Turner, Derrick	T	6-4	306	8-27-73	Florida A & M	FA-96
58	Villarrial, Chris	C/G	6-4	305	6-9-73	Indiana (PA)	D5-96

* First year designation is for players who have previously been in a professional football league in either training camp, regular season, or post-season; but were not on the active roster (or IR) for at least six games.

pro NUN see ay shun

Fabien Bownes	pronounced: BOW ens	Octus Polk	pronounced: Otis
Al Fontenot	FAHN tuh no	Rashaan Salaam	ruh SHAUN suh LAHM
Paul Grasmanis	grahz MAN us	Todd Sauerbrun	SOUR brun
Carlos Huerta	WHERE ta	Vinson Smith	VINN son
Dave Krieg	pronounced: CRAIG	John Thierry	pronounced: theory
Zev Lumelski	lou MEL ski	Chris Villarrial	vuh LAR ree uhl

CAREER NFL STATS OF ACTIVE BEARS

SCORING	TDs: Ru-Re-Rt	PAT	FG	S	Pts
Butler (11)	0 0 0	387	243	0	1116
Conway (3)	0 16 0	1	0	0	96
Krieg (16)	12 0 0	0	0	0	72
Timpson (7)	1 10 0	0	0	0	66
Salaam (1)	10 0 0	0	0	0	60
Jennings (6)	0 10 0	0	0	0	60
Green (4)	3 2 0	0	0	0	30
Wetnight (3)	0 4 0	0	0	0	24
Gedney (3)	0 3 0	0	0	0	18
Kramer (6)	2 0 0	0	0	0	12
Flanigan (2)	0 2 0	0	0	0	12
Baker (3)	0 0 2	0	0	0	12
R. Harris (2)	1 0 0	0	0	0	6
T. Carter (2)	0 1 0	0	0	0	6
Carrier (6)	0 0 1	0	0	0	6
Lincoln (3)	0 0 1	0	0	0	6
Zorich (5)	0 0 1	0	0	0	6
Marshall (2)	0 0 1	0	0	0	6
Minter (3)	0 0 1	0	0	0	6
Fontenot (3)	0 0 0	0	0	1	2

RUSHING	No	Yds	Avg	Lg	TD
Krieg (16)	396	1,252	3.2	37	12
Salaam (1)	296	1,074	3.6	42	10
Green (4)	155	767	4.9	38	3
R. Harris (2)	123	464	3.8	13	1
Conway (3)	16	152	9.5	20	0
Kramer (6)	100	112	1.1	12	2
Timpson (7)	6	38	6.3	16	1
T. Carter (2)	10	34	3.4	7	0
Flanigan (2)	1	0	0.0	0	0

RECEIVING	No	Yds	Avg	Lg	TD
Timpson (9)	196	2,761	14.1	60	10
Conway (3)	120	1,814	15.1	85	16
Jennings (6)	87	862	9.9	29	10
Green (4)	66	513	7.8	39	2
Wetnight (3)	44	390	8.8	25	4
T. Carter (2)	41	353	8.6	27	1
Gedney (3)	28	307	11.0	37	3
R. Harris (2)	40	240	6.0	18	0
Salaam (1)	7	56	8.0	18	0
Faulkerson (1)	2	22	11.0	12	0
M. Carter (5)	1	21	21.0	21	0
Lundy (1)	1	11	11.0	11	0
Flanigan (2)	2	6	3.0	4	2

PUNT RETURNS	Ret	FC	Yds	Avg	Lg	TD
Woolford (7)	13	3	139	10.7	32	0
Conway (3)	8	9	63	7.9	24	0
Timpson (7)	8	2	47	5.9	14	0
Lundy (1)	1	0	-4	-4.0	0	0

() Seasons in the NFL with at least 1 game played.
Does not include post-season games.

PASSING	Att	Cmp	Yds	Cmp%	Y/Att	TD	TD%	Int	Int%	Lg	Sack-Lost	Rating
Kramer (6)	1,281	740	8,934	57.8	6.97	64	5.0	42	3.2	85	73-453	82.3
Krieg (16)	4,911	2,866	35,668	58.4	7.26	247	5.0	187	3.8	80		81.9
Conway (3)	2	1	23	50.0	11.50	1	50.0	0	0.0	23	0-0	131.3

In addition to offensive linemen, the following 7 Bears have played in (or been active for) at least one NFL game, but have no official stats:

WR Fabien Bowens
TE Andre President
LB Greg Briggs
LB Sean Harris

DT Scotty Lewis
DT Pat Riley
QB Steve Stenstrom

KICKOFF RETURNS	No	Yds	Avg	Lg	TD
Conway (3)	31	678	21.8	55	0
Timpson (7)	28	588	21.0	51	0
Green (4)	19	256	13.5	30	0
T. Carter (2)	9	123	13.7	26	0
Lundy (1)	3	39	13.0	17	0
Woolford (7)	1	28	28.0	28	0
Flanigan (2)	2	26	13.0	14	0
R. Harris (2)	1	18	18.0	18	0
Fontenot (3)	1	8	8.0	8	0
Mangum (6)	1	0	0.0	0	0
M. Carter (4)	1	0	0.0	0	0
Thierry (2)	1	0	0.0	0	0

PUNTING	No	Yds	Avg	Net	TB	In20	Lg	B
Sauerbrun (1)	55	2080	37.8	31.1	6	16	61	0
Sullivan (3)	24	967	40.3	37.0	1	9	59	0

INTERCEPTIONS	No	Yds	Avg	Lg	TD
Woolford (7)	26	170	6.5	32	0
Carrier (6)	18	197	10.9	39	1
M. Carter (5)	7	26	3.7	15	0
Lincoln (3)	5	146	29.2	80	1
Cox (5)	3	38	12.7	26	0
Cain (7)	3	8	2.7	8	0
Mangum (6)	3	7	2.3	5	0
Joseph (1)	2	31	15.5	31	0
Spellman (4)	1	31	31.0	31	0
Minter (3)	1	2	2.0	2	1
Marshall (2)	1	0	0.0	0	0

DEFENSE	Tackles	Solo	FF	FR	PD	Sk
Cox (5)	599	432	14	5	21	31.5
Carrier (6)	599	305	9	6	70	0
M. Carter (5)	561	384	9	3	32	3
Woolford (7)	498	364	3	1	134	3
Cain (7)	471	262	3	2	21	0
Smith (7)	405	229	4	5	8	6
Zorich (5)	367	179	3	4	1	15.5
Mangum (6)	233	153	2	1	16	2.5
Spellman (4)	184	106	5	1	14	22
Lincoln (3)	157	121	1	0	27	1
Minter (3)	148	82	1	0	8	0
Fontenot (3)	101	59	2	1	2	7.5
Flanigan (2)	91	55	0	0	0	11
Simpson (3)	86	42	1	2	1	1.5
Minfield (3)	84	55	1	0	10	0
Baker (3)	53	26	0	3	3	0
Thierry (2)	43	26	2	4	6	4
Joseph (2)	42	31	1	0	4	0
Burton (2)	35	24	0	0	1	0
Marshall (2)	19	9	1	0	3	0
Williams (5)	18	9	0	0	1	1

1995 FINAL STANDINGS

NATIONAL FOOTBALL CONFERENCE

Central Division

	W	L	T	Pct.	PF	PA
Green Bay	11	5	0	.689	404	314
Detroit	10	6	0	.625	436	336
CHICAGO	9	7	0	.563	392	360
Minnesota	8	8	0	.500	412	385
Tampa Bay	7	9	0	.438	238	335

Eastern Division

	W	L	T	Pct.	PF	PA
Dallas	12	4	0	.750	435	291
Philadelphia	10	6	0	.615	318	338
Washington	6	10	0	.375	326	359
NY Giants	5	11	0	.313	300	340
Arizona	4	12	0	.250	275	422

Western Division

	W	L	T	Pct.	PF	PA
San Francisco	11	5	0	.688	457	258
Atlanta	9	7	0	.563	362	349
St. Louis	7	9	0	.438	309	418
Carolina	7	9	0	.438	289	325
New Orleans	7	9	0	.438	319	348

AMERICAN FOOTBALL CONFERENCE

Central Division

	W	L	T	Pct.	PF	PA
Pittsburgh	11	5	0	.689	407	327
Cincinnati	7	9	0	.438	349	374
Houston	7	9	0	.438	348	324
Cleveland	5	11	0	.313	289	356
Jacksonville	4	12	0	.250	275	404

Eastern Division

	W	L	T	Pct.	PF	PA
Buffalo	10	6	0	.625	350	335
Indianapolis	9	7	0	.563	331	316
Miami	9	7	0	.563	398	332
New England	6	10	0	.375	294	377
NY Jets	3	13	0	.188	233	384

Western Division

	W	L	T	Pct.	PF	PA
Kansas City	13	3	0	.813	358	241
San Diego	9	7	0	.563	321	323
Denver	8	8	0	.500	388	345
Seattle	8	8	0	.500	363	366
Oakland	8	8	0	.500	348	332

1995 NFL POST-SEASON

NFC First Round

Detroit 37, at Philadelphia 55
Atlanta 20, at Green Bay 37

NFC Second Round

Green Bay 27, at San Francisco 17
Philadelphia 11, at Dallas 30

NFC Championship Game

Green Bay 27 at Dallas 38

AFC First Round

Miami 22, at Buffalo 37
Indianapolis 35, at San Diego 20

AFC Second Round

Indianapolis 10, at Kansas City 7
Buffalo 21, at Pittsburgh 40

AFC Championship Game

Indianapolis 16, at Pittsburgh 20

SUPER BOWL XXX at Sun Devil Stadium, Tempe, Arizona
Dallas (NFC) 27, Pittsburgh (AFC) 17

AFC-NFC PRO BOWL at Honolulu, Hawaii
NFC 20, AFC 13

- Atlanta was third Wild Card based on better record against common opponents (4-2) than Chicago (3-3). (The common opponents were: Carolina, St. Louis, Detroit, and Tampa Bay).
- Philadelphia was first Wild Card based on better conference record (9-3) than Detroit (7-5).
- St. Louis finished ahead of Carolina and New Orleans based on head-to-head record (3-1, 1-3, 2-2).
- Carolina finished ahead of New Orleans based on better conference record (4-8 to 3-9).
- Indianapolis finished ahead of Miami based on head-to-head sweep (2-0).
- San Diego was first Wild Card based on head-to-head victory over Indianapolis (1-0).
- Cincinnati finished ahead of Houston based on better division record (4-4 vs. 3-5).
- Seattle finished ahead of Denver and Oakland based on best head-to-head record (3-1, 2-2, 1-3).
- Denver finished ahead of Oakland based on head-to-head sweep (2-0).

1995 FINAL STATISTICS

WON 9, LOST 7

Sept. 3	W	31-14	Minnesota	63,036
Sept. 11	L	24-27	Green Bay	64,855
Sept. 17	W	25-6	at Tampa Bay	71,507
Sept. 24	L	28-34	at St. Louis	59,679
Oct. 8	W	31-27	Carolina	59,668
Oct. 15	W	30-27	at Jacksonville	72,020
Oct. 22	W	35-32	Houston	63,545
Oct. 30	W	14-6	at Minnesota	61,238
Nov. 5	L (or)	34-37	Pittsburgh	61,838
Nov. 12	L	28-35	at Green Bay	59,996
Nov. 19	L	17-24	Detroit	61,779
Nov. 26	W	27-24	at NY Giants	70,015
Dec. 4	L	7-27	at Detroit	77,230
Dec. 10	L	10-16	at Cincinnati	38,642
Dec. 17	W	31-10	Tampa Bay	49,475
Dec. 24	W	20-14	Philadelphia	52,391

SCORING	TDs: Ru-Pa-Rt	K-PAT	FG	S	Pts
Butler	0 0 0 0	45/45	23/31	0	114
Conway	12 0 12 0				72
Salaam	10 10 0 0				60
Jennings	6 0 6 0				36
Graham	4 0 4 0				24
Green	3 3 0 0				18
Timpson	3 1 2 0				18
Flanigan	2 0 2 0				12
Wetnight	2 0 2 0				12
T.Carter	1 0 1 0				6
Kramer	1 1 0 0				6
Marshall	1 0 0 1				6
Minter	1 0 0 1				6
A.Fontenot	0 0 0 0			1	2
BEARS	46 15 29	2 45/45	23/31	1	392
OPPNTS	41 9 27	5 40/40	24/29	0	360

2-PT. CONVERSIONS: BEARS 0-1,
OPPONENTS 1-1.

SACKS: Flanigan 11.0, Spellman 8.5, Smith 4.0, Thierry 4.0, A.Fontenot 2.5, Lincoln 1.0, Mangum 1.0, Simpson 1.0, Zorich 1.0, BEARS 35.0, OPPONENTS 15.0

	Bears	Opp
TOTAL FIRST DOWNS	340	316
Rushing	116	81
Passing	201	212
Penalty	23	23
3rd Down: Made/Att	88/207	101/217
3rd Down Pct.	42.5	46.5
4th Down: Made/Att	13/19	10/17
4th Down Pct.	68.4	58.8
POSSESSION AVG.	29:55	30:05
TOTAL NET YARDS	5673	5442
Avg. Per Game	354.6	340.1
Total Plays	1030	1035
Avg. Per Play	5.5	5.3
NET YARDS RUSHING	1930	1441
Avg. Per Game	120.6	90.1
Total Rushes	492	405
NET YARDS PASSING	3743	4001
Avg. Per Game	233.9	250.1
Tackled/Yards Lost	15/95	35/239
Gross Yards	3838	4240
Att./Completions	523/315	595/374
Completion Pct.	60.2	62.9
Had Intercepted	10	16
PUNTS/AVERAGE	58/37.4	62/37.3
NET PUNTING AVG.	58/30.9	62/31.8
PENALTIES/YARDS	71/601	104/821
FUMBLES/BALL LOST	26/16	25/13
TOUCHDOWNS	46	41
Rushing	15	9
Passing	29	27
Returns	2	5

RUSHING	No	Yds	Avg	Lg	TD
Salaam	296	1074	3.6	42	10
Green	107	570	5.3	38	3
Tillman	29	78	2.7	9	0
Conway	5	77	15.4	20	0
A.Johnson	6	30	5.0	11	0
Kramer	35	39	1.1	11	1
T.Carter	10	34	3.4	7	0
Timpson	3	28	9.3	16	1
Flanigan	1	0	0.	0	0
BEARS	492	1930	3.9	42	15
OPPONENTS	405	1441	3.6	29	9

RECEIVING	No	Yds	Avg	Lg	TD
Graham	82	1301	15.9	51	4
Conway	62	1037	16.7	76	12
T.Carter	40	329	8.2	27	1
Green	28	246	8.8	28	0
Jennings	25	217	8.7	20	6
Timpson	24	289	12.0	36	2
Wetnight	24	193	8.0	22	2
A.Johnson	13	86	6.6	18	0
Salaam	7	56	8.0	18	0
Gedney	5	52	10.4	15	0
Faulkerson	2	22	11.0	12	0
Flanigan	2	6	3.0	4	2
R.Harris	1	4	4.0	4	0
BEARS	315	3838	12.2	76	29
OPPONENTS	374	4240	11.3	99	27

SCORE BY PERIOD	1	2	3	4	OT	Tot
BEARS	73	130	91	98	0	392
OPPONENTS	93	112	66	86	3	360

1995 FINAL STATISTICS

INTERCEPTIONS	No	Yds	Avg	Lg	TD
Woolford	4	21	5.3	16	0
Miniefield	3	37	12.3	37	0
Joseph	2	31	15.5	31	0
Lincoln	1	32	32.0	32	0
M. Carter	2	20	10.0	15	0
Mangum	1	2	2.0	2	0
Minter	1	2	2.0	2	1
Cox	1	1	1.0	1	0
Marshall	1	0	0.0	0	0
BEARS	16	146	9.1	37	1
OPPONENTS	10	203	20.3	98	1

KICKOFF RETURNS	No	Yds	Avg	Lg	TD
N.Lewis	42	904	21.5	52	0
Timpson	18	420	23.3	51	0
T.Carter	3	24	8.0	9	0
Green	3	29	9.7	19	0
Lundy (League)	3	39	13.0	17	0
Lundy (Bears)	1	11	11.0	11	0
Primus	2	39	19.5	22	0
Tillman	1	20	20.0	20	0
Graham	1	12	12.0	12	0
BEARS	71	1459	20.5	61	0
OPPONENTS	72	1570	21.8	54	0

PASSING	Att	Cmp	Yds	Cmp%	Yd/Att	TD	TD%	Int	Int%	Lg	Sack/Lost	Rating
Kramer	522	315	3838	60.3	7.35	29	5.6	10	1.9	76	15 / 95	93.5
Conway	1	0	0	0.0	0.00	0	0.0	0	0.0	0	0 / 0	39.6
BEARS	523	315	3838	60.2	7.34	29	5.5	10	1.9	76	15 / 95	93.4
OPPONENT	595	374	4240	62.9	7.13	27	4.5	16	2.7	99	35 / 239	88.1

DEFENSE	Tackles	Solo	Assist	FF	FR	PD	Sacks-Yds	Int-Yds
Carter, M.	158	97	61	2	1	10		2-20
Cain	119	73	46			5		
Smith	111	72	39	1	1	3	4-30	
Carrier	103	63	40		1	15		
Minter	99	55	44	1		4		1-2
Cox	84	46	38			5		1-1
Zorich	79	38	41	1	1			
Flanigan	77	46	31			1	11-75	
Lincoln	73	61	12			12	1-8	1-32
Miniefield	72	49	23			10		3-37
Spellman	66	41	25	4	1	5	8.5-53	
Mangum	46	32	14			2	1-12	1-2
Joseph	42	31	11	1		4		2-31
Simpson	37	19	18	1	2		1-10	
Woolford	35	29	6			13		4-21
Fontenot, A.	35	17	18		1		2.5-15	
Thierry	33	19	14	2	4	6	4-19	
Burton	22	18	4					
Marshall	19	9	10	1		3		1-0
Dent	1	1				1		
Hawkins	1	1						
Baker	1	1						
Johnson, K	1	1				1		
Riley	0							
Harris, S.	0							
Ireland	0							
Eilers	0							

PUNTING	No	Yds	Avg	Net	TBIn20	Lg	B
Sauerbrun	55	2080	37.8	31.1	6	16	61 0
O'Neill	3	89	29.7	26.7	0	0	39 0
BEARS	58	2169	37.4	30.9	6	16	61 0
OPPNTS	62	2311	37.3	31.8	8	21	57 2

PUNT RETURNS	Ret	FC	Yds	Avg	Lg	TD
Graham	23	14	183	8.0	39	0
Lundy	1	0	-4	-4.0	-4	0
BEARS	24	14	179	7.5	39	0
OPPONENTS	28	13	257	9.2	62	1

FIELD GOALS	1-19	20-29	30-39	40-49	50+
Butler	0/0	16/19	5/6	2/4	0/2
OPPONENTS	0/0	7/7	6/6	10/14	1/2
Butler: (21G) (20G) (24G, 37G, 22G, 27G) ()					
(23G) (25G, 21G, 20G) (28G, 22G, 47G, 35G)					
() (40G, 27G, 44wr) () (39G, 25b, 52s) (27wr, 34G, 37G) (53s) (27G) (26wr, 23G) (40wr, 27G, 28G, 37wr)					
OPPONENTS: () (32G, 38G) (43G, 40G) (45G, 25G) (21G, 49G) (47wr, 49G, 40G, 54wl) (46wl, 39G) (22G, 43G) (40G, 46G, 24G) () (43b, 25G) (22G) (42G, 36G) (28G, 37G, 39G, 42wl) (50G) ()					

See page 32 for special teams tackles.

KEY: FF - Forced Fumbles; FR - Fumbles Recovered; PD - Passes Defended
Compiled from coaches watching game films.

1995 GAME SUMMARIES

GAME 1

CHICAGO 31, MINNESOTA 14

Soldier Field (63,036)

Sunday, September 3, 1995

MINNESOTA	7	7	0	0 — 14
CHICAGO	7	7	14	3 — 31

VIKINGS — Jordan 11-yard pass from Moon (Reveiz kick) (5-53, 2:33). **BEARS** — Conway 73-yard pass from Kramer (Butler kick) (1-73, 0:21). **VIKINGS** — Smith 1-yard run (Reveiz kick) (5-15, 2:38). **BEARS** — Conway 5-yard pass from Kramer (Butler kick) (11-81, 5:19). **BEARS** — Jennings 2-yard pass from Kramer (Butler kick) (7-66, 3:22). **BEARS** — Salaam 3-yard run (Butler kick) (5-81, 2:24). **BEARS** — Butler 21-yard field goal (4-2, 1:06).

	Vikings	Bears
First downs.....	21	20
Total net yards.....	348	397
Rushes-yards.....	25-118	28-143
Att-comp-net.....	37-26-230	28-19-254
Times thrown-yds lost.....	3-17	1-8
Int-TDs.....	1-1	1-3
Punts-avg.....	6-39.5	5-38.4
Penalties-yards.....	7-61	6-31
Fumbles-lost.....	0-0	1-0
Time of possession.....	32:27	27:33

RUSHING

BEARS — Green 4-64, Salaam 10-47-1, Tillman 12-29, Kramer 1-2, T. Carter 1-1.

VIKINGS — Smith 12-66-1, Lee 4-22, Graham 7-17, Moon 2-13.

RECEIVING

BEARS — Graham 8-107, Conway 5-110-2, Jennings 2-9-1, T. Carter 1-15, Green 1-9, Timpon 1-8, Harris 1-4.

VIKINGS — Lee 8-36, Reed 6-68, Carter 5-83, Palmer 3-26, Ismail 2-18, Jordan 2-26-1.

PASSING

BEARS — Kramer 28-19-262, 3 TDs, 1 int.

VIKINGS — Moon 37-26-247, 1 TD, 1 int.

INTERCEPTIONS

BEARS — Joseph 1-30.

VIKINGS — Frank 1-30.

SACKS

BEARS — Flanigan 2-10, Spellman 1-7.

VIKINGS — Randle 1-8.

GAME 2

GREEN BAY 27, CHICAGO 24

Soldier Field (64,855)

Monday night, September 11, 1995

GREEN BAY	14	10	3	0 — 27
CHICAGO	0	7	7	10 — 24

PACKERS — Brooks 4-yard pass from Favre (Jacke kick) (14-65, 6:19). **PACKERS** — Morgan 15-yard pass from Favre (Jacke kick) (10-83, 5:06). **PACKERS** — Brooks 99-yard pass from Favre (Jacke kick) (3-99, 1:35). **BEARS** — Salaam 1-yard run (Butler kick) (10-69, 5:10). **PACKERS** — Hentrich 32-yard field goal (12-56, 4:37). **PACKERS** — Hentrich 38-yard field goal (12-63, 7:07). **BEARS** — Flanigan 2-yard pass from Kramer (Butler kick) (13-75, 5:53). **BEARS** — Salaam 8-yard run (Butler kick) (1-8, 0:05). **BEARS** — Butler 20-yard field goal (4-0, 1:23).

	Packers	Bears
First downs.....	23	17
Total net yards.....	431	243
Rushes-yards.....	36-125	24-92
Att-comp-net.....	38-21-306	25-15-151
Times thrown-yds lost.....	2-6	2-11
Int-TDs.....	1-3	1-1
Punts-avg.....	2-5.5	3-34.3
Penalties-yards.....	1-5	3-31
Fumbles-lost.....	1-0	3-1
Time of possession.....	37:17	22:43

RUSHING

BEARS — Green 10-63, Salaam 11-29-2, Johnson 1-2, Kramer 2-(-2).

PACKERS — Bennett 30-96, Levens 2-22, Favre 4-7.

RECEIVING

BEARS — Green 5-55, Conway 3-63, Graham 2-21, Johnson 2-13, T. Carter 2-8, Flanigan 1-2-1.

PACKERS — Brooks 8-161-2, Chmura 3-35, Ingram 3-27, Levens 2-24, Bennett 2-11, Mickens 1-24, Morgan 1-15-1, Thomason 1-15.

PASSING

BEARS — Kramer 25-15-162, 1 TD, 1 int.

PACKERS — Favre 37-21-312, 3 TDs, 1 int.; Detmer 1-0-0.

INTERCEPTIONS

BEARS — Butler 1-0.

PACKERS — Woolford 1-16.

SACKS

BEARS — Spellman 1-5, Flanigan 1-1.

PACKERS — Evans 1-9, White 1-2

1995 GAME SUMMARIES

GAME 3

CHICAGO 25, TAMPA BAY 6

Tampa Stadium (71,507)

Sunday, September 17, 1995

CHICAGO	3	6	13	3	25
TAMPA BAY	0	3	3	0	6

BEARS — Butler 24-yard field goal (10-53, 4:48). **BUCCANEERS** — Husted 43-yard field goal (9-41, 4:34). **BEARS** — Butler 37-yard field goal (11-60, 4:21). **BEARS** — Butler 22-yard field goal (11-72, 2:55). **BEARS** — Green 7-yard run (Butler kick) (1-7, 0:05). **BEARS** — Marshall 11-yard blocked punt return (run failed). **BUCCANEERS** — Husted 40-yard field goal (8-48, 3:42). **BEARS** — Butler 27-yard field goal (7-19, 3:36).

	Buccaneers	Bears
First downs.....	15	20
Total net yards.....	239	335
Rushes-yards.....	22-74	35-128
Att-comp-net.....	34-15-165	38-18-207
Times thrown-yds lost.....	4-23	0-0
Int-TDs.....	4-0	0-0
Punts-avg.....	4-38.5	5-43.6
Penalties-yards.....	4-30	6-36
Fumbles-lost.....	3-3	2-2
Time of possession.....	26:22	33:38

RUSHING

BEARS — Green 13-72-1, Salaam 20-55, Johnson 1-2, Kramer 1-(-1).

BUCCANEERS — Rhett 19-66, Dilfer 2-7, Ellison 1-1.

RECEIVING

BEARS — Conway 4-56, Graham 4-53, Timpson 2-31, Green 2-18, Jonshon 2-16, Wetnight 2-13, Jennings 1-11, Gedney 1-9.

BUCCANEERS — Hawkins 6-74, Copeland 2-29, Dawsey 2-29, Harris 2-28, Thomas 1-20, Moore 1-5, Ellison 1-3.

PASSING

BEARS — Kramer 38-18-207.

BUCCANEERS — Dilfer 27-11-149, 4 ints., Weldon 7-4-39.

INTERCEPTIONS

BEARS — Lincoln 1-32, M. Carter 1-15, Joseph 1-0, Woolford 1-0.

BUCCANEERS — None.

SACKS

BEARS — Thierry 2-11, Flanigan 1-4, Spellman 1-8.

BUCCANEERS — None.

GAME 4

ST. LOUIS 34, CHICAGO 28

Busch Stadium (59,679)

Sunday, September 24, 1995

CHICAGO	0	21	0	7	34
ST. LOUIS	10	7	14	3	28

RAMS — Wright 73-yard fumble return (McLaughlin kick). **RAMS** — McLaughlin 45-yard field goal (4-3, 1:57). **BEARS** — Jennings 15-yard pass from Kramer (Butler kick) (9-68, 4:55). **RAMS** — Kinchen 6-yard pass from Miller (McLaughlin kick) (12-68, 5:44). **BEARS** — Conway 20-yard pass from Kramer (Butler kick) (8-60, 3:28). **BEARS** — Timpson 12-yard pass from Kramer (Butler kick) (13-73, 2:27). **RAMS** — Cook 1-yard pass from Miller (McLaughlin kick) (14-67, 7:37). **RAMS** — Drayton 12-yard pass from Miller (McLaughlin kick) (6-69, 3:39). **BEARS** — Graham 47-yard pass from Kramer (Butler kick) (6-76, 2:55). **RAMS** — McLaughlin 25-yard field goal (10-29, 4:15).

	Rams	Bears
First downs.....	22	20
Total net yards.....	339	364
Rushes-yards.....	33-106	20-47
Att-comp-net.....	33-23-233	38-27-317
Times thrown-yds lost.....	2-16	0-0
Int-TDs.....	0-3	0-4
Punts-avg.....	3-41.3	3-35.3
Penalties-yards.....	9-60	0-0
Fumbles-lost.....	1-0	3-2
Time of possession.....	35:38	24:22

RUSHING

BEARS — Salaam 16-40, Kramer 3-6, Johnson 1-1.

RAMS — Bettis 22-74, Miller 1-13, Bailey 1-9, Wolfley 2-7, Russell 7-3.

RECEIVING

BEARS — Graham 6-145-1, Conway 6-63-1, Jennings 4-41-1, Johnson 4-18, Timpson 3-31-1, T. Carter 3-11, Gedney 1-8.

RAMS — Drayton 8-106-1, Bruce 6-83, Kinchen 3-29-1, Bailey 2-5, Cook 2-(-2)-1, Hester 1-16, Bettis 1-12.

PASSING

BEARS — Kramer 38-27-317, 4 TDs.

RAMS — Miller 31-21-231, 3 TDs; Rypien 2-2-18.

INTERCEPTIONS

BEARS — None.

RAMS — None.

SACKS

BEARS — Flanigan 1-9, A. Fontenot 1-7.

RAMS — None.

1995 GAME SUMMARIES

GAME 5

CHICAGO 31, CAROLINA 27

Soldier Field (59,668)

Sunday, October 8, 1995

CAROLINA	3	10	0	14	— 27
CHICAGO	7	7	3	14	— 31

BEARS — Conway 41-yard pass from Kramer (Butler kick) (4-62, 1:35). **PANTHERS** — Kasay 21-yard field goal (12-70, 6:56). **PANTHERS** — Carrier 66-yard pass from Collins (Kasay kick) (3-80, 1:31). **BEARS** — Jennings 1-yard pass from Kramer (Butler kick) (8-58, 2:35). **PANTHERS** — Kasay 49-yard field goal (8-41, 1:01). **BEARS** — Butler 23-yard field goal (12-74, 5:01). **PANTHERS** — Krager 1-yard fumble return (Kasay kick). **BEARS** — Wetnight 1-yard pass from Kramer (Butler kick) (9-51, 4:30). **PANTHERS** — Guliford 62-yard punt return (Kasay kick). **BEARS** — Green 1-yard run (Butler kick) (10-60, 1:59).

	Panthers	Bears
First downs.....	27	27
Total net yards.....	297	390
Rushes-yards.....	26-69	38-141
Att-comp-net.....	28-14-22	41-23-249
Times thrown-yds lost.....	0-0	1-10
Int-TDs.....	1-1	0-3
Punts-avg.....	8-42.6	7-39.6
Penalties-yards.....	9-65	5-35
Fumbles-lost.....	1-0	2-1
Time of possession.....	25:56	34:04

RUSHING

BEARS — Salaam 28-105, Green 6-19-1, Conway 1-11, Kramer 2-4, Tillman 1-2.

PANTHERS — Moore 14-43, Griffith 5-17, Workman 4-10, Christian 1-4, Collins 1-2, Carrier 1-(-7).

RECEIVING

BEARS — Conway 4-77-1, Graham 4-51, Green 4-48, T. Carter 4-35, Jennings 4-26-1, Gedney 1-15, Timpson 1-6, Wetnight 1-1-1.

PANTHERS — Carrier 5-114-1, Guliford 3-63, Metzelaars 3-12, Beebe 1-24, Campbell 1-10, Workman 1-5.

PASSING

BEARS — Kramer 41-23-259, 3 TDs.

PANTHERS — Collins 28-14-228, 1 TD, 1 int.

INTERCEPTIONS

BEARS — Woolford 1-0.

PANTHERS — None.

SACKS

BEARS — None.

PANTHERS — Krager 1-10.

GAME 6

CHICAGO 30, JACKSONVILLE 27

Gator Bowl (72,020)

Sunday, October 15, 1995

CHICAGO	3	7	10	10	— 30
JACKSONVILLE	7	3	0	17	— 27

BEARS — Butler 25-yard field goal (12-56, 4:32). **JAGUARS** — Stewart 7-yard pass from Brunell (Hollis kick) (12-72, 5:12). **JAGUARS** — Hollis 49-yard field goal (13-61, 7:01). **BEARS** — Conway 10-yard pass from Kramer (Butler kick) (7-63, 2:43). **BEARS** — Conway 6-yard pass from Kramer (Butler kick) (11-80, 5:49). **BEARS** — Butler 21-yard field goal (8-44, 3:03). **JAGUARS** — Givins 12-yard pass from Brunell (Hollis kick) (8-80, 3:28). **BEARS** — Conway 46-yard pass from Kramer (Butler kick) (4-57, 1:54). **JAGUARS** — Hollis 40-yard field goal (8-57, 3:43). **BEARS** — Butler 20-yard field goal (14-68, 6:27). **JAGUARS** — Tillman 23-yard pass from Brunell (Hollis kick) (10-60, 1:51).

	Jaguars	Bears
First downs.....	26	23
Total net yards.....	406	380
Rushes-yards.....	22-118	33-135
Att-comp-net.....	48-30-288	17-29-245
Times thrown-yds lost.....	1-14	0-0
Int-TDs.....	1-3	0-3
Punts-avg.....	1-55	1-29
Penalties-yards.....	8-51	4-46
Fumbles-lost.....	0-0	0-0
Time of possession.....	31:10	28:50

RUSHING

BEARS — Salaam 20-79, Green 7-41, T. Carter 3-13, Kramer 3-2.

JAGUARS — Stewart 16-94, Brunell 3-15, Maston 2-8, Christopherson 1-1.

RECEIVING

BEARS — Conway 4-74-3, Graham 3-52, Jennings 3-36, T. Carter 3-27, Salaam 2-25, Johnson 1-18, Wetnight 1-13.

JAGUARS — Givins 7-73-1, Jackson 6-57, Tillman 5-71-1, Griffith 4-53, Stewart 3-13-1, Keith 2-12, Maston 1-19, Dunbar 1-3, Jordan 1-2.

PASSING

BEARS — Kramer 29-17-245, 3 TDs.

JAGUARS — Brunell 48-30-302, 3 TDs, 1 int.

INTERCEPTIONS

BEARS — Woolford 1-5.

JAGUARS — None.

SACKS

BEARS — Flanagan 1-14.

JAGUARS — None.

GAME 7

CHICAGO 35, HOUSTON 32

Soldier Field (63,545)

Sunday, October 22, 1995

HOUSTON	0	15	10	7	—	32
CHICAGO	15	13	0	7	—	35

BEARS — Butler 28-yard field goal (6-31, 1:56). **BEARS** — Butler 22-yard field goal (13-79, 5:42). **BEARS** — Conway 76-yard pass from Kramer (Butler kick) (3-79, 0:56). **BEARS** — Chandler sacked by A. Fontenot for safety. **BEARS** — Salaam 1-yard run (Butler kick) (7-57, 4:26). **BEARS** — Butler 47-yard field goal (11-52, 4:52). **OILERS** — McNair 24-yard pass from Chandler (Chandler run) (6-71, 1:24). **BEARS** — Butler 35-yard field goal (6-29, 1:46). **OILERS** — Lewis 98-yard interception return (Greco kick). **OILERS** — Wycheck 1-yard run (Greco kick) (5-80, 2:22). **OILERS** — Greco 39-yard field goal (7-20, 3:12). **BEARS** — Graham 18-yard pass from Kramer (Butler kick) (12-73, 6:53). **OILERS** — Jeffries 6-yard pass from Chandler (Greco kick) (11-83, 2:54).

	Oilers	Bears
First downs.....	15	262
Total net yards.....	327	480
Rushes-yards.....	15-46	38-131
Att-comp-net.....	38-24-281	41-24-349
Times thrown-yds lost.....	2-15	0-0
Int-TDs.....	0-2	2-2
Punts-avg.....	3-45	2-39.5
Penalties-yards.....	9-65	7-75
Fumbles-lost.....	4-3	1-1
Time of possession.....	22:50	37:10

RUSHING

BEARS — Salaam 29-109-1, Conway 1-19, Green 3-5, Kramer 5-(-2).

OILERS — Butts 7-21, Thomas 4-11, McNair 1-7, Chandler 2-6, Wycheck 1-1.

RECEIVING

BEARS — Graham 9-137-1, Conway 3-111-1, Timpson 3-31, Green 3-16, T. Carter 2-22, Johnson 2-10, Jennings 1-15, Wetnight 1-7.

OILERS — Hallock 1-21, Moore 1-14, Matthews 1-8, Holman 1-6, Perriman 1-6-1, Sanders 1-4.

PASSING

BEARS — Kramer 41-24-349, 2 TDs, 2 ints.

OILERS — Chandler 38-24-296, 2 TDs.

INTERCEPTIONS

BEARS — None.

OILERS — Lewis 1-98, 1 TD.

SACKS

BEARS — Spellman 1-10, A. Fontenot 1-5.

OILERS — None.

GAME 8

CHICAGO 14, MINNESOTA 6

HHH Metrodome (61,238)

Monday night, October 30, 1995

CHICAGO	0	14	0	0	—	14
MINNESOTA	0	3	3	0	—	6

VIKINGS — Reviez 22-yard field goal (15-76, 8:11). **BEARS** — Flanigan 4-yard pass from Kramer (Butler kick) (8-78, 4:45). **BEARS** — Conway 48-yard pass from Kramer (Butler kick) (5-72, 1:07). **VIKINGS** — Reveiz 43-yard field goal (15-57, 7:51).

	Vikings	Bears
First downs.....	19	19
Total net yards.....	290	311
Rushes-yards.....	22-70	30-80
Att-comp-net.....	42-28-220	25-18-231
Times thrown-yds lost.....	4-32	0-0
Int-TDs.....	0-0	0-2
Punts-avg.....	3-41.7	4-37.3
Penalties-yards.....	5-45	2-41
Fumbles-lost.....	2-1	2-1
Time of possession.....	32:20	27:40

RUSHING

BEARS — Green 11-38, Salaam 14-36, Johnson 1-7, T. Carter 1-2, Kramer 3-(-3).

VIKINGS — Lee 7-33, Moon 3-29, Graham 8-7, Stewart 4-1.

RECEIVING

BEARS — Graham 5-73, T. Carter 4-31, Timpson 2-48, Johnson 2-11, Conway 1-48-1, Jennings 1-10, Flanigan 1-4-1, Salaam 1-4, Green 1-2.

VIKINGS — Carter 8-68, Ismail 7-49, Reed 6-78, Lee 4-27, Cooper 2-22, Jordan 1-8.

PASSING

BEARS — Kramer 25-18-231, 2 TDs.

VIKINGS — Moon 42-28-252.

INTERCEPTIONS

BEARS — None.

VIKINGS — None.

SACKS

BEARS — Mangum 1-12, Flanigan 1-7, Smith 1-6, Thierry 1-0.

VIKINGS — None.

1995 GAME SUMMARIES

GAME 9

PITTSBURGH 37, CHICAGO 34 (OT)

Soldier Field (61,838)

Sunday, November 5, 1995

PITTSBURGH	0	17	3	14	3	— 37
CHICAGO	3	7	14	10	0	— 34

BEARS — Butler 40-yard field goal (10-53, 5:24).
STEELERS — Pegram 1-yard run (Johnson kick) (14-72, 8:33). **BEARS** — Conway 6-yard pass from Kramer (Butler kick) (3-26, 1:36). **STEELERS** — Johnson 40-yard field goal (9-27, 5:26).
STEELERS — Pegram 7-yard pass from O'Donnell (Johnson kick) (3-4, 0:17). **BEARS** — T. Carter 12-yard pass from Kramer (Butler kick) (7-32, 3:34). **BEARS** — Wetrnight 14-yard pass from Kramer (Butler kick) (4-39, 2:04). **STEELERS** — Johnson 46-yard field goal (9-38, 3:06).
BEARS — Butler 27-yard field goal (5-21, 1:17).
STEELERS — Pegram 6-yard run (Johnson kick) (5-44, 2:31). **BEARS** — Minter 2-yard interception return (Butler kick). **STEELERS** — Mills 10-yard pass from O'Donnell (Johnson kick) (11-65, 2:47).
STEELERS — Johnson 24-yard field goal (13-63, 7:16).

	Steelers	Bears
First downs.....	27	20
Total net yards.....	383	343
Rushes-yards.....	32-85	29-120
Att-comp-net.....	52-34-298	28-15-223
Times thrown-yds lost.....	5-43	1-5
Int-TDs.....	2-2	3-3
Punts-avg.....	3-29.3	3-35.7
Penalties-yards.....	8-78	4-40
Fumbles-lost.....	3-2	3-2
Time of possession.....	40:25	27:54

RUSHING

BEARS — Salaam 21-63, Green 4-20, Johnson 2-18, Conway 1-18, Kramer 1-1.
STEELERS — Pegram 24-61, Williams 4-13, Mills 1-6, O'Donnell 1-2, Stewart 1-2, Thigpen 1-1.

RECEIVING

BEARS — Graham 5-111, Conway 4-55-1, Wetrnight 2-21-1, Jennings 2-15, Timpson 1-14, T. Carter 1-12-1.
STEELERS — Thigpen 10-108, Pegram 6-37-1, Johnson 4-52, Williams 4-17, Mills 3-49-1, Hastings 3-32, Hayes 2-14, Stewart 1-27, Bruener 1-5.

PASSING

BEARS — Kramer 28-15-228, 3 TDs, 3 ints.
STEELERS — O'Donnell 52-34-341, 2 TDs, 2 ints.

INTERCEPTIONS

BEARS — Minter 1-2-1, Marshall 1-0.
STEELERS — Lloyd 1-52, Perry 1-16, Williams 1-11.

SACKS

BEARS — Lincoln 1-8, Zorich 1-11, Simpson 1-10, Flanagan 1-6, Thierry 1-8.
STEELERS — Seals 1-5.

GAME 10

GREEN BAY 35, CHICAGO 28

Lambeau Field (59,996)

Sunday, November 12, 1995

CHICAGO	7	14	7	0	— 28
GREEN BAY	14	7	7	7	— 35

BEARS — Conway 21-yard pass from Kramer (Butler kick) (8-74, 5:19). **PACKERS** — Bennett 17-yard pass from Favre (Jacke kick) (7-59, 4:21). **PACKERS** — Brooks 29-yard pass from Favre (Jacke kick) (1-29, 0:06).
BEARS — Salaam 2-yard run (Butler kick) (7-79, 3:54). **PACKERS** — Levens 1-yard pass from Favre (Jacke kick) (11-58, 4:49). **BEARS** — Conway 46-yard pass from Kramer (Butler kick) (5-86, 0:55). **BEARS** — Salaam 1-yard run (Butler kick) (11-68, 6:30). **PACKERS** — Brooks 44-yard pass from Favre (Jacke kick) (1-44, 0:20). **PACKERS** — Bennett 16-yard pass from Favre (Jacke kick) (8-69, 3:48).

	Packers	Bears
First downs.....	18	26
Total net yards.....	356	444
Rushes-yards.....	17-43	33-140
Att-comp-net.....	33-25-313	38-23-304
Times thrown-yds lost.....	3-23	2-14
Int-TDs.....	0-5	1-2
Punts-avg.....	5-32.6	4-41.8
Penalties-yards.....	8-44	5-32
Fumbles-lost.....	0-0	1-0
Time of possession.....	25:12	34:48

RUSHING

BEARS — Green 16-68, Salaam 13-54-2, Timpson 1-16, Kramer 2-2, Flanagan 1-0.
PACKERS — Levens 3-26, Bennett 11-18, Favre 1-2, Brooks 1-0, Ingram 1-(-3).

RECEIVING

BEARS — Graham 7-108, Conway 6-126-2, Wetrnight 6-42, T. Carter 2-23, Green 2-19.
PACKERS — Brooks 6-138-2, Levens 5-16-1, Ingram 3-47, Chmura 3-33, Jackson 3-26, Bennett 2-33-2, Morgan 1-21, Mickens 1-15, Henderson 1-7.

PASSING

BEARS — Kramer 38-23-318, 2 TDs, 1 int.
PACKERS — Favre 33-25-336, 5 TDs.

INTERCEPTIONS

BEARS — None.

PACKERS — Butler 1-0.

SACKS

BEARS — Smith 2-16.
PACKERS — Butler 1-11, White 1-0.5, Jones 1-0.5.

1995 GAME SUMMARIES

GAME 11

DETROIT 24, CHICAGO 17

Soldier Field (61,779)

Sunday, November 19, 1995

DETROIT	7	3	7	7 — 24
CHICAGO	7	0	3	7 — 17

BEARS — Jennings 5-yard pass from Kramer (Butler kick) (5-65, 2:50). **LIONS** — Sanders 2-yard run (Hanson kick) (9-77, 4:40). **LIONS** — Hanson 25-yard field goal (15-49, 7:28). **BEARS** — Butler 39-yard field goal (11-54, 5:47). **LIONS** — Sanders 29-yard run (Hanson kick) (3-52, 1:13). **BEARS** — Kramer 1-yard run (Butler kick) (5-63, 2:25). **LIONS** — Moore 11-yard pass from Majkowski (Hanson kick) (5-58, 1:14).

	Lions	Bears
First downs.....	24	20
Total net yards.....	422	311
Rushes-yards.....	33-143	28-80
Att-comp-net.....	31-24-279	26-17-231
Times thrown-yds lost.....	1-5	0-0
Int-TDs.....	1-1	1-1
Punts-avg.....	2-45	2-29.7
Penalties-yards.....	9-93	6-43
Fumbles-lost.....	2-2	0-0
Time of possession.....	33:01	26:59

RUSHING

BEARS — Green 13-58, Salaam 12-17, T. Carter 1-3, Kramer 2-2-1.

LIONS — Sanders 24-120, Mitchell 4-14, Perriman 1-9, Majkowski 4-0.

RECEIVING

BEARS — Graham 5-109, Green 4-25, Wetnight 3-36, Timpson 2-35, Jennings 2-19, T. Carter 1-7.

LIONS — Perriman 12-142, Moore 6-68, Sloan 2-36, Morton 2-32, Sanders 2-6.

PASSING

BEARS — Kramer 26-17-231, 1 TD, 1 int.

LIONS — Majkowski 19-15-161, 1 TD; Mitchell 12-9-123, 1 int.

INTERCEPTIONS

BEARS — Miniefield 1-37.

LIONS — Raymond 1-0.

SACKS

BEARS — Flanigan 1-2.5, A. Fontenot 1-2.5.

LIONS — None.

GAME 12

CHICAGO 27, NY GIANTS 24

Giants Stadium (70,015)

Sunday, November 26, 1995

CHICAGO	7	7	3	10 — 27
NY GIANTS	7	7	3	7 — 24

BEARS — Timpson 6-yard run (Butler kick) (14-81, 7:26). **GIANTS** — Marshall 5-yard pass from Brown (Daluiso kick) (7-70, 3:53). **GIANTS** — Hampton 1-yard run (Daluiso kick) (14-80, 8:11). **BEARS** — Graham 6-yard pass from Kramer (Butler kick) (5-44, 0:55). **GIANTS** — Daluiso 22-yard field goal (6-13, 2:10). **BEARS** — Butler 34-yard field goal (11-54, 5:29). **BEARS** — Timpson 9-yard pass from Kramer (Butler kick) (8-58, 3:37). **GIANTS** — Hampton 2-yard run (Daluiso kick) (10-75, 4:49). **BEARS** — Butler 37-yard field goal (8-48, 0:41).

	Giants	Bears
First downs.....	23	26
Total net yards.....	338	409
Rushes-yards.....	34-121	30-143
Att-comp-net.....	33-17-217	39-25-266
Times thrown-yds lost.....	0-0	1-2
Int-TDs.....	1-1	0-2
Punts-avg.....	4-35.0	3-42.0
Penalties-yards.....	3-25	6-40
Fumbles-lost.....	0-0	1-1
Time of possession.....	29:42	30:18

RUSHING

BEARS — Salaam 16-76, Green 12-59, Timpson 1-6-1, Kramer 1-2.

GIANTS — Hampton 22-69-2, Brown 4-19, Walker 1-18, Elias 2-11, Wheatley 5-4.

RECEIVING

BEARS — Conway 6-89, Graham 6-56-1, Green 4-46, Wetnight 2-29, Timpson 3-23-1, Salaam 2-14, Jennings 1-8, Carter 1-3.

GIANTS — Lewis 3-77, Cross 3-33, Marshall 4-32-1, Calloway 2-20, Pierce 2-17, Way 1-14, Hampton 1-13, Douglas 1-11.

PASSING

BEARS — Kramer 38-25-268, 2 TDs; Conway 1-0-0.

GIANTS — Brown 33-17-217, 1 TD.

INTERCEPTIONS

BEARS — None.

GIANTS — None.

SACKS

BEARS — None.

GIANTS — None.

1995 GAME SUMMARIES

GAME 13

DETROIT 27, CHICAGO 7

Silverdome (77,230)

Monday night, December 4, 1995

CHICAGO	0	0	7	0—7
DETROIT	14	7	3	3—27

LIONS — Moore 46-yard pass from Mitchell (Hanson kick) (5-90, 2:13). **LIONS** — Morton 4-yard pass from Mitchell (Hanson kick) (7-62, 3:55). **LIONS** — Sanders 9-yard pass from Mitchell (Hanson kick) (8-56, 1:41). **LIONS** — Hanson 42-yard field goal (6-48, 2:49). **BEARS** — Green 11-yard run (Butler kick) (11-79, 6:05). **LIONS** — Hanson 36-yard field goal (12-61, 6:29).

	Lions	Bears
First downs.....	27	13
Total net yards.....	419	185
Rushes-yards.....	25-109	18-77
Att-comp-net.....	39-26-310	33-21-108
Times thrown-yds lost.....	1-10	4-32
Int-TDs.....	0-3	0-0
Punts-avg.....	3-49.0	5-38.2
Penalties-yards.....	7-49	6-59
Fumbles-lost.....	0-0	1-0
Time of possession.....	31:55	28:05

RUSHING

BEARS — Green 8-63-1, Kramer 3-11, Salaam 7-3.
LIONS — Sanders 23-90, Morton 1-18, Mitchell 1-1.

RECEIVING

BEARS — Graham 4-45, T.Carter 4-27, Wetnight 5-24, Jennings 2-13, Conway 2-12, Green 2-8, Salaam 1-6, Timpson 1-5.
LIONS — Moore 14-183-1, Sanders 6-93-1, Perriman 4-34, Sloan 1-6, Morton 1-4-1.

PASSING

BEARS — Kramer 33-21-140.
LIONS — Mitchell 38-26-320, 3 TDs; Sanders 1-0-0.

INTERCEPTIONS

BEARS — None.
LIONS — None.

SACKS

BEARS — Flanigan 1-10.
LIONS — Thomas 1-9, Porcher 1-9, Scroggins 1-7, London 1-7.

GAME 14

CINCINNATI 16, CHICAGO 10

Riverfront Stadium (38,642)

Sunday, December 10, 1995

CHICAGO	0	3	0	7—10
CINCINNATI	3	3	10	0—16

BENGALS — Pelfrey 28-yard field goal (14-49, 8:08). **BENGALS** — Pelfrey 37-yard field goal (5-21, 1:19). **BEARS** — Butler 27-yard field goal (14-68, 4:59). **BENGALS** — Pelfrey 39-yard field goal (9-54, 5:17). **BENGALS** — Scott 38-yard pass from Blake (Pelfrey kick) (1-38, 0:07). **BEARS** — Salaam 5-yard run (Butler kick) (8-82, 3:37).

	Bengals	Bears
First downs.....	19	17
Total net yards.....	337	302
Rushes-yards.....	26-91	26-119
Att-comp-net.....	41-30-246	36-18-183
Times thrown-yds lost.....	1-7	3-13
Int-TDs.....	0-1	0-0
Punts-avg.....	4-28.0	6-30.5
Penalties-yards.....	6-43	6-47
Fumbles-lost.....	0-0	1-1
Time of possession.....	33:46	26:14

RUSHING

BEARS — Salaam, 22-105-1, T.Carter 2-10, Kramer 2-4.
BENGALS — Green 9-42, Bienenmy 6-26, Joseph 7-15, Blake 3-4, Scott 1-4.

RECEIVING

BEARS — Graham 3-63, Conway 5-54, T.Carter 7-42, Timpson 2-24, Gedney 1-13.
BENGALS — Pickens 11-99, Scott 5-75-1, Bienenmy 3-25, Joseph 2-17, Green 6-13, McGee 2-13, Dunn 1-11.

PASSING

BEARS — Kramer 36-18-196.
BENGALS — Blake 41-30-253, 1 TD.

INTERCEPTIONS

BEARS — None.
BENGALS — None.

SACKS

BEARS — Flanigan 1-7.
BENGALS — Collins 2-11, Sawyer 1-2.

1995 GAME SUMMARIES

GAME 15

CHICAGO 31, TAMPA BAY 10

Soldier Field (49,475)

Sunday, December 17, 1995

TAMPA BAY	7	3	0	0-10
CHICAGO	7	7	10	7-31

BEARS — Salaam 15-yard run (Butler kick) (1-15, 0:06). **BUCCANEERS** — Copeland 20-yard pass from Dilfer (Husted kick) (8-62, 4:23). **BEARS** — Salaam 1-yard run (Butler kick) (12-80, 6:47). **BUCCANEERS** — Husted 50-yard field goal (7-27, 3:09). **BEARS** — Graham 47-yard pass from Kramer (Butler kick) (2-53, 0:50). **BEARS** — Butler 23-yard field goal (7-21, 3:21). **BEARS** — Salaam 3-yard run (Butler kick) (9-82, 4:52).

	Buccaneers	Bears
First downs.....	15	23
Total net yards.....	289	429
Rushes-yards.....	18-79	35-173
Att-comp-net.....	37-22-213	28-20-256
Times thrown-yds lost.....	2-13	0-0
Int-TDs.....	3-1	1-0
Punts-avg.....	4-28.3	3-36.7
Penalties-yards.....	7-66	5-45
Fumbles-lost.....	3-1	1-1
Time of possession.....	26:55	33:05

RUSHING

BEARS — Salaam 27-134-3, Conway 1-20, Tillman 5-18, Kramer 2-1.

BUCCANEERS — Dilfer 5-35, Rhett 11-33, Edmonds 1-7, Ellison 1-1.

RECEIVING

BEARS — Graham 5-102-1, Conway 8-88, T.Carter 4-39, Timpson 1-13, Gedney 1-7, Salaam 1-7.

BUCCANEERS — Copeland 6-92-1, Hawkins 3-49, Harper 3-29, Harris 4-24, Thomas 3-18, Armstrong 2-10, Rhett 1-4.

PASSING

BEARS — Kramer 28-20-256, 1 TD.
BUCCANEERS — Dilfer 37-22-226, 1 TD, 3 ints.

INTERCEPTIONS

BEARS — Miniefield 2-0, Cox 1-1.

BUCCANEERS — None.

SACKS

BEARS — Smith 1-8, Spellman 1-5.

BUCCANEERS — None.

GAME 16

CHICAGO 20, PHILADELPHIA 14

Soldier Field (52,391)

Sunday, December 24, 1995

PHILADELPHIA	0	7	0	7-14
CHICAGO	7	10	0	3-20

BEAR — Jennings 13-yard pass from Kramer (Butler kick) (2-15, 0:47). **EAGLES** — Garner 8-yard run (Anderson kick) (8-70, 3:44). **BEARS** — Butler 27-yard field goal (13-54, 5:01). **BEAR** — Jennings 1-yard pass from Kramer (Butler kick) (11-49, 6:12). **EAGLES** — Henderson fumble recovery in endzone (Anderson kick). **BEARS** — Butler 28-yard field goal (9-45, 3:40).

	Eagles	Bears
First downs.....	12	23
Total net yards.....	211	350
Rushes-yards.....	18-44	47-181
Att-comp-net.....	31-15-167	30-15-169
Times thrown-yds lost.....	4-22	0-0
Int-TDs.....	2-0	1-2
Punts-avg.....	6-39.2	1-43.0
Penalties-yards.....	6-51	0-0
Fumbles-lost.....	3-1	5-3
Time of possession.....	20:29	39:31

RUSHING

BEARS — Salaam 30-122, Tillman 11-29, Kramer 2-10, Conway 1-9, Timpson 1-6, T.Carter 2-5.

EAGLES — Garner 4-20-1, Watters 12-13, Peete 2-11.

RECEIVING

BEARS — Graham 7-75, T.Carter 1-27, Faulkerson 2-22, Timpson 2-20, Jennings 2-14-2, Conway 1-11.

EAGLES — Carpenter 6-66, Johnson 2-41, Monk 1-36, Barnett 2-17, Jones 1-17, Watters 3-12.

PASSING

BEARS — Kramer 30-15-169, 2 TDs, 1 int.

EAGLES — Peete 31-15-189, 2 ints.

INTERCEPTIONS

BEARS — M.Carter 1-5, Mangum 1-2.

EAGLES — Romanowski 1-(-2).

SACKS

BEARS — Spellman 3-16, Flanigan 1-6.

EAGLES — None.

HOW THE BEARS WERE BUILT

YEAR	DRAFT	FREE AGENTS / WAIVERS	TRADE
1996	1. Walt Harris 2. Bobby Engram 4. Paul Grasmanis 5. Chris Villarrial 6. Jon Clark 7. Marcus Keyes 7. Michael Hicks	Bryan Cox (Mia) Ed Cunningham (Ariz) Dave Krieg (Ariz) Mike Sullivan (TB) Carlos Huerta (CFL) Kent Sullivan (Wash) Greg Briggs (Dal)	
1995	1. Rashaan Salaam 2. Pat Riley 2. Todd Sauerbrun 3. Sean Harris 3. Evan Pilgrim 4. Jack Jackson 6. Kenny Gales 6. Carl Reeves	Michael Timpson (NE) Marty Carter (TB) Steve Stenstrom (KC) Mike Faulkerson (Arena League) Scotty Lewis (KC) Andre President (NE) Dennis Lundy (Hou) Mill Coleman (Pit) Brandon Bennett (Clev) Octus Polk (undrafted) Fabien Bownes (undrafted) Marlon Forbes (undrafted) Zev Lumelski (undrafted)	
1994	1. John Thierry 2. Marcus Spears 3. Jim Flanigan 4. Raymont Harris	Erik Kramer (Det) Andy Heck (Sea) James Burton (KC) Tony Carter (undrafted) Dwayne Joseph (undrafted) Anthony Marshall (undrafted)	
1993	1. Curtis Conway 2. Carl Simpson 3. Chris Gedney 4. Todd Perry 4. Myron Baker 4. Al Fontenot	Joe Cain (Sea) Robert Green (Wash) Kevin Miniefield (Det) Ryan Wetnight (undrafted) Todd Burger (undrafted)	Vinson Smith (Dal) Barry Minter (Dal)
1992	1. Alonzo Spellman 3. Jeremy Lincoln		
1991	2. Chris Zorich	Keith Jennings (Dal) James Williams (undrafted)	
1990	1. Mark Carrier 6. John Mangum		
1989	1. Donnell Woolford		
1988	None		
1987	None		
1986	None		
1985	4. Kevin Butler		

* The following 13 rookies joined the Bears as 1996 undrafted free agents:

Jason Augustino	Ed Hobbs	Michael Lowery
Don Blair	Jeff Horton	Chris Martin
Shaston Coleman	Ahmani Johnson	Bobby Neely
Andy Crowe	Seth Littleton	Clarence Sutton
		Derrick Turner

THE LAST TIME . . .

Blocked Extra Point

- By Bears — Al Fontenot, at Phil, 10/10/93 (Matt Bahr kicker)
- By Opp. — Dale Carter, at KC, 11/21/93 (Kevin Butler kicker)

Blocked Field Goal

- By Bears — Al Fontenot, vs. Det, 11/19/95 (Jason Hanson 43-yard attempt)
- By Opp. — Henry Thomas, vs. Det, 11/19/95 (Kevin Butler 25-yard attempt)

Blocked Field Goal for TD

- By Bears — Virgil Livers, vs. Raiders, 10/1/78 (Mike Spivey returned 71 yards for TD)
- By Opp. —

Blocked Punt

- By Bears — Anthony Marshall, at TB, 9/17/95 (Reggie Roby punter)
- By Opp. — Mark Logan, vs. Mia, 11/24/91 (Maury Buford punter)

Blocked Punt for TD

- By Bears — Anthony Marshall, at TB, 9/17/95 (Returned 11 yards for TD)
- By Opp. — Eric Howard, vs. NYG, 9/14/87 (Tom Flynn recovered in endzone)

Defensive Lineman Scored TD

- By Bears — Chris Zorich (DT), at Dal, 12/27/92 (42-yard fumble return)
- Jim Flanigan (DT), at Min, 10/30/95 (4-yard pass from Erik Kramer)
- By Opp. — Greg Kragen (NT), vs. Car, 10/08/95 (1-yard fumble return)

Deflected Field Goal (kick is missed but advances beyond line of scrimmage)

- By Bears — Marty Carter, at Jax, 10/15/95 (Mike Hollis 54-yard attempt)
- By Opp. —

Deflected Punt (punt advances beyond line of scrimmage)

- By Bears —
- By Opp. — Tom Beer, vs. Det, 11/19/95 (Pat O'Neill punter; 7-yard punt)

Fake Field Goal for TD

- By Bears — Curtis Conway 23-yard pass to Keith Jennings, at Mia, 11/13/94
- By Opp. — John Kidd 2-yard run, at SD, 11/14/93

Fumble Returned for TD

- By Bears — Dante Jones, vs. GB, 12/5/93, (32 yards)
- By Opp. — Jerome Henderson, vs. Phil, 12/24/95 (recovered in endzone)

Intercepted Pass Returned for TD

- By Bears — Barry Minter, vs. Pit, 11/5/95, 2 yards
- By Opp. — Darryll Lewis, vs. Hou, 10/22/95, 98 yards

Kickoff Returned for TD

- By Bears — Darren Lewis, vs. Cin, 11/8/92, 97 yards
- By Opp. — Mel Gray, at Det, 10/23/94, 102 yards

Linebacker Scored TD

- By Bears — Barry Minter, vs. Pit, 11/5/95 (2-yard interception return)
- By Opp. — Chris Spielman, at Det, 10/23/94 (25-yard fumble return)

Missed Extra Point (kick not blocked)

- By Bears — Kevin Butler, vs. TB, 12/14/91, wide right
- By Opp. — Chris Jacke, vs. GB, 10/31/94, wide right

Missed Field Goal Returned

- By Bears — Mark Carrier, vs. NO, 10/9/94 (54 yards)
- By Opp. —

Offensive Lineman Caught a Pass

- By Bears — Mark Bortz, vs. Det, 10/26/86, 8 yards
- By Opp. — Chris Hinton, vs. Atl, 10/3/93, -8 yards

Offensive Lineman Scored TD

- By Bears — William Wightkin, 1953
- By Opp. — (None since at least 1962)

continued on next page

THE LAST TIME . . .

Punt Returned for TD

- By Bears — Jeff Graham, at Min, 12/1/94, 61 yards
- By Opp. — Eric Guliford, vs. Car, 10/8/95, 62 yards

Recovered Own Onside Kick

- By Bears — John Mangum, at Det, 11/20/94 (third quarter)
- By Opp. — Mike Dumas, at Jax, 10/15/95 (fourth quarter)

Safety

- By Bears — Al Fontenot, vs. Hou, 10/22/95
- By Opp. — Kerry Goode, at TB, 11/20/88

Shutout

- By Bears — vs. Atlanta, 10/3/93, 6-0
- By Opp. — at San Francisco, 12/24/89, 26-0

3 TDs

- By Bears — Rashaan Salaam, vs. TB, 12/17/95 (3 rushing)
- By Opp. — Edgar Bennett, vs. GB, 10/31/94 (2 rushing, 1 receiving)

3 TDs Rushing

- By Bears — Rashaan Salaam, vs. TB, 12/17/95
- By Opp. — Larry Csonka, at Mia, 9/23/79

3 TDs Receiving

- By Bears — Curtis Conway, at Jax, 10/15/95
- By Opp. — Andre Rison, vs. Atl, 9/27/92

3 TD Passes

- By Bears — Erik Kramer, vs. Pit, 11/5/95
- By Opp. — Scott Mitchell, at Det, 12/4/95

4 TDs Rushing

- By Bears — Bobby Douglass, at GB, 11/4/73
- By Opp. — Jim Taylor, vs. GB, 11/4/62

4 TDs Receiving

- By Bears — Mike Ditka, at LA Rams, 10/13/63
- By Opp. — Never

4 TD Passes

- By Bears — Erik Kramer, at StL, 9/24/95
- By Opp. — Chris Miller, vs. Atl, 9/27/92

4 Field Goals

- By Bears — Kevin Butler, vs. Hou, 10/22/95 (4 for 4)
- By Opp. — Chris Jacke, at GB, 12/11/94 (4 for 4)

5 TD Passes

- By Bears — Ray Buivid, vs. Chicago Cards, 12/5/37
- By Opp. — Brett Favre, at GB, 11/12/95

5 Field Goals

- By Bears — Mac Percival, at Phil, 10/20/68 (5 for 5)
- By Opp. — Nick Lowery, vs. KC, 12/29/90 (5 for 5)

Regular season games only

THE LAST TIME . . .

100-yards Rushing

By Bears — Rashaan Salaam, vs. Phil, 12/24/95 (122 yards on 30 carries)
By Opp. — Barry Sanders, vs. Det, 11/19/95 (120 yards on 24 carries)

100-yards Receiving

By Bears — Jeff Graham, vs. TB, 12/17/95 (102 yards on 5 receptions)
By Opp. — Herman Moore, at Det, 12/4/95 (183 yards on 14 receptions)

100-yards Rushing and Receiving

By Bears — Walter Payton (104 rush, 102 rec), at LA Rams, 12/26/82
By Opp. —

2 100-yard Rushers

By Bears — Walter Payton (107) and Matt Suhey (102), vs. Det, 11/10/85
By Opp. — Norris Weese (120) and Ottis Armstrong (116), vs. Den, 12/12/76

2 100-yard Receivers

By Bears — Curtis Conway (6-126) and Jeff Graham (7-108), at GB, 11/12/95
By Opp. — Art Monk (9-152) and Gary Clark (8-124), at Wash, 11/26/89

3 100-yard Receivers

By Bears — Never
By Opp. — George Farmer (9-183), Preston Dennard (5-122), Wendell Tyler (8-102) at Rams 12/26/82

200-yards Rushing

By Bears — Walter Payton, vs. Min, 11/20/77 (275 yards on 40 carries)
By Opp. — Earl Campbell, vs. Hou, 11/16/80 (206 yards on 31 carries)

200-yards Receiving

By Bears — Johnny Morris, at Dal, 11/18/62 (201 yards on 10 receptions)
By Opp. — Bernie Casey, vs. SF, 11/13/66 (225 yards on 12 receptions)

300-yards Passing

By Bears — Erik Kramer, at GB, 11/12/95 (23 of 38 for 318; 2 TDs, 1 int.)
By Opp. — Scott Mitchell, at Det, 12/4/95 (26 of 38 for 320; 3 TDs)

400-yards Passing

By Bears — Bill Wade, at Dal, 11/18/62 (28 of 46 for 466; 2 TDs)
By Opp. — Brett Favre, vs. GB, 12/5/93 (36 of 54 for 402; 2 TDs, 3 ints.)

Back-to-back 100-yard Rushing Games

By Bears — Rashaan Salaam: vs. TB, 12/17/95 (27-134); vs. Phil, 12/24/95 (30-122)

Back-to-back 100-yard Receiving Games

By Bears — Jeff Graham: at GB, 11/12/95 (7-108); vs. Det, 11/19/95 (5-109)

Back-to-back 300-yard Passing Games

By Bears — Bill Wade: at Dal, 11/18/62 (466); at Balt, 11/25/62 (328)

SHUTOUTS

The Bears have been involved in 184 shutouts in their 76-year history. Chicago won 113 of the shutouts and lost 54 while 17 of the blankings resulted in a 0-0 tie (all before 1933). After closing the '80s with a 26-0 loss in San Francisco, the Bears have scored in every game this decade while shutting out the opposition an average of once a season.

By Month:

September	10-11- 4
October	42-15- 4
November	43-14- 4
December	16-13- 5
January	2- 1- 0
TOTAL	113-54-17

At home:	67-22-10
On the road:	46-32- 7

By Decade:

1920	48-15-13
1930	25-10- 4
1940	12- 2- 0
1950	2- 1- 0
1960	5-11- 0
1970	7-11- 0
1980	10- 4- 0
1990	4- 0- 0
TOTAL	113-54-17

The above breakdowns include playoff games — the Bears are 4-1 in post-season shutouts.

BEARS ROOKIE SEASON RECORDS

SCORING

Points

- 144* *Kevin Butler, 1985 (51 XPs, 31 FGs)*
132 Gale Sayers, 1965 (22 TDs)
72 Harlon Hill, 1954 (12 TDs)
Mike Ditka, 1961 (12 TDs)

Touchdowns

- 22* Gale Sayers, 1965
12 Harlon Hill, 1954
Mike Ditka, 1961

Field Goals

- 31 *Kevin Butler, 1985*
13 Bob Thomas, 1975
Mac Percival, 1967
10 John Aveni, 1959

RUSHING

Attempts

- 296 *Rashaan Salaam, 1995*
196 Walter Payton, 1975
166 Gale Sayers, 1965

Yards

- 1,074 *Rashaan Salaam, 1995*
1,004 Beattie Feathers, 1934
867 Gale Sayers, 1965

Touchdowns

- 14 Gale Sayers, 1965
10 *Rashaan Salaam, 1995*
8 Beattie Feathers, 1934

PASSING

Attempts

- 210 Jim McMahon, 1982
148 Bobby Douglass, 1969
130 Zeke Bratkowski, 1954

Completions

- 120 Jim McMahon, 1982
68 Bobby Douglass, 1969
67 Zeke Bratkowski, 1954
Bob Avellini, 1975

Yards

- 1,501 Jim McMahon, 1982
1,087 Zeke Bratkowski, 1954
942 Bob Avellini, 1975

Touchdowns

- 9 Jim McMahon, 1982
8 Zeke Bratkowski, 1954
6 Bob Avellini, 1975

RECEIVING

Receptions

- 56 Mike Ditka, 1961
45 Harlon Hill, 1954
40 Willie Gault, 1983

Yards

- 1,124 Harlon Hill, 1954
1,076 Mike Ditka, 1961
836 Willie Gault, 1983

Touchdowns

- 12 Harlon Hill, 1954
Mike Ditka, 1961
8 Willie Gault, 1983

INTERCEPTIONS

Interceptions

- 10 *Mark Carrier, 1990*
8 Johnny Lujack, 1948
7 Charlie Sumner, 1955

PUNTS

Punts

- 83 Dave Finzer, 1984
57 Fred Morrison, 1950
55 *Todd Sauerbrun, 1995*

Average

- 44.8 George Gulyanics, 1947
43.3 Sid Luckman, 1939
Fred Morrison, 1950

PUNT RETURNS

Returns

- 57* Lew Barnes, 1986
43 Jeff Fisher, 1981
42 Virgil Livers, 1975

Yards

- 509 Jeff Fisher, 1981
482 Lew Barnes, 1986
456 Virgil Livers, 1975

KICKOFF RETURNS

Returns

- 29 Brian Baschnagel, 1976
27 Ike Hill, 1973
26 Jack Cameron, 1984

Yards

- 754 Brian Baschnagel, 1976
660 Gale Sayers, 1965
638 Ike Hill, 1973

* NFL Record

† Tied NFL Record

BEARS POST-SEASON RECORDS

Listed below are *leaders* for the Bears post-season record book. For a complete list (three players deep) see the current Bears Post-Season Media Guide.

GAMES	played13.....Mark Bortz
	started12.....Bortz, Hilgenberg, Singletary, Van Horne
POINTS	career74..... Kevin Butler, 1985-95
	game15.....Jack Manders, vs. Wash, 12/12/37
TDs	career4.....(3 times) Last: Dennis McKinnon, 1983-85; 87-89
	game2.....(11 times) Last: Jim McMahon, vs. NE, 1/26/86
FGs	career16..... Kevin Butler, 1985-95
	game3.....(4 times) Last: Kevin Butler, vs. NO, 1/6/91
RUSHES	career180.....Walter Payton, 1975-87
	game27.....(2 times) Last: Neal Anderson, vs. NO, 1/6/91
Rush Yds	career632.....Walter Payton, 1975-87
	game119.....George McAfee, vs. GB, 12/14/41
Rush TDs	career4.....Norm Standlee, 1941
	game2.....(5 times) Last: Jim McMahon, vs. NE, 1/26/86
PASSES	career127.....Jim McMahon, 1982-88
	game44.....Jim Harbaugh, vs. Dal, 12/29/91
Completions	career70.....Jim McMahon, 1982-88
	game22.....Jim Harbaugh, vs. Dal, 12/29/91
Pass Yds	career967.....Jim McMahon, 1982-88
	game286.....Sid Luckman, vs. Wash, 12/26/43
Pass TDs	career9.....Sid Luckman, 1939-50
	game5.....Sid Luckman, vs. Wash, 12/26/43
Interceptions	career5.....Mike Tomczak, 1985-90
	game4.....Bob Avellini, at Dal, 12/26/77
RECEPTIONS	career22.....Walter Payton, 1975-87
	game9.....Tom Waddle, vs. Dal, 12/29/91
Rec. Yds	career454.....Willie Gault, 1983-87
	game129.....Willie Gault, vs. NE, 1/26/86
Rec. TDs	career4.....Dennis McKinnon, 1983-85; 87-89
	game2.....(3 times) Last: Dennis McKinnon, vs. NYG, 1/5/86
PUNTS	career29.....Maury Buford, 1985-86; 89-91
	game10.....(2 times) Last: Maury Buford, vs. LA Rams, 1/12/86
Punting Yds	career1,112.....Maury Buford, 1985-86; 89-91
	game398.....Keith Molesworth, vs. NYG, 12/17/33
PUNT RETURNS	career11.....Keith Ortego, 1985-87
	game6.....George McAfee, at LA Rams, 12/17/50
PR Yds	career108.....George McAfee, 1940-41; 45-50
	game81.....Hugh Gallarneau, vs. GB, 12/14/41
PR TDs	career1.....(2 times) Last: Shaun Gayle, vs. NYG, 1/5/86
KICK RETURNS	career17.....Dennis Gentry, 1982-92
	game7.....Don Bingham, at NYG, 12/30/56
KOR Yds	career435.....Dennis Gentry, 1982-92
	game127.....Dennis Gentry, vs. Wash, 1/3/87
KOR TDs	careerNone
INTERCEPTIONS	career4.....George McAfee, 1940-41; 45-50; Clyde Turner, 1940-51
	game2.....(6 times) Last: Gary Fencik, at SF, 1/5/85
Int. Yds	career68.....George McAfee, 1940-41; 45-50
	game61.....Larry Morris, vs. NYG, 12/29/63
Int. TDs	career1.....(5 tied) Last: Reggie Phillips, 1986
SACKS	career10.5.....Richard Dent, 1983-93; 95
(since 1970)	game3.5.....Richard Dent, vs. NYG, 1/5/86

INDIVIDUAL RECORDS

SERVICE

PLAYER

Pro Bowls (years are when Pro Bowl was played)

- 10 Mike Singletary, 1984-93
- 9 Walter Payton, 1976; 78-81; 84-87
- 8 Bill George, 1955-62
- Doug Atkins, 1958-64; 66
- Dick Butkus, 1966-73

Seasons

- 14 Bill George, 1952-65
- Doug Buffone, 1966-79
- 13 George Trafton, 1920-32
- Clyde (Bulldog) Turner, 1940-52
- Jim Osborne, 1972-84
- Walter Payton, 1975-87
- Steve McMichael, 1981-93
- Keith Van Horne, 1981-93
- 12 Last: Richard Dent, 1983-93; 95

Games

- 191 Steve McMichael, 1981-93
- 190 Walter Payton, 1975-87
- 186 Doug Buffone, 1966-79

Starts

- 184 Walter Payton, 1975-87
- 172 Mike Singletary, 1981-92
- 169 Keith Van Horne, 1981-93

Consecutive games

- 191 Steve McMichael, 1981-93
- 186 Walter Payton, 1975-87
- 179 Mike Hartenstine, 1975-86

COACH

Seasons

- 40* George Halas, 1920-29; 33-42; 46-55; 58-67
- 11 Mike Ditka, 1982-92
- 4 Hunk Anderson / Luke Johnsos (co-coaches), 1942-45
- Jim Dooley, 1968-71
- Neill Armstrong, 1978-81

Consecutive seasons

- 11 Mike Ditka, 1982-92
- 10 George Halas, 1920-29
- George Halas, 1933-42
- George Halas, 1946-55
- George Halas, 1958-67
- 4 Anderson/Johnsos, 1942-45
- Jim Dooley, 1968-71
- Neill Armstrong, 1978-81

SCORING

POINTS

Lifetime

- 1,116 Kevin Butler, 1985-95 (387 XP, 243 FG)
- 750 Walter Payton, 1975-87 (125 TD)
- 629 Bob Thomas, 1975-84 (245 XP, 128 FG)

Season

- 144 Kevin Butler, 1985 (51 XP, 31 FG)
- 132 Gale Sayers, 1965 (22 TD)
- 120 Kevin Butler, 1986 (36 XP, 28 FG)

Game

- 36 Gale Sayers, vs. SF, 12/12/65 (6 TD)
- 24 Last: Bobby Douglass, at GB, 11/4/73

Consecutive games

- 83 George Blanda, 10/28/51-11/9/58
- 66 Kevin Butler, 9/9/90-9/12/94
- 55 Bob Thomas, 12/2/79-12/16/84

TOUCHDOWNS

(Rushes-receptions-returns)

Lifetime

- 125 Walter Payton, 1975-87 (110-15-0)
- 71 Neal Anderson, 1986-93 (51-20-0)
- 59 Rick Casares, 1955-64 (49-10-0)

Season

- 22 Gale Sayers, 1965 (14-6-2)
- 16 Walter Payton, 1977; 1979 (14-2-0)
- 15 Neal Anderson, 1989 (11-4-0)

Game

- 6† Gale Sayers, vs. SF, 12/12/65 (4-1-1)
- 4 Last: Bobby Douglass, at GB, 11/4/73 (4-0-0)

Consecutive games

- 8 Rick Casares, 11/1/59-9/25/60
- 7 Ken Kavanaugh, 11/2-12/14/47
- Willie Galimore, 9/28-11/9/58
- Gale Sayers, 10/26-12/6/69
- Walter Payton, 10/3-11/14/76
- Curtis Conway, 9/24-11/12/95

EXTRA POINTS MADE

Lifetime

- 387 Kevin Butler, 1985-95
- 247 George Blanda, 1949-58
- 245 Bob Thomas, 1975-84

Season

- 52 Roger Leclerc, 1965
- 51 Kevin Butler, 1985
- 45 George Blanda, 1956
- Kevin Butler, 1995

Game

- 8 Bob Snyder, at NYG, 11/14/43
- 7 Last: Bob Thomas, vs. GB, 12/7/80

* NFL Record

† Tied NFL Record

INDIVIDUAL RECORDS

EXTRA POINT ATTEMPTS

Lifetime

- 397 **Kevin Butler, 1985-95**
- 268 Bob Thomas, 1975-84
- 250 George Blanda, 1949-58

Season

- 52 Ray (Scooter) McLean, 1947
- Roger Leclerc, 1965
- 51 **Kevin Butler, 1985**
- 47 George Blanda, 1956

Game

- 9 Bob Thomas, vs. GB, 12/7/80
- 8 Bob Snyder, at NYG, 11/14/43
- George Blanda, vs. Balt, 10/21/56
- Roger Leclerc, at Balt, 11/25/62

CONSECUTIVE EXTRA POINTS

Lifetime

- 156 George Blanda, 10/28/51-10/21/56
- 143 Mac Percival, 11/19/67-11/4/73
- 77 **Kevin Butler, 11/21/93-12/24/95**

Season

- 52 Roger Leclerc, 1965
- 51 **Kevin Butler, 1985**
- 45 **Kevin Butler, 1995**

Game

- 8 Bob Snyder, at NYG, 11/14/43
- 7 Last: Bob Jencks, at Rams, 10/13/63

FIELD GOALS MADE

Lifetime

- 243 **Kevin Butler, 1985-95**
- 128 Bob Thomas, 1975-84
- 99 Mac Percival, 1967-73

Season

- 31 **Kevin Butler, 1985**
- 28 **Kevin Butler, 1986**
- 27 **Kevin Butler, 1993**

Game

- 5 Roger Leclerc, vs. Det, 12/3/61
- Mac Percival, at Phil, 10/20/68
- 4 Last: **Kevin Butler, vs. Hou, 10/22/95**

Long

- 55 Bob Thomas, 11/23/75
- Kevin Butler, 10/25/93; 12/12/93**
- 54 **Kevin Butler, 11/14/93**
- 53 **Kevin Butler, 1/2/94**

50+ Yards (lifetime)

- 16 **Kevin Butler, 1985-95**
- 4 Bob Thomas, 1975-84
- 2 Mac Percival, 1967-73

50+ Yards (season)

- 5 **Kevin Butler, 1993**
- 4 **Kevin Butler, 1990**

FIELD GOAL ATTEMPTS

Lifetime

- 333 **Kevin Butler, 1985-95**
- 205 Bob Thomas, 1975-84
- 201 George Blanda, 1949-58

Season

- 41 **Kevin Butler, 1986**
- 38 **Kevin Butler, 1985**
- 37 **Kevin Butler, 1990**

Game

- 7 Roger Leclerc, vs. GB, 11/17/63
- 6 George Blanda, at Rams, 11/3/57
- Kevin Butler, at Min 9/19/85;**
- vs. Phil, 9/14/86; at GB, 11/8/87**

CONSECUTIVE FIELD GOALS

Lifetime

- 24 **Kevin Butler, 10/16/88-12/3/89**
- 18 **Kevin Butler, 9/14-11/16/86**
- 16 **Kevin Butler, 9/3-11/5/95**

Game (no misses)

- 5 Roger Leclerc, vs. Det, 12/3/61
- Mac Percival, at Phil, 10/20/68
- 4 Last: **Kevin Butler, vs. Hou, 10/22/95**

Games

- 13 **Kevin Butler, 11/10/85-10/12/86**
- Kevin Butler, 9/9-12/9/90**
- 12 George Blanda, 11/11/56-11/3/57
- 10 George Blanda, 11/14/54-11/20/55
- Mac Percival, 10/13/68-12/15/68

FIELD GOAL PCT.

Lifetime (25+ attempts)

- 72.9 **Kevin Butler, 1985-95, (243 of 333)**
- 62.4 Bob Thomas, 1975-84, (128 of 205)
- 54.4 Mac Percival, 1967-73, (99 of 182)

Season (10+)

- 81.6 **Kevin Butler, 1985, (31 of 38)**
- 78.9 **Kevin Butler, 1988; 1989, (15 of 19)**
- 78.5 Bob Thomas, 1984, (22 of 28)

TWO-POINT CONVERSIONS

(Since 1994)

Lifetime

- 1 **Curtis Conway, 1993-95**
- Jeff Graham, 1994-95

Season

- 1 **Curtis Conway, 1994**
- Jeff Graham, 1994

Game

- 1 **Curtis Conway, at Phil, 9/12/94**
- Jeff Graham, vs. Min, 9/18/94

SAFETIES

Lifetime

- 3 Steve McMichael, 1981-93

INDIVIDUAL RECORDS

RUSHING

ATTEMPTS

Lifetime

- 3,838* Walter Payton, 1975-87
- 1,515 Neal Anderson, 1986-93
- 1,386 Rick Casares, 1955-64

Season

- 381 Walter Payton, 1984
- 369 Walter Payton, 1979
- 339 Walter Payton, 1977; 1981

Game

- 40 Walter Payton, vs. Min, 11/20/77
- 39 Walter Payton, at Buf, 10/7/79
- 38 Walter Payton, at Dal, 11/26/81

YARDS GAINED

Lifetime

- 16,726* Walter Payton, 1975-87
- 6,166 Neal Anderson, 1986-93
- 5,657 Rick Casares, 1955-64

Season

- 1,852 Walter Payton, 1977
- 1,684 Walter Payton, 1974
- 1,610 Walter Payton, 1979

Game

- 275* Walter Payton, vs. Min, 11/20/77
- 205 Walter Payton, vs. Min, 10/30/77
- Gale Sayers, at GB, 11/3/68
- 197 Gale Sayers, vs. Min, 12/18/66

Long

- 86 Bill Osmanski, (TD) 10/15/39
- 85 Pete Stinchcomb, (TD) 11/20/21
- 82 Beattie Feathers, (TD) 10/10/34

1,000 YARDS

Seasons

- 10* Walter Payton, 1976-81; 83-86
- 3 Neal Anderson, 1988-90
- 2 Gale Sayers, 1966; 69

Consecutive seasons

- 6 Walter Payton, 1976-81
- 4 Walter Payton, 1983-86
- 3 Neal Anderson, 1988-90

200-YARD GAMES

Lifetime

- 2 Walter Payton, 1975-87
- 1 Gale Sayers, 1965-71

Season

- 2 Walter Payton, 1977
- 1 Gale Sayers, 1968

100-YARD GAMES

Lifetime

- 77* Walter Payton, 1975-87
- 20 Gale Sayers, 1965-71
- 14 Neal Anderson, 1986-93

Season

- 10 Walter Payton, 1977; 1985
- 9 Walter Payton, 1979; 1984
- 8 Walter Payton, 1980

Consecutive games

- 9 Walter Payton, 10/13-12/8/85
- 6 Walter Payton, 9/9-10/14/84
- 5 Walter Payton, 11/13-12/11/77

AVERAGE GAIN

Lifetime (250+ attempts)

- 6.6 Bobby Douglass, 1969-75
- 5.8 Beattie Feathers, 1934-37
- 5.0 Gale Sayers, 1965-71

Season (100+)

- 9.9* Beattie Feathers, 1934
- 6.9 Bobby Douglass, 1972
- 6.2 Gale Sayers, 1968

Game (10+)

- 11.8 Joe Maniaci, at Pit, 10/2/39
- 11.6 Gale Sayers, vs. Min, 12/18/66
- 11.2 Rick Casares, vs. Det, 12/16/56

TOUCHDOWNS

Lifetime

- 110* Walter Payton, 1975-87
- 51 Neal Anderson, 1986-93
- 49 Rick Casares, 1955-64

Season

- 14 Walter Payton, 1977; 1979
- Gale Sayers, 1965
- 13 Walter Payton, 1976
- 12 Rick Casares, 1956
- Neal Anderson, 1988

Game

- 4 Rick Casares, at SF, 10/28/56; vs. Pitt, 12/6/59
- Gale Sayers, vs. SF, 12/12/65
- Bobby Douglass, at GB, 11/4/73
- 3 Last: **Rashaan Salaam, vs TB, 12/17/95**

Consecutive games

- 7 Gale Sayers, 10/26-12/6/69
- Walter Payton, 10/3-11/14/76
- 6 Beattie Feathers, 9/30-10/28/34
- Johnny Lujack, 10/1-11/12/50
- Rick Casares, 11/1-12/6/59
- Gale Sayers, 11/14-12/19/65
- 5 Last: Neal Anderson, 10/7-11/11/90

INDIVIDUAL RECORDS

PASSING

QB RATING

- Lifetime (400+ attempts)**
 90.4 *Erik Kramer, 1994-95*
 80.4 Jim McMahon, 1982-88
 75.0 Sid Luckman, 1939-50
- Season (100+)**
 107.8 Sid Luckman, 1943
 97.8 Jim McMahon, 1984
 95.5 Sid Luckman, 1941

ATTEMPTS

- Lifetime**
 1,759 Jim Harbaugh, 1987-93
 1,744 Sid Luckman, 1939-50
 1,513 Jim McMahon, 1982-88
- Season**
 522 *Erik Kramer, 1995*
 478 Jim Harbaugh, 1991
 436 Vince Evans, 1981
- Game**
 57 Bill Wade, at Wash, 10/25/64
 52 Johnny Lujack, at NYG, 10/23/49
 50 Jack Concannon, at NO, 12/20/70

COMPLETIONS

- Lifetime**
 1,023 Jim Harbaugh, 1987-93
 904 Sid Luckman, 1939-50
 874 Jim McMahon, 1982-88
- Season**
 315 *Erik Kramer, 1995*
 275 Jim Harbaugh, 1991
 225 Bill Wade, 1962
- Game**
 33 Bill Wade, at Wash, 10/25/64
 31 Virgil Carter, at SF, 12/6/69
 29 Johnny Lujack, at NYG, 10/23/49
Erik Kramer, at Det, 10/23/94
- Consecutive**
 14 Steve Walsh, at Min, 12/1/94
 13 Rudy Bukich, 11/22-11/26/64
 Jim Harbaugh, at GB, 10/23/92
 12 Steve Walsh, 10/9-10/31/94
- Long**
 98 Bill Wade, at Det, 10/8/61 (TD to Farrington)
 93 Jack Concannon, vs. StL, 11/19/67 (TD to Gordon)
 91 Ed Brown, vs. SF, 10/16/60 (TD to Deweall)

COMPLETION PERCENTAGE

- Lifetime (250+ completions)**
 60.9 *Erik Kramer, 1994-95 (414 of 680)*
 58.2 Jim Harbaugh, 1987-93 (1,023 of 1,759)
 57.8 Jim McMahon, 1982-88 (874 of 1,513)
- Season (75+)**
 62.7 *Erik Kramer, 1994 (99 of 158)*
 62.4 Jim Harbaugh, 1989 (111 of 178)
 61.9 Rudy Bukich, 1964 (99 of 160)
- Game (10+)**
 90.0 Jim Harbaugh, at Rams, 1/2/94 (9 of 10)
 86.7 Bob Williams, vs. Dal, 10/12/52 (13 of 15)
 83.3 Gene Ronzani, vs. Det, 10/22/44 (10 of 12)
 Ed Brown, at Det, 11/20/55 (15 of 18)
 Bill Wade, vs. Balt, 11/8/64 (10 of 12)

YARDS

- Lifetime**
 14,686 Sid Luckman, 1939-50
 11,567 Jim Harbaugh, 1987-93
 11,203 Jim McMahon, 1982-88
- Season**
 3,838 *Erik Kramer, 1995*
 3,172 Bill Wade, 1962
 3,121 Jim Harbaugh, 1991
- Game**
 468 Johnny Lujack, 12/11/49
 466 Bill Wade, 11/18/62
 433 Sid Luckman, 11/14/43

300-YARD GAMES

- Lifetime**
 9 Bill Wade, 1961-66
 4 George Blanda, 1949-58
Erik Kramer, 1994-95
 3 Sid Luckman, 1939-50
 Johnny Lujack, 1948-51
 Vince Evans, 1977-83
- Season**
 4 Bill Wade, 1962
 3 Bill Wade, 1961
Erik Kramer, 1995
- Consecutive games**
 2 Sid Luckman, 10/12-10/19/47
 George Blanda, 10/17-10/24/54
 Bill Wade, 10/14-10/21/62; 11/18-11/25/62

DID YOU KNOW?

Despite the fact that the Bears signed 20 players who played in college last season (seven draftees and 13 free agents), Rashaan Salaam is still the youngest player on the team. He turns 22 this October 8.

INDIVIDUAL RECORDS

TOUCHDOWN PASSES

Lifetime

- 137 Sid Luckman, 1939-50
- 68 Bill Wade, 1961-66
- 67 Jim McMahon, 1982-88

Season

- 29 **Erik Kramer, 1995**
- 28 Sid Luckman, 1943
- 24 Sid Luckman, 1947

Game

- 7* Sid Luckman, at NYG, 11/14/43
- 6 Johnny Lujack, vs. Chi Cards, 12/11/49
- 5 Ray Buivid, vs. Chi Cards, 12/5/37

Consecutive games

- 19 Sid Luckman, 11/22/42-11/26/44
- 14 Sid Luckman, 10/12/47-10/17/48

PASSES INTERCEPTED

Lifetime

- 132 Sid Luckman, 1939-50
- 88 Ed Brown, 1954-61
- 70 George Blanda, 1949-58

Season

- 31 Sid Luckman, 1947
- 24 Bill Wade, 1962
- George Blanda, 1953
- 22 Johnny Lujack, 1949

Game

- 7 Edmund (Zeke) Bratkowski, at Balt, 10/2/60
- 5 Last: Larry Rakestraw, at Det, 9/22/68

PASSES NOT INTERCEPTED

Consecutive

- 174 **Erik Kramer, 11/19-12/24/95**
- 173 Jim Harbaugh, 10/28-12/9/90
- 162 **Erik Kramer, 9/11-10/22/95**

Game

- 46 Bill Wade, vs. Rams, 10/11/64
- 42 Jim Harbaugh, vs. NYJ, 9/23/91
- 41 **Erik Kramer, vs. Car, 10/8/95**

LOWEST INTERCEPTION PCT.

Lifetime (400+ attempts)

- 2.64 **Erik Kramer, 1994-95 (18 int, 680 att)**
- 3.18 Jim Harbaugh, 1987-93 (56 int, 1,759 att)
- 3.70 Jim McMahon, 1982-88 (56 int, 1,513 att)

Season (100+)

- 1.40 Jim McMahon, 1984 (2 int, 143 att)
- 1.91 **Erik Kramer, 1995 (10 int, 522 att)**
- 1.92 Jim Harbaugh, 1990 (6 int, 312 att)

AVERAGE GAIN PER ATTEMPT

Lifetime (400+ passes)

- 8.42 Sid Luckman, 1939-50
- 8.23 Bernie Masterson, 1934-40
- 7.79 Johnny Lujack, 1948-51

Season (100+)

- 10.86 Sid Luckman, 1943
- 9.924 Sid Luckman, 1941
- 9.923 Ed Brown, 1956

Game (10+)

- 17.1 Charlie O'Rourke, at Det, 11/22/42
- 16.9 Sid Luckman, at CRams, 10/5/41
- 16.7 Gene Ronzani, vs. Det, 10/22/44

RECEIVING

RECEPTIONS

Lifetime

- 492 Walter Payton, 1975-87
- 356 Johnny Morris, 1958-67
- 316 Mike Ditka, 1961-66

Season

- 93 Johnny Morris, 1964
- 82 Jeff Graham, 1995
- 75 Mike Ditka, 1964

Game

- 14 Jim Keane, at NYG, 10/23/49
- 13 Mike Ditka, at Wash, 10/25/64
- 11 Johnny Morris, at Rams, 10/11/64

Consecutive Games

- 49 Mike Ditka, 12/3/61-10/10/65
- 45 Walter Payton, 12/16/84-12/27/87
- 34 Willie Gault, 11/17/85-12/27/87

YARDS

Lifetime

- 5,059 Johnny Morris, 1958-67
- 4,616 Harlon Hill, 1954-61
- 4,538 Walter Payton, 1975-87

Season

- 1,301 Jeff Graham, 1995
- 1,200 Johnny Morris, 1964
- 1,128 Harlon Hill, 1956

Game

- 214 Harlon Hill, at SF, 10/31/54
- 201 Johnny Morris, at Dal, 11/18/62
- 198 Harlon Hill, vs. Balt, 10/21/56

Long

- 98 John Farrington (TD), 10/8/61
- 93 Dick Gordon (TD), 11/19/67
- 91 Willard Dewveall (TD), 10/16/60

* NFL Record

† Tied NFL Record

INDIVIDUAL RECORDS

1,000 YARDS

Seasons

- 2 Harlon Hill, 1954; 1956
- 1 Last: **Curtis Conway, 1995**
Jeff Graham, 1995

100-YARD GAMES

Lifetime

- 19 Harlon Hill, 1954-61
- 15 Johnny Morris, 1958-67
- 14 Mike Ditka, 1961-66

Season

- 7 Harlon Hill, 1954
Jeff Graham, 1995
- 6 Harlon Hill, 1956
Johnny Morris, 1964
- 5 Mike Ditka, 1961

Consecutive games

- 3 Harlon Hill, 11/11-11/25/56
Jeff Graham, 11/5-11/19/95
- 2 Last: Willie Gault, 9/18-9/25/83

AVERAGE GAIN

Lifetime (100+ attempts)

- 22.4 Ken Kavanaugh, 1940-41, 45-50
- 21.7 Ray (Scooter) McLean, 1940-47
- 20.4 Harlon Hill, 1954-61

Season (30+)

- 25.6 Ken Kavanaugh, 1947
- 25.0 Harlon Hill, 1954
- 24.0 Harlon Hill, 1956

Game (4+)

- 44.8 Dick Gordon, vs. StL, 11/19/67
- 37.5 Gene Schroeder, vs. Chi Cards, 12/16/51
- 37.0 Billy Stone, vs. Det, 11/23/52

TOUCHDOWNS

Lifetime

- 50 Ken Kavanaugh, 1940-41, 45-50
- 40 Harlon Hill, 1954-61
- 35 Dick Gordon, 1965-71

Season

- 13 Ken Kavanaugh, 1947
Dick Gordon, 1970
- 12 Harlon Hill, 1954
Mike Ditka, 1961
Curtis Conway, 1995
- 11 Harlon Hill, 1956

Game

- 4 Harlon Hill, at SF, 10/31/54
Mike Ditka, at Rams, 10/13/63
- 3 Last: **Curtis Conway, at Jax, 10/15/95**

Consecutive games

- 7 Ken Kavanaugh, 11/2-12/14/47
Curtis Conway, 9/24-11/12/95
- 5 Mike Ditka, 10/22-11/19/61
Dennis McKinnon, 9/8-10/5/85

INTERCEPTIONS

INTERCEPTIONS BY

Lifetime

- 38 Gary Fencik, 1976-87
- 37 Richie Petitbon, 1959-68
- 27 Bennie McRae, 1962-70

Season

- 10 **Mark Carrier, 1990**
- 9 Roosevelt Taylor, 1963
- 8 Clyde (Bulldog) Turner, 1942
Johnny Lujack, 1948
Richie Petitbon, 1963
Vestee Jackson, 1988

Game

- 3 Bob Margarita, vs. Det, 11/11/45
Johnny Lujack, at GB, 9/26/48
Richie Petitbon, at GB, 9/24/67
Curtis Gentry, vs. StL, 11/19/67
Ross Brupbacher, vs. Den, 12/12/76
Mark Carrier, at Wash, 12/9/90
- 2 Last: **Kevin Miniefield, vs. TB, 12/17/95**

Consecutive games

- 4 Last: Dave Duerson, 9/14-10/5/86

YARDS RETURNED

Lifetime

- 643 Richie Petitbon, 1959-68
- 485 Bennie McRae, 1962-70
- 483 Gary Fencik, 1976-87

Season

- 212 Richie Petitbon, 1962
- 182 JC Caroline, 1956
- 172 Don Kindt, 1953
Roosevelt Taylor, 1963

Game

- 101 Richie Petitbon, vs. Rams, 12/9/62
- 96 Clyde (Bulldog) Turner, at Wash, 10/26/47
Roosevelt Taylor, at Phil, 10/20/68
- 92 Todd Bell, vs. Det, 11/22/81

Long

- 101 Richie Petitbon, (TD) 12/9/62
- 96 Clyde (Bulldog) Turner, (TD) 10/26/47
Roosevelt Taylor, (TD) 10/20/68
- 92 Todd Bell, (TD) 11/22/81

INDIVIDUAL RECORDS

TOUCHDOWNS

Lifetime

- 4 Bennie McRae, 1962-70
- 3 Richie Petitbon, 1959-68
- Roosevelt Taylor, 1961-69

Season

- 2 Jerry Weatherly, 1950
- JC Caroline, 1956
- Bennie McRae, 1967

Game

- 1 Last: *Barry Minter, vs. Pit, 11/5/95*

PUNTING

PUNTS

Lifetime

- 878 Bob Parsons, 1972-83
- 833 Bobby Joe Green, 1962-73
- 354 Maury Buford, 1985-86; 89-91

Season

- 114* Bob Parsons, 1981
- 99 Bob Parsons, 1976
- 96 Bob Parsons, 1978

Game

- 14 Keith Molesworth, 12/10/33
- 11 Last: Dave Finzer, 12/3/84

YARDS

Lifetime

- 35,057 Bobby Joe Green, 1962-73
- 34,180 Bob Parsons, 1972-83
- 14,451 Maury Buford, 1985-86; 89-91

Season

- 4,531 Bob Parsons, 1981
- 3,726 Bob Parsons, 1976
- 3,625 Bob Parsons, 1975

Game

- 517 Keith Molesworth, vs. GB, 12/10/33
- 476 Bob Parsons, at Hou, 11/6/77
- 471 George Gulyanics, vs. GB, 11/14/48

Long

- 94 Joe Lintzenich, 11/16/31
- 87 Dave Finzer, 10/7/84
- 81 Bob Parsons, 12/4/82

GROSS AVERAGE

Lifetime (75+ punts)

- 44.5 George Gulyanics, 1947-52
- 42.1 Bobby Joe Green, 1962-73
- 41.9 Fred (Curley) Morrison, 1950-53

Season (30+)

- 46.5 Bobby Joe Green, 1963
- 44.5 Bobby Joe Green, 1964
- 44.2 George Gulyanics, 1948

Game (4+)

- 57.3 Fred Morrison, vs. Rams, 11/16/52
- 54.6 Maury Buford, vs. GB, 10/21/85
- 54.0 Maury Buford, at TB, 10/6/85

INSIDE 20

Lifetime

- 158 Bob Parsons, 1972-83
- 94 Maury Buford, 1985-86; 89-91
- 70 Chris Gardocki, 1991-94

Season

- 31 Bob Parsons, 1981
- 28 Chris Gardocki, 1993
- 26 Bob Parsons, 1979
- Dave Finzer, 1984

Game

- 5 Bob Parsons, at Hou, 11/6/77
- 4 Bob Parsons, at GB, 12/9/79
- Dave Finzer, vs. NO, 10/7/84; at SD, 12/3/84
- Maury Buford, vs. Phil, 10/2/89
- Chris Gardocki, at Phil, 10/10/93
- 3 Last: *Todd Sauerbrun, at TB, 9/17/95*

HAD BLOCKED

Lifetime

- 5 Ed Brown, 1954-61
- Bob Parsons, 1972-83
- Maury Buford, 1985-86; 89-90
- 4 Fred (Curley) Morrison, 1950-53

Season

- 2 Last: Maury Buford, 1990

Game

- 2 Jon Kilgore, at Rams, 12/8/68
- Ray Stachowicz, at Min, 12/11/83
- 1 Last: Maury Buford, vs. Mia, 11/24/91

PUNT RETURNS

RETURNS

Lifetime

- 127 Dennis McKinnon, 1983-85; 87-89
- 123 Jeff Fisher, 1981-84
- 112 George McAfee, 1940-41; 45-50

Season

- 58 Jeff Fisher, 1984
- 57 Lew Barnes, 1986
- 43 Jeff Fisher, 1981

Game

- 8 Jeff Fisher, at Det, 12/16/84
- 7 George McAfee, vs. GB, 10/15/50
- Ron Smith, at Clev, 10/15/72
- Steve Schubert, at TB, 12/4/77
- Dennis McKinnon, at GB, 12/4/83

INDIVIDUAL RECORDS

YARDS

Lifetime

- 1,431 George McAfee, 1940-41; 45-50
- 1,171 Dennis McKinnon, 1983-85; 87-89
- 1,137 Jeff Fisher, 1981-84

Season

- 509 Jeff Fisher, 1981
- 492 Jeff Fisher, 1984
- 482 Lew Barnes, 1986

Game

- 134 Gale Sayers, vs. SF, 12/12/65
- Dennis McKinnon, vs. NYG, 9/14/87
- 108 George McAfee, vs. Rams, 10/10/48
- 103 Jeff Fisher, at Det, 12/16/84

Long

- 95 Johnny Bailey (TD), vs. KC, 12/29/90
- 94 Dennis McKinnon (TD), vs. NYG, 9/14/87
- 89 Ray McLean (TD), vs. Chi Cards 10/11/42

AVERAGE

Lifetime (50+ returns)

- 12.8* George McAfee, 1940-41; 45-50
- 11.3 JR Boone, 1948-51
- 9.2 Jeff Fisher, 1981-84
- Dennis McKinnon, 1983-85; 87-89

Season (1+ per game)

- 15.8 Harry Clark, 1943
- 14.9 Gale Sayers, 1965
- 14.5 George McAfee, 1947

Game (3+)

- 36.0 George McAfee, vs. Rams, 10/10/48
- 34.0 Scooter McLean, vs. Chi Cards 10/11/42
- 26.8 Gale Sayers, vs. SF, 12/12/65
- Dennis McKinnon, vs. NYG, 9/14/87

TOUCHDOWNS

Lifetime

- 3 Ray (Scooter) McLean, 1940-47
- Steve Schubert, 1975-79
- Dennis McKinnon, 1983-85; 87-89
- 2 George McAfee, 1940-41; 45-50
- Gale Sayers, 1965-71

Season

- 2 Dennis McKinnon, 1987

Game

- 1 Last: Jeff Graham, at Min, 12/1/94

FAIR CATCHES

Lifetime

- 47 Steve Schubert, 1975-79
- 40 Jeff Fisher, 1981-84
- 32 Gale Sayers, 1965-71

Season

- 21 Steve Schubert, 1978
- 20 Jeff Fisher, 1981
- Terry Obee, 1993
- 17 Cecil Turner, 1968

Game

- 5 Johnny Bailey, at GB, 10/17/91
- Curtis Conway, at TB, 11/6/94**
- 4 Cecil Turner, vs. Min, 10/27/68
- Steve Schubert, 10/8/78; 12/10/78
- Terry Obee, vs. Min, 10/25/93
- 3 Last: Nate Lewis, vs. TB, 9/4/94

KICKOFF RETURNS

RETURNS

Lifetime

- 192 Dennis Gentry, 1982-92
- 108 Cecil Turner, 1968-73
- 91 Gale Sayers, 1965-71

Season

- 42 Nate Lewis, 1995
- 35 Nate Lewis, 1994
- 31 Cecil Turner, 1971

Game

- 8 Brian Baschnagel, at Hou, 11/6/77
- 7 Nate Lewis, at Min, 12/1/94
- 6 Last: Michael Timpson, vs. GB, 9/11/95**

YARDS

Lifetime

- 4,353 Dennis Gentry, 1982-92
- 2,781 Gale Sayers, 1965-71
- 2,616 Cecil Turner, 1968-73

Season

- 924 Ron Smith, 1972
- 904 Nate Lewis, 1995
- 874 Nate Lewis, 1994

Game

- 221 Nate Lewis, at Min, 12/1/94
- 208 Ron Smith, vs. SF, 11/19/72
- 185 Brian Baschnagel, at Hou, 11/6/77

Long

- 103 Gale Sayers, at Pit, 9/17/67 (TD)
- 100 Don Bingham, vs. LARams, 11/18/56 (TD)
- 99 Willie Galimore, at Balt, 10/4/58 (TD)
- Willie Gault, vs. Wash, 9/29/85 (TD)

* NFL Record

† Tied NFL Record

INDIVIDUAL RECORDS

AVERAGE

Lifetime (50+ returns)

- 30.6* Gale Sayers, 1965-71
- 26.6 Ron Smith, 1965; 70-72
- 24.7 Charlie Bivins, 1960-66

Season (1+ per game)

- 37.7 Gale Sayers, 1967
- 32.7 Cecil Turner, 1970
- 31.7 Walter Payton, 1975

Game (3+)

- 52.0 Cecil Turner, at NYG, 9/19/70
- 48.7 Dick Gordon, at Rams, 9/16/66
- 48.3 Gale Sayers, at SF, 12/3/67

TOUCHDOWNS

Lifetime

- 6† Gale Sayers, 1965-71
- 4 Cecil Turner, 1968-73
- 3 Dennis Gentry, 1982-92

Season

- 4† Cecil Turner, 1970
- 3 Gale Sayers, 1967
- 2 Gale Sayers, 1966

Game

- 1 Last: Darren Lewis, vs. Cin, 11/8/92

FUMBLES

FUMBLES

Lifetime

- 85 Walter Payton, 1975-87
- 38 Jim Harbaugh, 1987-93
- 35 Rick Casares, 1955-64

Season

- 15 Jim Harbaugh, 1993
- 14 Gary Huff, 1974
- 13 Carl Garrett, 1973

Game

- 4 Hugh Gallarneau, vs. Chi Cards, 12/1/46
- Rudy Bukich, at Balt, 12/5/65
- Vince Evans, at GB, 11/15/81
- Rusty Lisch, vs. GB, 12/9/84
- 3 Last: *Rashaan Salaam, vs. Phil, 12/24/95*

OWN RECOVERED

Lifetime

- 18 Walter Payton, 1975-87
- 13 Gale Sayers, 1965-71
- 10 Ed Brown, 1954-61
- Jim Harbaugh, 1987-93

Season

- 7 Gary Huff, 1974
- 6 Jack Concannon, 1970
- 5 Bobby Douglass, 1972

Game

- 3 Gary Huff, vs. Det, 9/15/74

OPPONENTS' RECOVERED

Lifetime

- 25 Dick Butkus, 1965-73
- 22 Joe Fortunato, 1955-66
- 17 Mike Hartenstine, 1975-86

Season

- 6 Dick Butkus, 1965
- 5 Ed O'Bradovich, 1962
- 4 Last: Mike Singletary, 1984

Game

- 3 Virgil Livers, at Min, 10/5/75
- John Thierry, vs. Hou, 10/22/95*
- 2 Last: Trace Armstrong, at Det, 11/25/93

YARDS RET. OWN FUMBLES

Lifetime

- 36 John Adams, 1959-62
- 24 Ike Hill, 1973-74
- 22 Ron Bull, 1962-70

Season

- 36 John Adams, 1961 (11/19)
- 24 Ike Hill, 1973 (11/12)
- 21 Ron Bull, 1962 (11/4)

Game

(Same as "Season")

Long

(Same as "Season")

YARDS RET. OPP.'S FUMBLES

Lifetime

- 128 Charlie Sumner, 1955; 58-60
- 110 Ed Sprinkle, 1944-55
- 98 George Halas, 1920-29

Season

- 101 Charlie Sumner, 1958
- 98 George Halas, 1923
- 84 Larry Brink, 1954

Game

- 98 George Halas, (TD) vs. Oorang, 11/4/23
- 86 Charlie Sumner, (TD) vs. Chi Cards, 12/7/58
- 84 Larry Brink, (TD) vs. Rams, 11/28/54

Long

(Same as "Game")

INDIVIDUAL RECORDS

TOUCHDOWNS OWN FUMBLES

Lifetime

- 2 Ken Kavanaugh, 1940-41; 45-50
Mike Ditka, 1961-66

Season

- 1 Last: Johnny Musso, 1976

Game

- 1 Last: Johnny Musso, at Det, 11/21/76

TOUCHDOWNS OPP.'S FUMBLES

Lifetime

- 2 Fred Evans, 1948
Ed Sprinkle, 1944-55

Season

- 2 Fred Evans, 1948

Game

- 2 Fred Evans, vs. Wash, 11/28/48
1 Last: Dante Jones, vs. GB, 12/5/93

SACKS

(Since 1970)

Lifetime

- 124.5 Richard Dent, 1983-93; 95
92.5 Steve McMichael, 1981-93
82.0 Dan Hampton, 1979-90

Season

- 17.5 Richard Dent, 1984
17.0 Richard Dent, 1985
15.0 Jim Osborne, 1976

Game

- 4.5 Richard Dent, vs. Raid, 11/4/84;
at Raid, 12/27/87
4.0 Jim Osborne, vs. Min, 9/23/73
3.5 Alan Page, vs. Den, 12/20/81
Jim Althoff, vs. Min, 10/11/87

Consecutive games (at least .5 sack)

- 7 **Alonzo Spellman**, 12/1/94-9/17/95
6 Steve McMichael, 10/29-12/3/89
5 Steve McMichael, 11/6-12/4/83;
10/27-11/24/91

* NFL Record

† Tied NFL Record

TAKEAWAYS

(Int & Opp. Fumbles Recovered)

Lifetime

- 50 Gary Fencik, 1976-87 (38 int, 12 fum)
47 Dick Butkus, 1965-73 (22 int, 25 fum)
44 Richie Petitbon, 1959-68 (37 int, 7 fum)

Season

- 12 Roosevelt Taylor, 1963 (9 int, 3 fum)
Mark Carrier, 1990 (10 int, 2 fum)
11 Dick Butkus, 1965 (5 int, 6 fum)
10 Richie Petitbon, 1963 (8 int, 2 fum)
Ross Brupbacher, 1976 (7 int, 3 fum)

Game

- 4 Bill George, vs. Det, 12/3/61 (2 int, 2 fum)
3 Last: **Mark Carrier**, at Wash, 12/9/90 (3 int)

NET YARDS

(Rushes, receptions, & returns)

ATTEMPTS

Lifetime

- 4,368* Walter Payton, 1975-87
1,619 Neal Anderson, 1986-93
1,579 Rick Casares, 1955-64

Season

- 427 Walter Payton, 1984
402 Walter Payton, 1979
383 Walter Payton, 1978

Game

- 41 Walter Payton, vs. Min, 11/20/77;
at Buf, 10/7/79
40 Walter Payton, at Dal, 11/26/81
39 Walter Payton, vs SD, 10/25/81

YARDS

Lifetime

- 21,803* Walter Payton, 1975-87
9,435 Gale Sayers, 1965-71
8,929 Neal Anderson, 1986-93

Season

- 2,440 Gale Sayers, 1966
2,272 Gale Sayers, 1965
2,216 Walter Payton, 1977

Game

- 339 Gale Sayers, vs. Min, 12/18/66
336 Gale Sayers, vs. SF, 12/12/65
300 Walter Payton, at NO, 12/21/75

OPP'S INDIVIDUAL RECORDS

SCORING

Points

- 40* Ernie Nevers, at Chi. Cards, 11/28/29
- 36 Dub Jones, at Clev, 11/25/51
- 24 Lenny Moore, at Balt, 10/4/58
- Jim Taylor, vs. GB, 11/4/62

Touchdowns

- 6† Ernie Nevers, at Chi. Cards, 11/28/29
- Dub Jones, at Clev, 11/25/51
- 4 Lenny Moore, at Balt, 10/4/58
- Jim Taylor, vs. GB, 11/4/62

Field goals

- 5 Curt Knight, vs. Wash, 11/14/71
- Fred Cox, vs. Min, 9/23/73
- Nick Lowery, vs. KC, 12/29/90
- 4 Last: Chris Jacke, at GB, 12/11/94

Field goal attempts

- 7 Mike Clark, vs. Dal, 11/24/68
- 6 Curt Knight, vs. Wash, 11/14/71
- Fred Cox, vs. Min, 9/23/73

Long field goal

- 60 Morten Andersen, at NO, 10/27/91
- 56 Bert Rechichar, at Balt, 9/27/53
- 55 Pat Leahy, at NY Jets, 12/14/85

RUSHING

Attempts

- 39 Jerome Bettis, at LA Rams, 1/2/94
- 35 John Stephens, at NE, 10/30/88
- 34 Eric Dickerson, at LA Rams, 11/6/83

Yards

- 206 Earl Campbell, vs. Hou, 11/16/80
- 199 Ollie Matson, vs. LA Rams, 10/11/59
- 194 Alan Ameche, at Balt, 9/25/55

Touchdowns

- 6† Ernie Nevers, at Chi. Cards, 11/28/29
- 4 Dub Jones, at Clev, 11/25/51
- Jim Taylor, vs. GB, 11/4/62
- 3 Last: Larry Csonka, at Mia, 9/23/79

Long

- 97 Bobby Gage, vs. Pit, 12/4/49 (TD)
- 90 Johnny Johnson, at NYJ, 9/25/94
- 84 Tom Harmon, vs. LA Rams, 10/13/46 (TD)
- Barry Sanders, at Det, 10/23/94

Attempts

PASSING

- 62 Randall Cunningham, vs. Phil, 10/2/89
- 55 Tommy Kramer, vs. Min, 9/19/85
- 54 John Brodie, vs. SF, 11/13/66
- Brett Favre, vs. GB, 12/5/93

Completions

- 36 Brett Favre, vs. GB, 12/5/93
- 34 Neil O'Donnell, vs. Pit, 11/5/95
- 32 Randall Cunningham, vs. Phil, 10/2/89

Yards

- 509 Vince Ferragamo, at LA Rams, 12/26/82
- 436 Tommy Kramer, at Min, 9/19/85
- 402 Brett Favre, vs. GB, 12/5/93

Touchdowns

- 5 Steve Spurrier, vs. SF, 11/19/72
- Tommy Kramer, at Min, 11/28/82
- Brett Favre, at GB, 11/12/95
- 4 Last: Chris Miller, vs. Atl, 9/27/92

Interceptions

- 5 Last: Mark Rypien, at Wash, 12/9/90

Consecutive completions

- 12 Jim Hart, at StL Cards, 9/25/77

Long

- 99† Sonny Jurgensen, vs. Wash, 9/15/68 (TD)
- Brett Favre, vs. GB, 9/11/95 (TD)
- 97 Pat Coffee, vs. Chi. Cards, 12/5/37 (TD)
- Bernie Kosar, at Clev, 10/23/89 (TD)
- 94 Eric Hipple, at Det, 10/19/81 (TD)

Times sacked

- 11 Archie Manning, vs. Min, 10/28/84
- 10 Guido Merkins, at Phil, 10/4/87
- 9 Fran Tarkenton, vs. Min, 12/17/61

RECEIVING

Receptions

- 14 Herman Moore, at Det, 12/4/95
- 13 Bob Anderson, at Den, 9/30/73
- 12 Bernie Casey, vs. SF, 11/13/66
- Brett Perriman, vs. Det, 11/19/95

Yards

- 225 Bernie Casey, vs. SF, 11/13/66
- 201 Gene Roberts, at NYG, 10/23/49
- 192 Billy Wilson, at SF, 10/23/55

Touchdowns

- 3 Last: Andre Rison, vs. Atl, 9/27/92

Long

- 99† Gerry Allen, vs. Wash, 9/15/68 (TD)
- Robert Brooks, vs. GB, 9/11/95 (TD)
- 97 Gaynell Tinsley, vs. Chi. Cards, 12/5/37 (TD)
- Webster Slaughter, at Clev, 10/23/89 (TD)
- 94 Leonard Thompson, at Det, 10/19/81 (TD)

* NFL Record

† Tied NFL Record

OPP'S INDIVIDUAL RECORDS

INTERCEPTIONS

Interceptions

- 3 Last: Reggie Sutton, vs. NO, 10/18/87

Yards

- 167 Dick Jauron, vs. Det, 11/18/73
121 Milt Davis, vs. Balt, 11/17/57
115 Bernie Parrish, at Clev, 12/11/60

Touchdowns

- 2[†] Bobby Franklin, at Clev, 12/11/60

Long

- 102 Bob Smith, at Det, 11/24/49 (TD)
99 Rick Sanford, vs. NE, 12/5/82 (TD)
98 Darryll Lewis, vs. Hou, 10/22/95 (TD)

PUNTING

Punts

- 14 Dick Nesbitt, vs. Chi. Cards, 11/30/33
11 Last: Rich Camarillo, vs. NE, 9/15/85

Average

- 61.8* Bob Cifers, vs. Det, 11/24/46
55.8 Sammy Baugh, at Wash, 11/17/40
54.5 Tommy Davis, at SF, 11/19/61

Long

- 84 Doug Russell, vs. Chi. Cards, 9/11/38
79 Tommy Davis, at SF, 11/19/61
75 Rich Camarillo, vs. NE, 9/15/85
Harold Alexander, vs. Atl, 10/3/93

PUNT RETURNS

Returns

- 7 Danny Reece, at TB, 12/2/79
6 Last: Robbie Martin, at Det, 9/12/82

Yards

- 122 Hugh McElhenny, vs. SF, 10/19/52
118 Jon Arnett, at LA Rams, 11/2/58
108 Al Dodd, at Atl, 10/13/74

Fair catches

- 7 Lem Barney, at Det, 11/21/76
5 Willie Wood, at GB, 11/15/70
Vai Sikahema, at Phil, 10/10/93

Long

- 95 Steve Odom, at GB, 11/10/74 (TD)
94 Hugh McElhenny, vs. SF, 10/19/52 (TD)
93 Veryl Switzer, vs. GB, 11/7/54 (TD)

KICKOFF RETURNS

Returns

- 7 Last: Mel Gray, vs. Hou, 10/22/95

Yards

- 202 Carver Shannon, at LA Rams, 10/13/63
184 Al Carmichael, at GB, 10/2/55
182 Buster Rhymes, at Min, 9/19/85

Long

- 106* Al Carmichael, at GB, 10/7/56 (TD)
102 Ron Jessie, at Det, 10/24/71 (TD)
Mel Gray, at Det, 10/23/94 (TD)
101 Bill Jefferson, at Det, 11/23/41 (TD)

LONGEST PLAYS AT SOLDIER FIELD

(Bears moved from Wrigley Field after the 1970 season.)

RUN

- Bears — 80 Neal Anderson, vs. GB, 11/27/88
Opp. — 68 Keith Woodside, GB, 12/17/89

PASS

- Bears — 89 Vince Evans, vs. Min, 9/21/80
Opp. — 99 Brett Favre, GB, 9/11/95

CATCH

- Bears — 89 Rickey Watts, vs. Min, 9/21/80
Opp. — 99 Robert Brooks, GB, 9/11/95

PUNT

- Bears — 87 Dave Finzer, vs. NO, 10/7/84
Opp. — 75 Harold Alexander, Atl, 10/3/93

PUNT RETURN

- Bears — 95 Johnny Bailey, vs. KC, 12/29/90
Opp. — 77 Lee Nelson, St. L, 12/16/79

KICKOFF RETURN

- Bears — 99 Willie Gault, vs. Wash, 9/29/85
Opp. — 97 Del Rodgers, GB, 12/9/84

INTERCEPTION RETURN

- Bears — 92 Todd Bell, vs. Det, 11/22/81
Opp. — 99 Rick Sanford, NE, 12/5/82

FIELD GOAL

- Bears — 55 Kevin Butler, vs. Min, 10/25/93
Opp. — 52 Fred Cox, vs. Min, 10/27/75

TEAM RECORDS — OFFENSE

WON-LOST

WINS

Highest winning percentage, season

1.000†	1934 (13 games) 13-0
	1942 (11 games) 11-0
.938	1985 (16 games) 15-1
.923	1926 (16 games) 12-1-3

Lowest winning percentage, season

.071	1969 (14 games) 1-13
.214	1973 (14 games) 3-11
.273	1953 (12 games) 3-8-1

Wins at home, season

9	1926 (11 games at Wrigley)
8	1921 (9 games at Wrigley)
	1922 (9 games at Wrigley)
	1985 (8 games at Soldier Field)
7	1933 (7 games at Wrigley)
	1986 (8 games at Soldier Field)
	1988 (8 games at Soldier Field)
	1990 (8 games at Soldier Field)

Wins on the road, season

7	1920 (9 road games)
	1934 (7 road games)
	1985 (8 road games)
	1986 (8 road games)

CONSECUTIVE GAMES

Won

17*	11/26/33—12/2/34
16	11/9/41—12/6/42

Without losing

24	11/9/41—11/14/43 (23-0-1)
----	---------------------------

Wins at home

18	11/20/32—10/20/35
----	-------------------

Wins on the road

10	9/28/41—12/6/42
----	-----------------

Lost

8	12/15/68—11/2/69; 9/25—11/2/78
---	--------------------------------

Without winning

11	11/3/29—10/5/30 (0-9-2)
----	-------------------------

Losses at home

8	11/23/69—11/8/70
---	------------------

Losses on the road

16	11/12/73—11/30/75
----	-------------------

SCORING

POINTS

Most, season

456	1985 (16 games)
409	1965 (14 games)
396	1941 (11 games)

Fewest, season

133	1933 (13 games)
141	1982 (9 games)
145	1931 (13 games)
234	1993 (16 games)

Most, game

61	vs. SF, 12/12/65 (win, 61-20)
	vs. GB, 12/7/80 (win, 61-7)
58	vs. Balt, 10/21/56 (win, 58-27)
57	at Balt, 11/25/62 (win, 57-0)

Most, first half

41	vs. Wash, 11/28/48 (20, 21)
31	vs. Wash, 9/29/85 (0, 31)

Most, second half

49	at Phil, 11/30/41 (21, 28)
33	vs. GB, 12/7/80 (13, 20)

Most, first quarter

21	vs. Chi. Cards, 10/11/42
	vs. Wash, 11/9/80
	vs. Clev, 9/7/86
	vs. Cin, 9/28/86

Most, second quarter

31	vs. Wash, 9/29/85
28	vs. GB, 12/7/80
	vs. TB, 9/26/93

Most, third quarter

27	vs. Chi. Cards, 9/5/37
24	at Min, 9/19/85

Most, fourth quarter

28	vs. Phil, 11/30/41
	vs. Min, 9/17/89
22	at Phil, 9/12/94

Margin of victory

57	at Wash, 12/8/40 (57-0)
	at Balt, 11/25/62 (57-0)
54	vs. GB, 12/7/80 (61-7)
49	vs. Det, 10/19/41 (49-0)
	at NYG, 11/14/43 (56-7)

Margin of defeat

52	at Balt, 9/27/64 (52-0)
49	at GB, 9/30/62 (49-0)
47	at Hou, 11/6/77 (47-0)

* NFL Record

† Tied NFL Record

TEAM RECORDS — OFFENSE

TOUCHDOWNS

Most, season

56	1941 (11 games)
54	1965 (14 games)
51	1985 (16 games)

Fewest, season

16	1933 (13 games)
	1982 (9 games)
22	1993 (16 games)

Most, game

9	vs. SF, 12/12/65
	vs. GB, 12/7/80
8	at NY, 11/14/43
	at Wash, 10/26/47

EXTRA POINTS MADE

Most, season

52	1965 (14 games)
51	1985 (16 games)
	1948 (12 games)
45	1995 (16 games)

Fewest, season

15	1933 (13 games)
	1932 (14 games)
16	1982 (9 games)
21	1993 (16 games)

Most, game

8	at NYG, 11/14/43 (8 of 8)
	at Wash, 10/26/47 (8 of 8)
7	at Rams, 10/13/63 (7 of 7)
	vs. SF, 12/12/65 (7 of 9)
	vs. GB, 12/7/80 (7 of 9)

Most, season (no misses)

51	1985 (16 games)
45	1995 (16 games)
34	1992 (16 games)

EXTRA POINTS MISSED

Most, season

11	1939 (11 games)
	1941 (11 games)
4	1975 (14 games) 18 of 22
	1976 (14 games) 27 of 31
3	1977 (14 games) 27 of 30
	1978 (16 games) 26 of 29
	1979 (16 games) 34 of 37
	1983 (16 games) 35 of 38

Most, game

3	at Phil, 10/13/35
	at NY, 11/8/36
	at Pit, 10/2/39
	vs. Chi. Cards, 10/12/41
	vs. Clev, 11/9/41
2	Last: vs. GB, 12/7/80

FIELD GOALS MADE

Most, season

31	1985 (16 games)
28	1986 (16 games)
27	1993 (16 games)

Fewest, season

0	1944 (10 games)
	1947 (12 games)
8	1969 (14 games)
9	1974 (14 games)
	1982 (9 games)
12	1976 (14 games)
	1981 (16 games)

Most, game

5	vs. Det, 12/3/61
	at Phil, 10/20/68
4	Last: vs. Hou, 10/22/95

FIELD GOALS ATTEMPTED

Most, season

41	1986 (16 games)
38	1985 (16 games)
37	1990 (16 games)

Fewest, season

0	1944 (10 games)
13	1974 (14 games)
18	1980 (16 games)

Most, game

7	vs. GB, 11/17/63
6	Last: at GB, 11/8/87

FIELD GOALS MISSED

Most, season

18	1971 (14 games) 15 of 33
15	1965 (14 games) 11 of 26
14	1970 (14 games) 20 of 34
13	1976 (14 games) 12 of 25
	1977 (14 games) 14 of 27
12	1983 (16 games) 13 of 25

Fewest, season

4	1988 (16 games) 15 of 19
	1989 (16 games) 15 of 19
	1974 (16 games) 9 of 13
5	1980 (16 games) 13 of 18
	1978 (16 games) 17 of 22

Most, game

4	Last: vs. Phil, 9/14/86 (2 of 6)
3	Last: vs. Pit, 11/30/86 (2 of 5)

TWO-POINT CONVERSIONS (since 1994)

Most, season

2	1994 (16 games)
---	-----------------

Most, game

1	at Phil, 9/11/94
	vs. Min, 9/18/94

TEAM RECORDS — OFFENSE

SAFETIES

Most, season

3	1985 (16 games)
2	Last: 1986 (16 games)

Most, game

2	vs. Pit, 11/9/69
1	Last: vs. Hou, 10/11/95

TIME OF POSS.

TIME OF POSSESSION (since 1978)

Highest average, season

35:08	1984 (16 games)
34:33	1985 (16 games)
33:38	1994 (16 games)

Lowest average, season

28:36	1993 (16 games)
29:15	1992 (16 games)
29:28	1982 (9 games)

Highest, game

48:50	vs. SD, 10/25/81 (OT)
45:32	vs. Mia, 9/4/88
44:12	vs. Det, 11/20/94

Lowest, game

18:01	at Dal, 12/27/92
19:20	at LA Rams, 1/2/94
20:52	vs. NE, 10/14/79

FIRST DOWNS

TOTAL

Most, season

343	1985 (16 games)
340	1995 (16 games)
319	1987 (15 games)

Fewest, season

114	1937 (11 games)
115	1933 (13 games)
153	1982 (9 games)
226	1993 (16 games)

Most, game

33	vs. GB, 12/7/80
30	at NY Yanks, 12/9/51
28	at Min, 11/11/91

Fewest, game

2	vs. GB, 12/10/33
4	vs. Det, 11/22/81
5	vs. NE, 10/14/79

RUSHING

Most, season

176	1985 (16 games)
166	1986 (16 games)
164	1984 (16 games)

Fewest, season

55	1970 (14 games)
56	1982 (9 games)
88	1994 (16 games)

Most, game

19	vs. GB, 11/6/55 at GB, 10/30/77
18	vs. Det, 11/10/85
17	Last: vs. Mia, 9/4/88

Fewest, game

0	vs. Chi. Cards, 10/14/45 at Balt, 10/5/57 at GB, 12/11/94
1	vs. Det, 11/22/81

PASSING

Most, season

201	1995 (16 games)
168	1991 (16 games)
165	1994 (16 games)

Fewest, season

41	1940 (11 games)
48	1942 (11 games)
54	1972 (14 games)
83	1982 (9 games)
98	1979 (16 games)

Most, game

21	at Dal, 11/18/62
17	vs. Car, 10/8/95 vs. Hou, 10/22/95
16	at NYG, 11/26/95

Fewest, game

0	vs. GB, 11/7/37 at GB, 9/28/41
2	Last: at Min, 9/12/93

BY PENALTY

Most, season

42*	1987 (15 games)
32	1963 (14 games) 1988 (16 games)
29	1991 (16 games)

Fewest, season

5	1939 (11 games)
12	1972 (14 games) 1977 (14 games)
14	1982 (9 games)
15	1993 (16 games)

Most, game

9	at Clev, 11/25/51
7	at TB, 9/8/91
6	vs. Det, 11/22/87 at GB, 10/25/92

TEAM RECORDS — OFFENSE

NET YARDS

(Rushing and passing)

YARDS

Most, season

5,837	1985 (16 games)
5,830	1983 (16 games)
5,673	1995 (16 games)

Fewest, season

2,493	1982 (9 games)
2,641	1937 (11 games)
3,129	1973 (14 games)
3,717	1993 (16 games)

Most, game

682	at NYG, 11/14/43
596	vs. Chi. Cards, 12/11/49
594	vs. GB, 12/7/80

Fewest, game

24	vs. Det, 11/22/81
66	at Den, 12/5/71
75	at Det, 10/28/62

RUSHING

ATTEMPTS

Most, season

674	1984 (16 games)
634	1978 (16 games)
627	1979 (16 games)

Fewest, season

275	1982 (9 games)
353	1954 (12 games)
	1970 (14 games)
485	1987 (15 games)
487	1994 (16 games)

Most, game

72*	vs. Brk, 10/20/35
63	vs. Min, 10/20/77
62	vs. Buf, 10/7/79

Fewest, game

11	at Phil, 9/12/94
13	vs. GB, 11/22/92
14	Last: at GB, 12/11/94

YARDS

Most, season

2,974	1984 (16 games)
2,847	1934 (13 games)
2,761	1985 (16 games)

Fewest, season

988	1982 (9 games)
1,588	1994 (16 games)
1,930	1995 (16 games)

Most, game

408	vs. Brk, 10/20/35
406	vs. GB, 11/6/55
375	at GB, 10/30/77

Fewest, game

1	at LA Rams, 10/26/52
27	at GB, 12/11/94

AVERAGE

Highest, season

5.19	1934 (13 games)
4.75	1968 (14 games)
4.52	1985 (16 games)

Lowest, season

3.08	1953 (12 games)
3.09	1970 (14 games)
3.26	1994 (16 games)

Highest, game

13.75	at Cin, 9/30/34
6.94	at GB, 10/30/77 (54 for 375)
6.34	at Cin, 9/28/86 (35 for 222)

Lowest, game

0.03	at LA Rams, 10/26/52
1.86	at Dal, 12/27/92 (15 for 28)

TOUCHDOWNS

Most, season

30	1941 (11 games)
27	1985 (16 games)
25	1988 (16 games)

Fewest, season

3	1933 (13 games)
	1970 (14 games)
5	1982 (9 games)
10	1993 (16 games)
	1994 (16 games)

Most, game

6	vs. Det, 10/19/41
5	vs. Mia, 9/4/88
4	Last: at TB, 10/8/89

* NFL Record

† Tied NFL Record

TEAM RECORDS — OFFENSE

FUMBLES

Most, season

56†	1938 (11 games)
40	1972 (14 games)
	1973 (14 games)
37	1988 (16 games)

Fewest, season

16	1963 (14 games)
	1982 (9 games)
21	1979 (16 games)
	1994 (16 games)

Most, game

8	at Chi. Cards, 9/11/38
	at NYG, 12/18/77
7	at Balt, 12/5/65
	vs. GB, 10/21/85

FUMBLES LOST

Most, season

26	1973 (14 games)
----	-----------------

Fewest, season

8	1978 (16 games)
	1982 (9 games)
10	1956 (12 games)
	1960 (12 games)
	1992 (16 games)
	1994 (16 games)

Most, game

5	vs. Dal, 9/16/73
4	at Pit, 9/17/67
	at GB, 11/10/74
	vs. GB, 9/6/81
	vs. GB, 10/21/85

TOUCHDOWNS ON FUMBLES

Most, season

5	1942 (11 games)
2	Last: 1986

Most, game

2	vs. Wash, 11/28/48
1	Last: vs. GB, 12/5/93

OWN RECOVERED

Most, season

37*	1938 (11 games)
20	1981 (16 games)
19	1942 (11 games)
	1977 (14 games)

Fewest, season

5	1955 (12 games)
	1963 (14 games)
6	1989 (16 games)
8	1979 (16 games)

Most, game

7	at Chi. Cards, 9/11/38
	at NYG, 12/18/77
6	at GB, 11/15/81
5	at Min, 10/5/75

PASSING

ATTEMPTS

Most, season

523	1995 (16 games)
502	1994 (16 games)
497	1991 (16 games)

Fewest, season

147	1937 (11 games)
205	1972 (14 games)
262	1982 (9 games)
352	1978 (16 games)

Most, game

59	at NYG, 10/23/49
58	at Wash, 10/25/64
48	at Det, 10/23/94

Fewest, game

4	vs. Det, 10/15/67
7	vs. TB, 11/26/78
8	vs. Buf, 10/7/79
	vs. Det, 10/19/80

COMPLETIONS

Most, season

315	1995 (16 games)
308	1994 (16 games)
286	1991 (16 games)

Fewest, season

56	1937 (11 games)
78	1972 (14 games)
186	1978 (16 games)

Most, game

34	at NYG, 10/23/49
33	at Wash, 10/25/64
29	at Det, 10/23/94

Fewest, game

1	Last: at Phil, 12/10/72
---	-------------------------

* NFL Record

† Tied NFL Record

TEAM RECORDS — OFFENSE

COMPLETION PERCENTAGE

Highest, season

61.4	1994 (16 games)	308 of 502
60.2	1995 (16 games)	315 of 523
59.3	1993 (16 games)	230 of 388

Lowest, season

29.7	1934 (13 games)	57 of 192
38.0	1972 (14 games)	78 of 205
44.2	1976 (14 games)	123 of 278
44.9	1973 (14 games)	136 of 303
45.4	1981 (16 games)	222 of 469

Highest, game (10+)

83.3	vs. GB, 12/7/80 (20 of 24)
77.1	vs. Min, 9/18/94 (27 of 35)
75.0	at Det, 9/12/78 (9 of 12)
	vs. Atl, 9/27/92 (18 of 24)

Lowest, game (10+)

11.7	vs. Den, 12/12/76 (2 of 17)
21.7	vs. KC, 12/29/90 (5 of 23)
23.3	at KC, 11/8/81 (7 of 30)
	vs. Det, 11/22/81 (7 of 30)

NET YARDS (Gross yards minus sack yards)

Most, season

3,743	1995 (16 games)
3,120	1991 (16 games)
3,091	1994 (16 games)
3,104	1954 (12 games)

Fewest, season

955	1934 (13 games)
1,108	1972 (14 games)
1,505	1982 (9 games)
1,933	1978 (16 games)

Most, game

488	at NYG, 11/14/43
468	vs. Chi. Cards, 12/11/49

Fewest, game

-20	vs. Det, 11/22/81
-16	at Hou, 11/6/77

TIMES SACKED

Most, season

55	1969 (14 games)
52	1983 (16 games)
49	1971 (14 games)
	1973 (14 games)

Fewest, season

15	1995 (16 games)
20	1963 (14 games)
24	1968 (14 games)
	1986 (16 games)
	1988 (16 games)

Most, game

9	at Min, 11/2/69
	at Den, 12/5/71
	vs. Min, 10/25/93

YARDS LOST

Most, season

439	1969 (14 games)
395	1973 (14 games)
392	1971 (14 games)
359	1974 (14 games)
358	1983 (16 games)

Fewest, season

95	1995 (16 games)
109	1947 (12 games)
139	1994 (16 games)

Most, game

78	at Min, 11/2/69
70	at Den, 12/5/71

TOUCHDOWN PASSES

Most, season

29	1947 (12 games)
	1995 (16 games)
23	1987 (16 games)
22	1964 (14 games)

Fewest, season

5	1950 (12 games)
6	1973 (14 games)
7	1978 (16 games)
	1993 (16 games)

Most, game

7†	at NYG, 11/14/43
4	Last: at StL Rams, 9/24/95

DID YOU KNOW?

The Bears host the Chargers on Saturday, December 14. Since San Diego's last visit — 15 years ago on October 25, 1981 — every other NFL team has played the Bears in Soldier Field (except Jacksonville which joined the league just last season).

TEAM RECORDS — OFFENSE

HAD INTERCEPTED

Most, season

35	1947 (12 games)
	1954 (12 games)
28	1978 (16 games)

Fewest, season

10	1995 (16 games)
11	1941 (11 games)
	1982 (9 games)

Most, game

8	at Det, 9/22/68
7	vs. LA Rams, 10/9/49
	at Balt, 10/2/60
	at Clev, 12/22/60

Returned for TD, season

6*	1992 (16 games)
----	-----------------

INTERCEPTION PERCENTAGE

Highest, season

14.95	1942 (11 games)
7.95	1978 (16 games) 28 of 352

Lowest, season

1.91	1995 (16 games) 10 int, 523 att.
2.79	1990 (16 games) 12 int, 430 att.
3.25	1988 (16 games) 13 int, 461 att

PUNTING

PUNTS

Most, season

114*	1981 (16 games)
100	1976 (14 games)
96	1978 (16 games)

Fewest, season

32	1941 (11 games)
38	1947 (12 games)
58	1965 (14 games)
	1995 (16 games)

Most, game

17	vs. GB, 10/22/33
14	vs. GB, 12/10/33
11	Last: at SD, 12/3/84

Fewest, game

0	vs. GB, 11/6/55
	at NYG, 11/28/65
	vs. Det, 10/1/72

GROSS AVERAGE

Highest, season

46.5	1963 (14 games)
45.5	1964 (14 games)
43.0	1992 (16 games)
	1956 (14 games)

Lowest, season

35.7	1945 (10 games)
36.2	1983 (16 games)
36.9	1976 (14 games)

Highest, game (4+ punts)

57.3	vs. LA Rams, 11/16/52
54.6	vs. GB, 10/21/85
54.0	at TB, 10/6/85

Lowest, game (4+)

22.1	at Min, 10/10/76
25.0	at Card-Pitt, 12/3/44
26.4	vs. GB, 10/21/74

PUNT RETURNS

RETURNS

Most, season

64	1984 (16 games)
60	1950 (12 games)
57	1986 (16 games)

Fewest, season

19	1968 (14 games)
22	1967 (14 games)
23	1992 (16 games)

Most, game

11	vs. Chi. Cards, 10/8/50
8	at Det, 12/16/84
	vs. NE 9/16/85

YARDS

Most, season

781	1948 (12 games)
561	1984 (16 games)
518	1981 (16 games)

Fewest, season

81	1968 (14 games)
97	1966 (14 games)
142	1982 (9 games)
176	1992 (16 games)

TEAM RECORDS — OFFENSE

Most, game

151	vs. Chi. Cards, 10/12/41
134	vs. SF, 12/12/65
	vs. NYG, 9/14/87
103	at Det, 12/16/84

Fewest, game

-6	vs. Min, 12/19/65
-5	vs. GB, 10/16/66
	vs. Dal, 11/24/68

AVERAGE

Highest, season

20.2	1941 (11 games)
11.5	1981 (16 games)
11.1	1990 (16 games)

Lowest, season

3.4	1957 (12 games)
3.9	1966 (14 games)
6.7	1989 (16 games)

TOUCHDOWNS

Most, season

2	1941 (11 games)
	1987 (15 games)

Most, game

1	Last: at Min, 12/1/94
---	-----------------------

FAIR CATCHES

Most, season

28	1967 (14 games)
----	-----------------

Fewest, season

3	1975 (14 games)
---	-----------------

Most, game

6	at St. L, 10/31/66
	vs. Min, 12/10/67
5	Last: at TB, 11/6/94

KICKOFF RETURNS

RETURNS

Most, season

74	1975 (14 games)
73	1989 (16 games)
71	1995 (16 games)

Fewest, season

20	1942 (11 games)
26	1963 (14 games)
34	1982 (9 games)
43	1985 (16 games)

Most, game

10	at Chi. Cards, 11/27/55
9	at SF, 12/23/91
	at GB, 12/11/94
8	Last: vs. Pit, 11/5/95

Fewest, game

0	Last: at TB, 11/6/94
---	----------------------

YARDS

Most, season

1,644	1975 (14 games)
1,534	1989 (16 games)
1,528	1972 (14 games)

Fewest, season

424	1963 (14 games)
632	1982 (9 games)
879	1990 (16 games)

Most, game

304	vs. GB, 11/9/52
251	at Pit, 9/17/67
226	at Atl, 10/14/73

Fewest, game

0	Last: at TB, 11/6/94
---	----------------------

AVERAGE

Highest, season

29.4*	1972 (14 games)
27.9	1966 (14 games)
25.3	1985 (16 games)

Lowest, season

16.3*	1963 (14 games)
	1990 (16 games)
16.4	1983 (16 games)

TOUCHDOWNS

Most, season

4†	1970 (14 games)
3	1967 (14 games)

Most, game

2†	at GB, 9/22/40
	vs. GB, 11/9/52

* NFL Record

† Tied NFL Record

TEAM RECORDS — OFFENSE

PENALTIES

PENALTIES

Most, season

122	1948 (12 games)
121	1981 (16 games)
114	1976 (14 games)
	1984 (16 games)

Fewest, season

57	1955 (12 games)
58	1982 (9 games)
66	1994 (16 games)

Most, game

22†	at Phil, 11/26/44
16	at Balt, 12/5/65
	at Den, 10/16/78
	at TB, 10/21/84

Fewest, game

0†	at Clev, 10/9/38
	vs. Min, 10/23/72
	at Det, 11/28/91
	at StL Rams, 9/24/95
	vs. Phil, 12/24/95
1	Last: at GB, 12/11/94

YARDS PENALIZED

Most, season

1,194	1968 (14 games)
1,005	1981 (16 games)
984	1976 (14 games)

Fewest, season

422	1982 (9 games)
498	1955 (12 games)
503	1994 (16 games)

Most, game

170	at Phil, 11/26/44
147	vs. Wash, 10/3/67
	at Den, 10/16/78
144	vs. Rams, 10/10/77

Fewest, game

0†	at Clev, 10/9/38
	vs. Min, 10/23/72
	at Det, 11/28/91
	at StL Rams, 9/24/95
	vs. Phil, 12/24/95
5	Last: at GB, 12/11/94

* NFL Record

† Tied NFL Record

AIR MILES

Planning to follow the Bears on the road? The following is a list of the air miles between Chicago's O'Hare Airport and the rest of the NFL cities:

Arizona Cardinals (Phoenix).....	1,140
Atlanta Falcons.....	606
Baltimore Ravens.....	621
Buffalo Bills.....	473
Carolina Panthers (Charlotte).....	599
Cincinnati Bengals.....	264
Cleveland Browns.....	316
Dallas Cowboys.....	798
Denver Broncos.....	901
Detroit Lions (Pontiac).....	235
Green Bay Packers.....	161
Houston Oilers.....	925
Indianapolis Colts.....	177
Jacksonville Jaguars.....	865
Kansas City Chiefs.....	403
Miami Dolphins (Ft. Lauderdale).....	1,182
Minnesota Vikings (Minneapolis).....	334
Nashville Oilers.....	409

New England Patriots (Boston).....	867
New Orleans Saints.....	837
New York Giants (Newark).....	719
New York Jets (Newark).....	719
Oakland Raiders.....	1,835
Philadelphia Eagles.....	678
Pittsburgh Steelers.....	412
San Diego Chargers.....	1,723
San Francisco 49ers.....	1,846
Seattle Seahawks.....	1,721
St. Louis Rams.....	258
Tampa Bay Buccaneers.....	1,012
Washington Redskins.....	612

This year's total.....	5,931
1995 total.....	4,341
1994 total.....	7,004
Totals include pre-season	

TEAM RECORDS — DEFENSE

TURNOVERS

TAKEAWAYS

Most, season

58	1947 (12 games)
54	1985 (16 games)
51	1963 (14 games)

Fewest, season

19	1982 (9 games)
22	1994 (16 games)
25	1987 (15 games)

Most, game

12†	at Det, 11/22/42 (7 int, 5 fum)
9	vs. StL Cards, 11/19/67 (7 int, 2 fum)
8	at Rams, 10/13/63 (6 int, 2 fum)
	vs. Phil, 10/27/63 (4 int, 4 fum)
	at GB, 9/24/67 (5 int, 3 fum)
	vs. TB, 9/2/84 (6 int, 2 fum)

SCORING

POINTS ALLOWED

Most, season

379	1964 (14 games)
	1975 (14 games)
377	1989 (16 games)
361	1992 (16 games)

Fewest, season

21	1920 (13 games)
35	1923 (12 games)
44*	1932 (14 games)
	1922 (12 games)
187	1986 (16 games)

Most, game

53	at Chi. Cards, 11/27/55
52	at Balt, 9/27/64
	at SF, 9/19/65
	at SF, 12/23/91
51	at Balt, 10/4/58

Most, first half

34	at Balt, 10/4/58 (27, 7)
31	at Mia, 12/2/85 (10, 21)

Most, second half

35	at GB, 9/30/62 (21, 14)
32	vs. Min, 9/18/94 (18, 14)

Most, first quarter

27	at Balt, 10/4/58
20	at TB, 10/25/87

Most, second quarter

24	at SF, 9/19/65
31	at Mia, 12/2/85

Most, third quarter

24	at Dal, 12/27/92
----	------------------

Most, fourth quarter

28	at LA Rams, 10/26/52
	vs. GB, 11/6/55
	at SF, 12/23/91
21	Last: 10/4/92

TOUCHDOWNS ALLOWED

Most, season

48	1975 (14 games)
47	1964 (14 games)
43	1989 (16 games)
	1992 (16 games)

Fewest, season

6†	1932 (14 games)
18	1963 (14 games)
20	1982 (9 games)
	1986 (16 games)

Most, game

7	Last: at SF, 12/23/91
6	Last: at TB, 10/8/89

EXTRA POINTS ALLOWED

Most, season

47	1975 (14 games)	47 of 48
46	1964 (14 games)	46 of 47
43	1992 (16 games)	43 of 43

Fewest, season

4	1932 (14 games)	
18	1963 (14 games)	18 of 18
	1982 (9 games)	18 of 20
19	1986 (16 games)	19 of 20

Most, game

7	at GB, 9/30/62
	at Balt, 9/27/64
	at SF, 9/19/65
	at SF, 12/23/91
6	Last: at TB, 10/8/89

OPP.'S EXTRA POINTS MISSED

Most, season

6	1955 (12 games)	
4	1970 (14 games)	27 of 31
	1974 (14 games)	29 of 33
	1978 (16 games)	28 of 32
3	Last: 1990 (16 games)	28 of 31

Most, game

3	vs. Clev, 11/24/40
2	Last: at TB, 10/22/79

TEAM RECORDS — DEFENSE

FIELD GOALS ALLOWED

Most, season

30	1994 (16 games)
26	1989 (16 games)
	1993 (16 games)
25	1973 (14 games)

Fewest, season

0†	1932 (14 games)
	1942 (11 games)
10	1967 (14 games)
12	1982 (9 games)
12	1979 (16 games)

Most, game

5	vs. Wash, 11/14/71
	vs. Min, 9/23/73
	vs. KC, 12/29/90

FIELD GOAL ATTEMPTS ALLOWED

Most, season

41	1971 (14 games)
	1994 (16 games)
39	1973 (14 games)
36	1989 (16 games)

Fewest, season

2	1942 (11 games)
17	1963 (14 games)
	1982 (9 games)
	1985 (16 games)

Most, game

7	vs. Dal, 11/24/68
6	vs. Wash, 11/14/71
	vs. Min, 9/23/73
5	Last: vs. KC, 12/29/90

OPP. FIELD GOALS MISSED

Most, season

18	1968 (14 games)	11 of 31
15	1971 (14 games)	24 of 39
14	1967 (14 games)	10 of 24
13	1980 (16 games)	14 of 27
	1987 (16 games)	18 of 31

Fewest, season

3	1978 (16 games)	16 of 19
---	-----------------	----------

Most, game

5	vs. Dal, 11/24/68 (2 of 7)
4	vs. Atl, 9/26/76 (1 of 5)
	at NO, 10/7/73 (0 for 4)
3	Last: vs. GB, 11/29/87 (1 of 4)

OPPONENTS' SAFETIES

Most, season

2	Last: 1988 (16 games)
---	-----------------------

Most, game

1	Last: at TB, 11/20/88
---	-----------------------

FIRST DOWNS

TOTAL ALLOWED

Most, season

332	1989 (16 games)
316	1995 (16 games)
290	1981 (16 games)
	1993 (16 games)

Fewest, season

98	1942 (11 games)
166	1982 (9 games)
219	1984 (16 games)

Most, game

35	at Wash, 11/26/89
31	at Clev, 11/3/80
30	at LA Rams, 10/24/54
	at SF, 12/23/91

Fewest, game

3	at Clev, 10/9/38
	at Det, 11/23/41
5	at GB, 10/17/91
6	Last: vs Sea, 9/9/90

RUSHING ALLOWED

Most, season

138	1973 (14 games)
128	1978 (16 games)
124	1977 (14 games)

Fewest, season

35*	1942 (11 games)
53	1982 (9 games)
67	1986 (16 games)

Most, game

19	at Min, 10/17/65
	vs. Den, 12/12/76
17	vs. Rams, 12/2/73
15	vs. Min, 9/15/94

Fewest, game

0†	at Clev, 10/10/37
	at Chi. Cards, 12/6/42
	at Det, 10/28/45
	at TB, 10/6/85
	vs. Buf, 10/2/88
	vs. Det, 11/20/94

* NFL Record

† Tied NFL Record

TEAM RECORDS — DEFENSE

PASSING ALLOWED

Most, season

212	1995 (16 games)
191	1989 (16 games)
164	1991 (16 games)

Fewest, season

33*	1943 (10 games)
90	1973 (14 games)
96	1963 (14 games)
122	1984 (16 games)

Most, game

22	at Min, 9/19/85
21	at LA Rams, 12/26/82
	at Wash, 11/26/89
20	at SF, 12/23/91
	at GB, 12/5/93

Fewest, game

0†	Last: vs. Atl, 11/24/85
----	-------------------------

BY PENALTY

Most, season

36	1968 (14 games)
30	1988 (16 games)
28	1964 (14 games)

Fewest, season

10	1953 (12 games)
11	1977 (14 games)
	1982 (9 games)
12	1994 (16 games)

Most, game

7	at Phil, 11/26/44
5	vs. Wash, 9/15/68
4	Last: vs. NYG, 9/21/92

NET YARDS

YARDS ALLOWED (Rushing & passing)

Most, season

5,729	1989 (16 games)
5,442	1995 (16 games)
5,394	1981 (16 games)

Fewest, season

1,703	1942 (11 games)
2,846	1982 (9 games)
3,176	1963 (14 games)
3,869	1984 (16 games)

Most, game

583	at LA Rams, 12/26/82
557	at LA Rams, 10/24/54
550	at Clev, 11/25/61

Fewest, game

33	vs. Phil, 10/25/42
54	at Pit, 10/2/39
86	vs. Pit, 11/9/69
88	vs. Rams, 11/10/63
92	vs. TB, 11/26/78

RUSHING

ATTEMPTS ALLOWED

Most, season

564	1978 (16 games)
563	1973 (14 games)
547	1975 (14 games)

Fewest, season

260	1982 (9 games)
294	1942 (11 games)
358	1964 (14 games)
359	1985 (16 games)

Most, game

59	vs. Den, 12/12/76
55	at Dal, 10/24/76
54	at NE, 10/30/88

Fewest, game

10	vs. Mia, 9/4/88
	vs. Buf, 10/2/88
	vs. Atl, 9/27/92
11	vs. GB, 11/27/88
12	vs. Det, 11/22/87

YARDS ALLOWED

Most, season

2,509	1973 (14 games)
2,174	1978 (16 games)
2,157	1977 (14 games)

Fewest, season

519*	1942 (11 games)
897	1982 (9 games)
1,319	1985 (16 games)

DID YOU KNOW?

Over the last two seasons, the Bears have not trailed the Buccaneers. The four games have been tied for 31:53 while Chicago has been in the lead for 3:28:07. Furthermore, the team leading at halftime has won the last 16 games of the series.

TEAM RECORDS — DEFENSE

Most, game

393	at Det, 11/26/36
356	vs. Den, 12/12/76
304	at Min, 10/17/65

Fewest, game

-36	vs. Phil, 11/19/39
-17	at Chi. Cards, 12/6/42
0	vs. Buf, 10/2/88
22	vs. GB, 11/27/88

AVERAGE ALLOWED

Highest, season

5.28	1955 (12 games)
4.45	1994 (16 games)
4.44	1973 (14 games)

Lowest, season

1.77	1942 (11 games)
3.17	1970 (14 games)
3.32	1974 (14 games)
3.41	1988 (16 games)

Highest, game

9.11	at NYJ, 9/25/94
8.03	at Clev, 11/25/51
7.11	at Min, 11/2/69

Lowest, game

-0.89	at Chi. Cards, 12/6/42
0.00	vs. Buf, 10/2/88
1.35	at TB, 10/6/85

TOUCHDOWNS ALLOWED

Most, season

25	1975 (14 games)
21	1989 (16 games)
20	1964 (14 games)

Fewest, season

3	1932 (14 games)
	1942 (11 games)
4	1982 (9 games)
	1986 (16 games)
5	1987 (15 games)
	1988 (16 games)

Most, game

6	at Chi. Cards, 11/28/29
5	at GB, 9/30/62
	vs. GB, 11/4/62
4	Last: vs. GB, 10/31/94

OPPONENTS' FUMBLES

Most, season

44	1952 (12 games)
38	1990 (16 games)
37	1972 (14 games)
	1976 (14 games)
	1983 (16 games)
	1987 (15 games)

Fewest, season

13	1960 (12 games)
17	1988 (16 games)
20	1968 (14 games)
	1982 (9 games)

Most, game

7	at LA Rams, 11/15/64
	at LA Rams, 9/16/66
	vs. GB, 12/18/83
	at GB, 9/16/90
5	Last: at NYJ, 9/25/94

OPPONENTS' FUMBLES LOST

Most, season

26	1952 (12 games)
24	1962 (14 games)
	1965 (14 games)
23	1976 (14 games)
	1971 (14 games)
22	1966 (14 games)
	1981 (16 games)

Fewest, season

6	1943 (10 games)
	1945 (10 games)
7	1982 (9 games)
9	1988 (16 games)

Most, game

5	at Den, 9/30/73
	at KC, 11/8/81
4	Last: at Det, 12/22/85

PASSING

ATTEMPTS ALLOWED

Most, season

595	1995 (16 games)
554	1989 (16 games)
545	1988 (16 games)

Fewest, season

187	1933 (13 games)
294	1982 (9 games)
296	1969 (14 games)
435	1984 (16 games)

* NFL Record

† Tied NFL Record

TEAM RECORDS — DEFENSE

Most, game

62	vs. Phil, 10/2/89
57	at Det, 10/9/88
55	at Min, 9/19/85

Fewest, game

3	vs. NYG, 11/17/35
	at Det, 11/28/35
9	vs. Atl, 9/17/72
10	vs. GB, 11/12/72

COMPLETIONS ALLOWED

Most, season

374	1995 (16 games)
307	1989 (16 games)
306	1993 (16 games)

Fewest, season

59	1935 (12 games)
150	1969 (14 games)
164	1982 (9 games)
197	1984 (16 games)

Most, game

36	vs. GB, 12/5/93
34	vs. Pit, 11/5/95
32	vs. Phil, 10/2/89

Fewest, game

0†	vs. Chi. Cards, 10/15/33
	at Bos, 11/5/33
	at GB, 9/25/49
3	at GB, 11/4/73
	vs. GB, 12/16/73
	vs. Atl, 11/24/85

OPPONENTS' COMPLETION PCT.

Highest, season

62.9	1995 (16 games)
60.7	1993 (16 games)
59.1	1970 (14 games)

Lowest, season

30.4	1935 (12 games)
42.6	1967 (14 games)
44.4	1981 (16 games)

Highest, game (10+ attempts)

86.7	at Balt, 9/27/64
85.0	at Atl, 10/14/73
80.8	at Min, 10/4/92

Lowest, game (10+)

0.0	at GB, 9/25/49
17.6	at Det, 11/5/67
	vs. Atl, 11/24/85
20.0	at GB, 11/4/73

NET YARDS ALLOWED

Most, season

4,240	1995 (16 games)
3,832	1989 (16 games)
3,290	1992 (16 games)

Fewest, season

691	1933 (13 games)
1,674	1973 (14 games)
1,765	1963 (14 games)
2,492	1984 (16 games)

Most, game

506	at LA Rams, 12/26/82
411	at Min, 9/19/85
390	at Wash, 11/26/89

Fewest, game

-22	vs. Atl, 11/24/85
-12	at GB, 11/4/73
-7	vs. TB, 11/26/78

SACKS (since 1972)

Most, season

72	1984 (16 games)
70	1987 (15 games)
64	1985 (16 games)

Fewest, season

23	1972 (14 games)
24	1974 (14 games)
28	1994 (16 games)

Most, game

12	at Det, 12/16/84
11	at Phil, 10/4/87
	vs. Min, 10/28/84
9	Last: at LA Raid, 12/27/87

YARDS LOST

Most, season

583	1984 (16 games)
503	1986 (16 games)
484	1987 (15 games)

Fewest, season

154	1953 (12 games)
163	1972 (14 games)
173	1974 (14 games)
175	1994 (16 games)

Most, game

114	vs. Min, 12/17/61
107	vs. Det, 11/20/60
101	vs. Min, 10/28/84

TEAM RECORDS — DEFENSE

TD PASSES ALLOWED

Most, season

27	1961 (14 games)
	1964 (14 games)
	1995 (16 games)
25	1968 (14 games)

Fewest, season

2	1934 (13 games)
3	1932 (14 games)
	1936 (12 games)
7	1977 (14 games)
10	1982 (9 games)

Most, game

5	vs. SF, 11/19/72
	at Pit, 9/28/80
	at Min, 11/28/82
	at GB, 11/12/95
4	Last: at GB, 11/12/95

INTERCEPTIONS

INTERCEPTIONS

Most, season

37	1935 (12 games)
36	1963 (14 games)
34	1985 (16 games)

Fewest, season

10	1960 (12 games)
	1964 (14 games)
12	1994 (16 games)
13	1975 (14 games)
	1982 (9 games)

Most, game

7	at GB, 9/22/40
	at Det, 11/22/42
	at Chi. Cards, 12/5/54
	vs. St. L., 11/19/67
6	at Rams, 10/13/63
	vs. TB, 9/2/84

YARDS RETURNED

Most, season

585	1941 (11 games)
537	1963 (14 games)
512	1985 (16 games)

Fewest, season

69	1987 (15 games)
99	1982 (9 games)
107	1945 (10 games)
127	1994 (16 games)

Most, game

149	vs. LA Rams, 10/11/64
120	vs. GB, 12/5/93

TOUCHDOWNS

Most, season

4	1939 (11 games)
	1950 (12 games)
	1963 (14 games)
	1985 (16 games)
3	Last: 1981 (16 games)

Most, game

2	Last: vs. GB, 12/5/93
---	-----------------------

PUNTING

PUNTS ALLOWED

Most, season

100	1984 (16 games)
	1986 (16 games)
99	1983 (16 games)
98	1981 (16 games)

Fewest, season

42	1945 (10 games)
49	1982 (9 games)
62	1964 (14 games)
	1972 (14 games)
	1995 (16 games)

Most, game

16	vs. Chi. Cards, 11/30/33
15	vs. NY Giants, 11/17/35
11	at Clev, 10/15/72
	vs. NE, 9/16/85
10	Last: at Dal, 11/17/85

Fewest, game

0†	at Det, 12/2/56
	at GB, 9/24/67
	at Mia, 9/23/79
	vs. GB, 12/17/89

GROSS AVERAGE ALLOWED

Highest, season

46.6	1964 (14 games)
43.3	1963 (14 games)
43.0	1972 (14 games)

Lowest, season

35.4	1978 (16 games)
36.3	1976 (14 games)
37.1	1995 (16 games)

TEAM RECORDS — DEFENSE

Highest, game (4+ punts)

61.8	vs. Det, 11/24/46
54.5	at SF, 11/19/61
53.0	at Det, 9/11/66

Lowest, game (4+)

23.6	vs. Atl, 11/19/78
25.5	at Pit, 11/30/58
26.0	vs. Den, 12/12/76

PUNT RETURNS

RETURNS ALLOWED

Most, season

66	1981 (16 games)
58	1974 (14 games)
54	1979 (14 games)

Fewest, season

20	1941 (11 games)
22	1965 (14 games)
	1993 (16 games)
24	1972 (14 games)
	1986 (14 games)

Most, game

9	at Chi. Cards, 11/29/59
8	vs. Wash, 10/11/81
	at Atl, 10/13/74
7	Last: at TB, 12/2/79

YARDS ALLOWED

Most, season

633	1974 (14 games)
594	1981 (16 games)
447	1988 (16 games)

Fewest, season

106	1969 (14 games)
110	1972 (14 games)
115	1993 (16 games)

Most, game

147	vs. GB, 11/8/59
117	at Atl, 10/13/74
110	vs. GB, 12/5/64

AVERAGE RETURN ALLOWED

Highest, season

17.0	1941 (11 games)
13.0	1987 (15 games)
12.5	1964 (14 games)
11.5	1982 (9 games)
11.2	1988 (16 games)

Lowest, season

3.8	1969 (14 games)
4.1	1967 (14 games)
5.2	1993 (16 games)

TOUCHDOWNS ALLOWED

Most, season

2	1933 (13 games)
	1941 (11 games)
	1947 (12 games)
	1952 (12 games)
	1954 (12 games)

Most, game

1	Last: vs. Car, 10/8/95
---	------------------------

FAIR CATCHES FORCED

Most, season

38	1993 (16 games)
26	1972 (14 games)
	1973 (14 games)

Fewest, season

5	1989 (16 games)
6	1990 (16 games)
7	1980 (16 games)
	1982 (9 games)
	1987 (15 games)

Most, game

7	vs. Det, 11/21/76
6	at GB, 12/16/73

KICKOFF RETURNS

RETURNS ALLOWED

Most, season

78	1985 (16 games)
73	1990 (16 games)
72	1965 (14 games)
	1995 (16 games)

Fewest, season

30	1982 (9 games)
32	1971 (14 games)
44	1981 (16 games)

Most, game

10	vs. Det, 9/24/89
9	at Bos, 11/21/48
	vs. Balt, 10/21/56
	vs. GB, 12/7/80
	vs. TB, 9/25/93
8	Last: at TB, 10/21/84

Fewest, game

0†	Last: vs. NO, 9/19/82
----	-----------------------

* NFL Record

† Tied NFL Record

TEAM RECORDS — DEFENSE

YARDS ALLOWED

Most, season

1,827	1985 (16 games)
1,583	1965 (14 games)
1,570	1995 (16 games)

Fewest, season

435	1940 (11 games)
537	1982 (9 games)
700	1945 (10 games)
	1974 (14 games)
918	1993 (16 games)

Most, game

275	at Det, 9/24/89
254	at LA Rams, 10/13/63
234	vs. GB, 12/7/80

Fewest, game

0†	Last: vs. Min, 9/18/94
----	------------------------

AVERAGE ALLOWED

Highest, season

27.8	1960 (12 games)
25.6	1971 (14 games)
24.7	1973 (14 games)

Lowest, season

16.0	1946 (11 games)
17.3	1993 (16 games)
17.5	1947 (12 games)

TOUCHDOWNS ALLOWED

Most, season

1	Last: 1994
---	------------

Most, game

1	Last: at Det, 10/23/94
---	------------------------

* NFL Record

† Tied NFL Record

PENALTIES

OPPONENTS' PENALTIES

Most, season

129	1980 (16 games)
120	1987 (15 games)
119	1981 (16 games)

Fewest, season

34	1942 (11 games)
43	1941 (11 games)
52	1982 (9 games)
66	1969 (14 games)
80	1994 (16 games)

Most, game

21	at Cleve, 11/25/51
16	at GB, 11/8/87
15	at Det, 9/22/68
	at TB, 10/21/84

Fewest, game

0†	Last: vs. Den, 12/18/93
1	Last: vs. Rams, 12/18/94

OPPONENTS' YARDS PENALIZED

Most, season

1,109	1980 (16 games)
1,103	1987 (15 games)
947	1981 (16 games)

Fewest, season

110	1937 (11 games)
451	1982 (9 games)
611	1965 (14 games)
645	1994 (16 games)

Most, game

209	at Cleve, 11/25/51
147	at Det, 9/22/68
134	at Det, 10/9/88

Fewest, game

0†	Last: vs. Den, 12/18/93
1	Last: vs. Rams, 12/18/94

1997 SCHEDULE

Next year's schedule won't be ready until early-May, however opponents and sights are determined based on the final standings of the 1996 season. Next year the NFC Central will play the AFC East (Buffalo, Miami, Indianapolis, New England, and the New York Jets).

Each Central will also play two games from the NFC West (Atlanta, Carolina, New Orleans, St. Louis, and San Francisco) and two from the NFC East (Arizona, Dallas, New York Giants, Philadelphia, and Washington).

While there is always the possibility of re-alignment, the following formula would likely remain the same. Based on their division finish in 1996, the NFC Central will play the following opponents:

1		2		3		4		5	
Home	Away	Home	Away	Home	Away	Home	Away	Home	Away
NW3	NW1	NW1	NW2	NW5	NW3	NW2	NW4	NW4	NW5
NE1	NE2	NE2	NE4	NE3	NE1	NE4	NE5	NE5	NE3
AE2	AE1	AE1	AE2	AE2	AE1	AE1	AE3	AE3	AE2
AE4	AE3	AE3	AE5	AE5	AE4	AE4	AE5	AE5	AE4

CAREER COACHING RECORDS

	Years	Overall W-L-T (Pct.)	Regular W-L-T	Post-season W-L
1 George Halas	1920-29; 33-42; 46-55; 58-67	324-151-31 (.681)	318-148-31	6-3
2 Mike Ditka	1982-92	112-68-0 (.622)	106-62-0	6-6
3 Neill Armstrong	1978-81	30-35-0 (.462)	30-34-0	0-1
4 Dave Wannstedt	1993-95	26-24-0 (.520)	25-23-0	1-1
5 Ralph Jones	1930-32	24-10-7 (.706)	23-10-7	1-0
6 Heartley (Hunk) Anderson/ Luke Johnsos (co-coaches)	1942-45	24-12-2 (.657)	23-11-2	1-1
7 Jack Pardee	1975-77	20-23-0 (.465)	20-22-0	0-1
8 Jim Dooley	1968-71	20-36-0 (.357)	20-36-0	None
9 John "Paddy" Driscoll	1956-57	14-10-1 (.583)	14-9-1	0-1
10 Abe Gibron	1972-74	11-30-1 (.268)	11-30-1	None
TOTALS	1920-95	605-399-42 (.603)	590-385-42	15-14

CAREER SCORING

	Years	Ru	Rec	Ret	PAT	FG	Pts
1 Kevin Butler (k)	1985-95	0	0	0	387/397	243/333	1,116
2 Walter Payton (hb)	1975-87	110	15	0	0	0	750
3 Bob Thomas (k)	1975-84	0	0	0	245/268	128/205	629
4 George Blanda (k-qb)	1949-58	5	0	0	247/250	88/201	541
5 Mac Percival (k)	1967-73	0	0	0	159/162	99/182	456
6 Neal Anderson (rb)	1986-93	51	20	0	0	0	426
7 Roger Leclerc (k)	1960-66	0	0	0	152/158	75/146	377
8 Jack Manders (fb-lb-hb-db-k)	1933-40	11	6	2	133/*	40/*	367
9 Rick Casares (fb)	1955-64	49	10	0	0	0	354
10 Gale Sayers (rb)	1965-71	39	9	8	0	0	336
11 Ken Kavanaugh (e)	1940-41; 45-50	0	50	2	1/1	0	313
12 Johnny Lujack (qb-k)	1948-51	21	0	0	130/136	4/9	268
13 Harlon Hill (e)	1954-61	0	40	0	0	0	240
14 George McAffee (hb-db)	1940-41; 45-50	22	11	6	0	0	234
15 Ray (Scooter) McLean (hb-db)	1940-47	6	21	3	45/54	0/1	225
16 Willie Galimore (rb)	1957-63	26	10	1	0	0	222
Johnny Morris (rb-wr)	1958-67	5	31	1	0	0	222
18 Mike Ditka (te)	1961-66	0	34	2	0	0	216
19 Hugh Gallarneau (hb)	1941-42; 45-47	26	7	2	0	0	210
Dick Gordon (wr)	1965-71	0	35	0	0	0	210

* figures not available

CAREER INTERCEPTIONS

	Years	Int	Yards	Avg	TD
1 Gary Fencik (s)	1976-87	38	483	12.7	1
2 Richie Petitbon (s)	1959-68	37	643	17.4	3
3 Bennie McRae (cb)	1962-70	27	485	18.0	4
4 Donnell Woolford (cb)	1989-95	26	175	6.7	0
Dave Whitsell (cb)	1961-66	26	397	15.3	2
6 George McAffee (db)	1940-41; 45-50	25	350	14.0	1
7 JC Caroline (db)	1956-65	24	405	16.9	2
Doug Buffone (lb)	1966-79	24	211	8.8	0
9 Roosevelt Taylor (s)	1961-69	23	414	18.0	3
10 Dick Butkus (lb)	1965-73	22	166	7.5	0
Allan Ellis (cb)	1973-77; 79-80	22	185	8.4	1

CAREER RUSHING

	Years	Att	Yards	Avg	TD
1 Walter Payton	1975-87	3,838	16,726	4.4	110
2 Neal Anderson	1986-93	1,515	6,166	4.1	51
3 Rick Casares (fb)	1955-64	1,386	5,675	4.1	49
4 Gale Sayers	1965-71	991	4,956	5.0	39
5 Roland Harper	1975-78; 80-82	757	3,044	4.0	15
6 Willie Galimore	1957-63	670	2,985	4.5	26
7 Matt Suhey (fb)	1980-89	829	2,946	3.6	20
8 Ronnie Bull (hb/fb)	1962-70	787	2,871	3.7	9
9 Bronko Nagurski (fb)	1930-37; 43	633	2,778	4.4	18
10 Bobby Douglass (qb)	1969-75	373	2,470	6.6	20
11 Ray Noling	1936-43	508	2,285	4.5	16
12 George Gulyanics	1947-52	609	2,081	4.1	19
13 Brad Muster (fb)	1988-92	455	2,014	4.4	20
14 Gary Famiglietti	1938-45	505	1,927	3.8	20
15 Beattie Feathers	1934-37	320	1,846	5.8	14
16 Bill Osmanski (fb)	1939-43; 46-47	368	1,753	4.8	20
17 George McAfee	1940-41; 45-50	341	1,685	4.9	22
18 Jack Manders (fb/hb)	1933-40	451	1,586	3.4	11
19 Hugh Gallarneau	1941-42; 45-47	343	1,421	4.1	26
20 John Hoffman (fb/hb)	1949-56	317	1,366	4.3	7
N/A Rashaan Salaam	1995	296	1,074	3.6	10

CAREER PASSING

(400+ Attempts)

	Years	Att	Cmp	Cmp%	Yards	Y/Att	TD	TD%	Int	Int%	Rate
1. Erik Kramer	1994-95	680	414	60.9	4,967	7.30	37	5.4	18	2.6	90.4
2. Jim McMahon	1982-88	1,513	874	57.8	11,203	7.37	67	4.4	56	3.7	80.4
3. Sid Luckman	1939-50	1,744	904	51.8	14,686	8.42	137	7.9	132	7.6	75.0
4. Jim Harbaugh	1987-93	1,759	1,023	58.1	11,567	6.58	50	2.8	56	3.2	74.2
5. Bill Wade	1961-66	1,407	767	54.5	9,958	7.08	68	4.8	66	4.7	73.4
6. Rudy Bukich	1958-59; 62-68	878	474	54.0	6,254	7.12	46	5.2	45	5.1	72.8
7. Johnny Lujack	1948-51	808	404	50.0	6,295	7.79	41	5.1	54	6.7	65.3
8. Mike Tomczak	1985-90	915	454	49.6	6,247	6.83	33	3.6	47	5.1	62.5
Ed Brown	1954-61	1,246	607	48.7	9,698	7.78	63	5.1	88	7.1	62.5
10. Bernie Masterson	1934-40	409	156	38.1	3,366	8.23	34	8.3	38	9.3	57.2
11. Mike Phipps	1977-81	482	253	52.5	2,806	5.82	15	3.1	27	5.6	57.1
12. Jack Concannon	1967-71	951	486	51.1	5,222	5.49	31	3.3	52	5.5	55.6
13. Bob Avellini	1975-82	1,057	530	50.1	6,823	6.46	33	3.1	66	6.2	55.3
14. Vince Evans	1977-83	808	388	48.0	5,064	6.27	26	3.2	46	5.7	55.1
15. George Blanda	1949-58	988	445	45.0	5,936	6.01	48	4.9	70	7.1	51.4

CAREER SACKS

	Years	Sacks
1. Richard Dent	1983-93; 95	124.5
2. Steve McMichael	1981-93	92.5
3. Dan Hampton	1979-90	82.0
4. Jim Osborne	1972-84	81.5
5. Mike Hartenstine	1975-86	55.5

CAREER FGs

	Years	FG	FGA	Pct.
1. Kevin Butler	1985-95	243	333	72.9
2. Bob Thomas	1975-84	128	205	62.4
3. Mac Percival	1967-73	99	182	54.4
4. George Blanda	1949-58	88	201	43.8
5. Roger Leclerc	1960-66	75	146	51.4

CAREER RECEIVING

YARDS

	Years	Yards	Catches	Avg	TD
1 Johnny Morris (wr)	1958-67	5,059	356	14.2	31
2 Harlon Hill (wr)	1954-61	4,616	226	20.4	40
3 Walter Payton (rb)	1975-87	4,538	492	9.2	15
4 Mike Ditka (te)	1961-66	4,503	316	14.3	34
5 Willie Gault (wr)	1983-87	3,650	184	19.8	27
6 Ken Kavanaugh (e)	1940-41; 45-50	3,626	162	22.4	50
7 Dick Gordon (wr)	1965-71	3,550	238	14.9	35
8 James Scott (wr)	1976-80; 82	3,202	177	18.1	20
9 Jim Dooley (wr)	1952-54; 56-57; 59-62	3,172	211	15.0	16
10 Jim Keane (e)	1946-51	3,031	206	14.7	23
11 Wendell Davis (wr)	1988-93	3,000	207	14.5	14
12 Bill McColl (e)	1952-59	2,815	201	14.0	25
13 Neal Anderson (rb)	1986-93	2,763	302	9.1	20
14 Dennis McKinnon (wr)	1983-85; 87-89	2,753	182	15.1	21
15 Emery Moorehead (te)	1981-88	2,730	200	13.7	14
16 Jeff Graham (wr)	1994-95	2,245	150	14.9	8
17 Ray (Scooter) McLean (rb)	1940-47	2,232	103	21.7	21
18 Tom Waddle (wr)	1989-94	2,109	173	12.2	9
Matt Suhey (rb)	1980-89	2,109	259	8.1	5
20 Dennis Gentry (wr)	1982-92	2,076	171	12.1	7
21 Brian Baschnagel (wr)	1976-84	2,024	134	15.1	9
22 Ron Morris (wr)	1987-92	1,991	121	16.5	9
23 George Farmer (wr)	1970-75	1,909	113	16.9	10
24 Gene Schroeder (e)	1951-52; 54-57	1,870	104	18.0	13
John Hoffman (e)	1949-56	1,870	136	13.8	9
N/A Curtis Conway (wr)	1993-95	1,814	120	15.1	16

CATCHES

	Years	Catches	Yards	Avg	TD
1 Walter Payton (rb)	1975-87	492	4,538	9.2	15
2 Johnny Morris (wr)	1958-67	356	5,059	14.2	31
3 Mike Ditka (te)	1961-66	316	4,503	14.3	34
4 Neal Anderson (rb)	1986-93	302	2,763	9.1	20
5 Matt Suhey (fb)	1980-89	259	2,109	8.1	5
6 Dick Gordon (wr)	1965-71	238	3,550	14.9	35
7 Harlon Hill (e)	1954-61	226	4,616	20.4	40
8 Jim Dooley (wr)	1952-54; 56-57; 59-62	211	3,172	15.0	16
9 Wendell Davis (wr)	1988-93	207	3,000	14.5	14
10 Jim Keane (e)	1946-51	206	3,031	14.7	23
11 Bill McColl (e)	1952-59	201	2,815	14.0	25
12 Emery Moorehead (te)	1981-88	200	2,730	13.7	14
13 Willie Gault (wr)	1983-87	184	3,650	19.8	27
14 Dennis McKinnon (wr)	1983-85; 87-89	182	2,753	15.1	21
Rick Casares (fb)	1955-64	182	1,538	8.5	10
16 James Scott (wr)	1976-80; 82	177	3,202	18.1	20
17 Tom Waddle (wr)	1989-94	173	2,109	12.2	9
18 Dennis Gentry (wr)	1982-92	171	2,076	12.1	7
19 Brad Muster (fb)	1988-92	169	1,623	9.6	7
20 Ronnie Bull (hb-fb)	1962-70	163	1,404	8.6	4
21 Ken Kavanaugh (e)	1940-41; 45-50	162	3,626	22.4	50
22 Jeff Graham (wr)	1994-95	150	2,245	14.9	8
23 John Hoffman (e)	1949-56	136	1,870	13.8	9
24 Brian Baschnagel (wr)	1976-84	134	2,024	15.1	9
25 Roland Harper (rb)	1975-78; 80-82	128	1,013	7.9	3
N/A Curtis Conway (wr)	1993-95	120	1,814	15.1	16

CAREER KICKOFF RETURNS

(25+ Returns)

	Years	Returns	Yards	Avg	TD
1. Dennis Gentry	1982-92	192	4,353	22.7	3
2. Gale Sayers	1965-71	91	2,781	30.6	6
3. Cecil Turner	1968-73	108	2,616	24.2	4
4. Ron Smith	1965; 70-72	85	2,263	26.6	1
5. Brian Baschnagel	1976-84	89	2,104	23.6	0
6. Nate Lewis	1994-95	77	1,778	23.1	0
7. Charlie Bivins	1960-66	62	1,531	24.7	0
8. Dick Gordon	1965-71	58	1,362	23.5	0
9. Johnny Morris	1958-67	54	1,267	23.5	0
10. Willie Galimore	1957-63	43	1,100	25.6	1
11. Ron Drzewiecki	1955; 57	38	906	23.8	0
12. Willie Gault	1983-87	37	885	23.9	1
13. Lenny Walterscheid	1977-82	34	833	24.5	0
14. Curtis Conway	1993-95	31	678	21.9	0
15. Ike Hill	1973-74	27	637	23.6	1

CAREER PUNT RETURNS

(25+ Returns)

	Years	Returns	Yards	Avg	TD
1. George McAfee	1940-41; 45-50	112	1,431	12.8	2
2. Dennis McKinnon	1983-85; 87-89	127	1,171	9.2	3
3. Jeff Fisher	1981-84	123	1,137	9.2	1
4. Johnny Morris	1958-67	104	893	8.6	1
5. Steve Schubert	1975-79	103	866	8.4	3
6. Virgil Livers	1975-79	86	738	8.6	0
7. Johnny Bailey	1990-91	72	680	9.4	1
8. JR Boone	1948-51	56	635	11.3	0
9. Ray (Scooter) McLean	1940-47	42	622	14.8	3
10. Lew Barnes	1986	59	482	8.5	0
11. Lenny Walterscheid	1977-82	57	424	7.4	0
12. Gale Sayers	1965-71	28	391	14.0	2
13. Jeff Graham	1994-95	38	323	8.5	1
14. Jon Arnett	1964-66	45	298	6.6	0
15. Terry Obee	1993	35	289	8.3	0

CAREER PUNTING

(75+ Punts)

	Years	Punts	Yards	Gross Avg
1. George Gulyanics	1947-52	113	5,032	44.5
2. Bobby Joe Green	1962-73	833	35,057	42.1
3. Fred (Curley) Morrison	1950-53	243	10,170	41.9
4. Bryan Wagner	1987-88	115	4,743	41.2
5. Maury Buford	1985-86; 89-91	354	14,491	40.9
6. Ed Brown	1954-61	343	13,912	40.6
7. Dave Finzer	1984	83	3,328	40.1
8. Edmund (Zeke) Bratkowski	1954; 57-60; 72	76	3,023	39.77
9. Chris Gardocki	1991-94	235	9,344	39.76
10. Bob Parsons	1972-83	884	34,180	38.7

BEARS HISTORICAL HIGHLIGHTS

1920s

- 9/17/20**—George Halas, representing the Decatur Staleys, meets with representatives of 12 other clubs at Ralph Hay's Hupmobile showroom in Canton, Ohio, forming the American Professional Football Association — which later became the NFL. Membership is set at \$100.
- 1920**—The Staleys shutout 10 of their 13 foes, lose only to the Chicago Cardinals (7-6 at Normal Park) and post a 10-1-2 record. Each player is paid \$1,900 for the season.
- 1921**—Decatur Staleys become Chicago Staleys, play in Wrigley Field, and win the APFA title with 9-1-1 record. A. E. Staley gives Halas the club with \$5,000 to keep the Staleys name for the year. Halas makes Dutch Sternaman his partner.
- 1/28/22**—Franchise renamed Chicago Bears.
- 11/27/22**—First Chicago player deal: Bears buy tackle Ed Healey's contract from the Rock Island Independents for \$100—twice the going rate for a franchise that season.
- 11/22/25**—Harold "Red" Grange signs with Bears and pro football leaves its cradle. His agent C.C. (Cash & Carry) Pyle negotiates a \$100,000 deal with the Bears.
- 11/26/25**—Halas takes the Bears and Grange on a coast-to-coast tour that sees the club play 16 games from Nov. 26 through Jan. 31 interrupted only by a two-week rest. The Bears post a 11-4-1 record on the trip.
- 11/26/25**—Grange's first game—36,000 see Bears and Cardinals go 0-0 in Wrigley Field with Grange held to 36 yards.
- 1/16/26**—Grange gets two TDs as the Bears impress 75,000 in the LA Coliseum beating the LA Tigers 17-7.
- 3/1/26**—Bears open offices at 111 W. Washington.

1930s

- 1930**—After a 4-8-2 1929 season, George Halas replaces himself as head coach with Ralph Jones. Jones posts a 24-10-7 record during his three seasons.
- 12/15/30**—Bears and Cardinals play football's first indoor game on an 80-yard field in Chicago Stadium. The exhibition aids unemployment; Bears win 9-7 before 10,000 fans.
- 11/15/31**—New Yorkers (including Gov. Alfred E. Smith and Mayor Jimmy Walker) in field boxes at \$100 a seat watch Bears top Giants at Polo Grounds 12-6.

12/18/32—Bronko Nagurski hits Red Grange with a two-yard TD pass and the Bears top the Portsmouth Spartans 9-0 for the NFL championship. The game was played before 11,198 indoors at Chicago Stadium on an 80-yard field.

1932—Franchise loses \$18,000 prompting Dutch Sternaman to unload his half of the Bears to George Halas.

1933—George Halas returns as head coach and takes club out of town for training camp for the first time. University of Notre Dame is the host.

11/5/33—Boston Redskins beat Bears, 10-0, ending Chicago's 16-game unbeaten string.

12/17/33—Bears use rookie Jack Manders' accurate kicking for 11 points and defeat the Giants 23-21 in the NFL's first championship game.

1934—Halas University, the Bears alumni association begins. Annually, Bear veterans return during season for Homecoming Weekend.

1934—Bears hold training camp at Lane Tech High in the city.

8/31/34—A classic is born as 79,432 watch the NFL champion Bears held to a scoreless tie by the first College All-Star team in a game sponsored by *Chicago Tribune* Charities at Soldier Field.

12/2/34—Rookie Beattie Feathers becomes first pro to rush for 1,000 yards (1,004) leading the NFL.

12/9/34—Undefeated Bears slip before Giants in NFL title tilt at Polo Grounds 30-13 before 35,059. With Chicago leading 10-3 at the half, NY dons basketball sneakers and scores 27 points.

1935—Training camp is conducted at St. John's Military Academy in Delafield, Wisconsin.

1936—Joe Stydahar, tackle, West Virginia, is the first Bear draft pick.

12/12/37—Bears win Western Division title but lose NFL Championship 28-21 to Redskins at Wrigley Field. Sammy Baugh hits 18 of 33 for 335 yards and three TDs. Jack Manders scores 15 of the Bears points. A Chicago player's share is \$127.78.

1940s

12/8/40—Ten Bears tally TDs as Chicago rips Washington 73-0 for the NFL title before 36,034 in D.C. The rout signals the beginning of pro football's modern era with the formal unveiling of the T-formation. Each player receives \$873.

BEARS HISTORICAL HIGHLIGHTS

1941—*Bear Down Chicago Bears*, the Bears new fight song, is published.

12/14/41—Bears and Packers agree their playoff game should be played to a "sudden death" finish in event of tie. NFL adopts plan 1/24/42.

1942—George Halas departs in October for the US Navy. The Bears win their final six games, finish the season 11-0, and advance to the title game but lose to Washington, 14-6.

1943—Hunk Anderson and Luke Johnso co-coach the wartime Bears for the next three seasons, compiling a 15-11-2 record.

11/14/43—Sid Luckman becomes the first pro to pass for over 400 yards in a game. He hits the Giants with 433 yards and seven TDs.

12/26/43—The Bears blast Washington 41-21 in Wrigley Field for the NFL title before 34,320 fans. Sid Luckman throws five TD passes (2 each to Harry Clark and Dante Magnani). Bronko Nagurski scores his last Bear TD, a 3-yard run.

12/15/46—With George Halas around for the full season, the Bears whip the Giants 24-14 before a record NFL title crowd of 58,346 in the Polo Grounds. After opening with a 21-yard TD pass to Ken Kavanaugh, Sid Luckman gets the winning score on a 19-yard bootleg.

1948—Bears make the first trade for a draft choice then select QB Bobby Layne.

12/11/49—Johnny Lujack sets NFL passing record with 468 yards against the Cardinals.

1950s

12/17/50—Bears and Rams tie for Western Division title with 9-3 marks but Rams trip Bears in LA 24-14 to break the tie.

1956—Halas retires for a third time. Paddy Driscoll gets the position.

12/30/56—Giants, with their sneakers again, trounce Chicago 47-7 before 56,836 in Yankee Stadium for NFL title.

11/2/58—Bears and Rams establish NFL attendance record drawing 90,833 paid (100,470 actual) in the LA Coliseum. Rams win 41-35.

1960s

10/22/61—Bears destroy the scorching 49er shotgun formation 31-0 with Bill George playing middle guard and the defensive line stunting.

12/29/63—Bears intercept five YA Tittle passes and capture NFL title from Giants 14-10 in Wrigley Field before 45,801 and closed circuit TV. QB Bill Wade gets both TDs on two- and one-yard runs. Each Bear earns \$5,899.

1964—Flanker Johnny Morris catches NFL record 93 passes.

1965—Bears set standard for draft by selecting LB Dick Butkus and RB Gale Sayers on first round.

1965—Rookie Sayers bursts into pro football with a NFL record 22 TDs.

12/12/65—Gale Sayers scores six TDs against 49ers.

1966—Gale Sayers sets NFL combined yards record with 2,440.

5/27/68—The all-time winningest coach in football history, George Halas, retires from coaching after 40 seasons with 324 wins, 151 defeats, 31 ties.

1970s

3/19/70—George Halas elected president of the National Football Conference as NFL-AFL merge.

6/16/70—Bear running back Brian Piccolo dies of cancer. Club establishes Piccolo Fund, raising almost \$2 million for cancer research.

12/13/70—Bears say goodbye to Wrigley Field by trouncing Green Bay 35-17. They will make Soldier Field their home in 1971.

9/19/71—The Bears open at Soldier Field by defeating the Pittsburgh Steelers, 17-15.

9/12/74—Jim Finks joins Bears as Vice President and General Manager after serving as Vikings' GM and NFL Management Council Advisor.

12/17/74—After three seasons and a record of 11-30-1, Abe Gibron departs as head coach.

12/31/74—Former NFL star linebacker Jack Pardee is named Bear head coach—the first non-Bear to hold the job.

7/12/75—Bears open training camp at Lake Forest College after 31 seasons in Rensselaer, Indiana.

11/20/77—Enroute to leading the NFL in rushing with a Bear record 1,852 yards, Walter Payton dashes through Vikings in Soldier Field for a NFL record 275 yards.

BEARS HISTORICAL HIGHLIGHTS

- 12/18/77**—A 28-yard FG by Bob Thomas with :09 left in overtime gives Bears a 12-9 win over the Giants, a 9-5 record, a six-game win streak, and their first playoff spot in 14 years.
- 12/26/77**—Bears finish season with 37-7 playoff loss at Dallas, but set 28 team records and play before a home record 401,513 fans in seven Soldier Field dates.
- 1/19/78**—With a three-year record of 20-22, Jack Pardee resigns to seek Redskin coaching job.
- 2/16/78**—Neill Armstrong, Minnesota Vikings defensive coordinator, becomes head coach.
- 9/3/79**—Bears occupy \$1.6 million new headquarters named Halas Hall on Lake Forest College campus.
- 12/16/79**—Massive heart attack claims George (Mugs) Halas at 54. Bears route St. Louis 42-6 and Dallas tips Washington 35-34. The combination sends 10-6 Bears to the playoffs.
- 12/23/79**—After leading 17-10, Bears drop the Wild Card game at Philadelphia, 27-17.

1980s

- 10/6/80**—Payton gains 133 rushing and 14 receiving to raise lifetime combined yardage to 9,492—breaking Sayers' club record. Bears beat Tampa 23-0 at Soldier Field.
- 11/27/80**—Bears' David Williams takes overtime kickoff 95 yards for TD in fastest OT in NFL history (21 seconds).
- 12/7/80**—Bears whip Packers 61-7 at Soldier Field equaling club record for points and setting records for first downs (33) and completion percentage (83.3%, 20 of 24). Vince Evans throws for 316—most by a Bear in 10 years.
- 1/4/82**—After four seasons and a 30-35 record, Neill Armstrong departs as head coach.
- 1/20/82**—Mike Ditka, assistant offensive coach of the Dallas Cowboys, becomes head coach.
- 8/24/83**—Jim Finks resigns as General Manager after nine seasons. George Halas names Jerry Vainisi as the club's General Manager.
- 10/31/83**—Bears' founder and owner, George Halas, dies at the age of 88.
- 11/11/83**—Michael B. McCaskey becomes the third president in franchise history.
- 2/19/84**—Rudy Custer, business manager for 38 years, announces his retirement.
- 10/7/84**—Walter Payton breaks Jim Brown's rushing record with a third quarter six-yard run against the NO Saints. He finishes the day with 32 carries for 154 yards.
- 11/25/84**—Bears defeat Vikings 34-3 at Minneapolis to clinch first Central division title.
- 12/30/84**—Bears defeat Redskins 23-19 in divisional playoffs. Advance to NFC Championship but lose to 49ers, 23-0.
- 1985**—Bears win first 12 games of season enroute to posting 15-1 regular season mark, tying the most regular season wins by team in NFL history. Chicago claims second straight NFC Central title as club record nine players are selected to Pro Bowl.
- 1/5/86**—Bears host first playoff game since 1963 and shutout New York Giants, 21-0.
- 1/12/86**—Bears blank Los Angeles Rams, 24-0, in NFC Championship game at Soldier Field and advance to Super Bowl XX.
- 1/26/86**—Chicago sets seven Super Bowl records in first appearance including most points (46) and largest margin of victory (36) in 46-10 rout of the New England Patriots. The game was witnessed by record-setting number of viewers via television worldwide. The next day the team was greeted by an estimated 500,000 people in a ticker tape parade in downtown Chicago.
- 1986**—Bears capture third straight NFC Central title with 14-2 mark; defense allows NFL record-low 187 points. Bears lose opening round game of playoffs to Redskins, 27-13.
- 12/20/87**—Walter Payton plays final regular season game at Soldier Field (rushes for 79 yards and 2 TDs). "Walter Payton Day" is celebrated prior to game as club president Michael McCaskey retires jersey number 34.
- 1987**—Bears win fourth consecutive division title with 11-4 mark in strike interrupted season. Team posts four straight winning seasons, a feat last accomplished by Bears between 1946-51. Redskins come back from 14-0 deficit to beat Bears, 21-17, in playoffs.
- 1988**—Bears post 12-4 record (tied for best in NFL) and advance to NFC Championship game before losing to eventual Super Bowl Champion San Francisco. Bears finish five-year period (1984-88) with 62 wins—most by NFL team ever in such a span.

BEARS HISTORICAL HIGHLIGHTS

12/3/89—Kevin Butler connects on his 24th straight field goal to set a NFL record for Most Consecutive Field Goals.

12/24/89—Richard Dent sacks Joe Montana and becomes the Bears' all-time sack leader with 82, surpassing Jim Osborne.

1990s

6/6/90—Andy McKenna and Patrick G. Ryan, two Chicago businessmen, purchase approximately 20% (total) of the Bears from the McCaskeys.

1990—Bears regain NFC Central Title with 11-5 mark. They win the First Round playoff game against Saints, 16-6, before falling to eventual Super Bowl Champion NY Giants, 31-3, in Dan Hampton's last game.

12/8/91—Mike Ditka wins his 100th regular season game as the Bears' head coach with a 27-13 victory over the Green Bay Packers at Soldier Field.

1991—Chicago finishes 11-5 and earns a Wild Card berth in the playoffs. The Bears are upset in the First Round by the Dallas Cowboys, 17-13, at Soldier Field.

10/4/92—Kevin Butler becomes the Bears all-time leading scorer with a 50-yard FG. He surpasses Walter Payton's 750 points.

12/13/92—In Mike Singletary's final home game, the Bears upset AFC Central champion Pittsburgh Steelers, 30-6.

1/19/93—Dave Wannstedt is hired as the 11th head coach in club history.

10/3/93—The Bears play their 1,000th game in franchise history beating the Atlanta Falcons in Soldier Field, 6-0.

1993—Bears conclude Wannstedt's rookie season with 7-9 record.

10/31/94—Dick Butkus and Gale Sayers have their jersey numbers (51 and 40) retired at halftime before a Monday night national audience.

12/24/94—Kevin Butler becomes the first Bear to surpass the 1,000 point mark with his first quarter FG vs. New England.

1/1/95—Bears earn a Wild Card berth and post a 35-18 playoff win at Minnesota.

5/12/95—Michael McCaskey announces plans for a new \$20 million state-of-the-art Bears' headquarters at the ground-breaking ceremony in Lake Forest.

1995—Bears win final two games to finish 9-7 but are eliminated on final day as Falcons upset 49ers to earn final post-season spot.

BEARS IN THE RANKINGS

OFFENSE

	Overall	Rush	Pass
1981	26 (289.6)	11 (135.7)	27 (153.9)
1982	26 (277.0)	18 (109.8)	23 (167.2)
1983	4 (364.4)	1 (170.4)	2 (193.9)
1984	7 (339.8)	1 (185.9)	26 (153.9)
1985	7 (364.8)	1 (172.6)	20 (192.3)
1986	7 (341.2)	1 (168.8)	20 (172.4)
1987	12 (336.3)	13 (130.3)	12 (206.0)
1988	11 (332.3)	3 (144.9)	20 (187.4)
1989	10 (335.9)	2 (142.9)	19 (193.0)
1990	13 (311.3)	2 (152.3)	28 (159.0)
1991	11 (316.8)	9 (121.8)	13 (195.0)
1992	8 (308.8)	10 (116.9)	14 (191.9)
1993	28 (232.3)	19 (104.8)	28 (127.5)
1994	23 (292.4)	15 (99.3)	21 (193.2)
1995	9 (354.6)	9 (120.6)	12 (233.9)

DEFENSE

	Overall	Rush	Pass
19	(337.1)	20 (134.1)	14 (203.0)
16	(316.8)	5 (100.2)	21 (216.6)
8	(320.8)	11 (125.0)	12 (195.8)
1	(241.4)	1 (86.1)	2 (155.4)
1	(258.4)	1 (82.4)	3 (176.0)
1	(258.1)	2 (91.4)	2 (166.7)
2	(281.0)	1 (94.2)	7 (186.8)
2	(272.5)	1 (82.9)	9 (189.6)
25	(358.1)	15 (118.6)	24 (239.5)
6	(280.8)	7 (98.3)	10 (182.5)
4	(281.7)	10 (98.8)	8 (182.9)
17	(309.5)	21 (121.8)	15 (187.8)
4	(290.8)	17 (114.7)	3 (176.1)
13	(313.1)	13 (120.1)	5 (192.9)
19	(340.1)	5 (90.1)	27 (250.1)

ATTENDANCE

(since 1971 when Bears moved to Soldier Field)

Season	Capacity	Sold	Actual (games)	Average	Road (games)
1971	55,049	N/A	385,343 (7)	55,049	396,183 (7)
1972	55,701	N/A	389,907 (7)	55,701	406,556 (7)
1973	55,701	N/A	389,907 (7)	55,701	395,192 (7)
1974	55,753	N/A	389,117 (7)	55,588	372,530 (7)
1975	57,455	387,312	323,868 (7)	46,266	392,929 (7)
1976	57,359	401,123	351,812 (7)	50,258	438,338 (7)
1977	57,359	401,513	336,500 (7)	48,071	409,377 (7)
1978	57,359	458,872	385,976 (8)	48,247	455,542 (8)
1979	57,979	463,832	416,168 (8)	52,021	477,321 (8)
1980	64,154	513,232	464,897 (8)	58,112	486,954 (8)
1981	64,410	515,280	436,563 (8)	54,570	453,575 (8)
1982	65,793	249,354	183,626 (4)	45,107	293,501 (5)
1983	65,793	545,897	418,771 (8)	52,346	409,867 (8)
1984	65,793	516,347	462,159 (8)	57,769	444,496 (8)
1985	65,793	526,344	486,212 (8)	60,776	517,146 (8)
1986	66,030	528,240	495,484 (8)	61,935	478,025 (8)
1987	66,030	528,240	459,192 (8)	57,399	407,783 (7)
1988	66,946	535,568	494,093 (8)	61,761	489,476 (8)
1989	66,946	535,568	489,976 (8)	61,247	506,193 (8)
1990	66,946	535,568	481,018 (8)	60,127	534,440 (8)
1991	66,946	535,568	491,778 (8)	61,472	531,835 (8)
1992	66,950	535,600	478,507 (8)	59,813	529,769 (8)
1993	66,950	535,600	465,832 (8)	58,229	486,675 (8)
1994	66,944	535,552	468,015 (8)	58,502	520,294 (8)
1995	66,944	535,552	476,587 (8)	59,573	510,327 (8)

Ten largest crowds to watch the Bears

Soldier Field			Road		
66,900	vs. NY Giants	9/5/93	100,470	at LA Rams	11/2/58
66,625*	vs. Philadelphia	10/2/89	83,501*	at LA Rams	12/17/50
66,475	vs. Minnesota	9/17/89	83,224**	at Cleveland	11/3/80
65,704**	vs. NY Giants	9/14/87	80,638	at Detroit	11/21/76
65,534*	vs. Philadelphia	12/31/88	80,456	at LARams	11/3/57
65,506	vs. LA Rams	10/29/89	80,366	at Buffalo	9/29/91
65,420	vs. Minnesota	9/23/90	80,156	at LA Raiders	9/30/90
65,293**	vs. San Francisco	10/24/88	80,024	at Buffalo	10/27/74
65,255**	vs. NY Jets	9/23/91	78,879	at Detroit	11/28/91
65,141*	vs. Washington	1/3/87	78,722**	at Cleveland	10/23/89

Five smallest crowds to watch the Bears

29,157	vs. Green Bay	12/16/73	4,074†	at Philadelphia	10/4/87
32,113†	vs. Minnesota	10/11/87	34,350	at Baltimore	9/25/83
33,557	vs. Green Bay	12/11/77	36,816	at Tampa Bay	11/20/83
34,306	vs. Green Bay	12/10/78	38,642	at Cincinnati	12/10/95
35,052	vs. St. Louis	12/14/75	41,154	at Minnesota	10/21/79

* playoff game; ** Monday Night Football; † strike game.

NOTES:

- Last non-sellout: September 9, 1984 vs. Denver (4,432 unsold).
- Heading into 1996, the Bears had 102 straight sellouts (94 regular season, eight playoffs).
- The Bears vs. All-Stars game on August 22, 1947 drew a crowd of 105,840 at Soldier Field which was the largest crowd ever to watch any NFL game until August 15, 1994, when the Cowboys-Oilers pre-season game drew 112,376 at Azteca Stadium in Mexico City.
- The 1958 Bears-Rams crowd of 100,470 is the second-largest regular season game behind only the November 10, 1957 49ers-Rams game which drew 102,368 fans.



GEORGE S. HALAS

Feb. 2, 1895 – Oct. 31, 1983

Leading the Chicago Bears for more than a half-century, George S. Halas, the team's founder and head coach for 40 years, was one of the most enduring personalities in sports history. Halas was active with the Bears starting in 1920 when he founded the team.

Halas was born and raised on Chicago's west side, prepped at Crane Tech High School before attending the University of Illinois where he earned a B.S. degree while lettering in football, basketball, and baseball. After graduation in 1918, he joined the Navy for the

first of two tours of duty. He was named Player of the Game in the 1919 Rose Bowl playing end on the Great Lakes team that beat the Marines 17-0. A commander when he left active duty in 1946, Halas retired as a captain in the Naval Reserve. He was also awarded the Distinguished Citizens Award—the highest honor the Navy can bestow on a civilian.

After leaving the Navy, Halas played right field for the New York Yankees, but a hip injury shortened his baseball career. Halas went to work for a Decatur (IL) corn products firm owned by an enthusiastic sports fan, Mr. A.E. Staley, who sponsored a semi-pro baseball team, and later commissioned Halas to organize an independent football team.

PRO CAREER: As a player, Halas set an NFL record (which stood until 1972) when he took a Jim Thorpe fumble 98 yards for a TD in a 26-0 win over the Oorang Indians at Wrigley Field (11/4/23). He played end for the Bears from 1920-29 and was named to the NFL All-Pro squad of the 20s.

PRO COACHING CAREER: Four times Halas interrupted his coaching activities by his own volition. He first turned over the leadership to Ralph Jones from 1930 through 1932. In 1942 when he left for the Navy, Luke Johnsos and "Hunk" Anderson shared head coaching responsibilities until '45. John "Paddy" Driscoll coached in 1956-57. Coincidentally, in '33 and again in '46 when Halas resumed coaching, his Bears won world championships.

During the 1940s, his teams reached the height of their power with four straight Western Conference titles; three world championships; a fantastic four-season record (including pre-season games) of 62-7-1 (.899); scoring 2,164 points and allowing just 842. The 1940 team, which defeated the Washington Redskins 73-0 for the World Championship, was voted the greatest professional team of all-time by the National Academy of Sports Editors in 1963.

Resuming coaching in 1958, Halas needed five years to develop another championship, but in 1963 the Bears had won their eighth championship. *The Sporting News*, AP, and UPI named him Coach of the Year after the 1963 and 1965 seasons. Halas retired from coaching on May 27, 1968, with a career record of 324-151-31. His win total was best in NFL until Don Shula broke the mark 11/14/93. He is a charter member of the Pro Football Hall of Fame.

HALAS' BEARS RECORDS

Longest run with opponent's fumble: 98 yards, TD (11/4/23)

NFL COACHING RECORDS

Most consecutive wins (including post-season): 18 (1933-34)

Most consecutive regular season victories: 17 (1933-34)

Second-most wins (including post-season): 324 (Don Shula has 347)

Most World Champions: 6 (1921, 1933, 1940, 1941, 1946, 1963)

BEAR COACHING RECORDS

Most regular season wins: 318

Most consecutive regular season victories: 17 (1933-34)

Most consecutive wins (including post-season): 18 (1933-34)

Most World Champions: 6 (1921, 1933, 1940, 1941, 1946, 1963)

HISTORICAL BIOS

GEORGE S. HALAS, JR.

Sept. 4, 1925 – Dec. 16, 1979



"Mugs" Halas was an integral part of the Chicago Bears before his untimely death in 1979. The son of pro football founder George S. Halas, "Mugs" spent 30 years in pro football. He joined the Bears' front office in 1950, was named treasurer in 1953, and became president of the club in 1963. In his first season as president, the Bears were NFL champions. "Mugs" was the second of just three presidents in the franchise's 70-year history. He succeeded his father, George S. Halas, and was followed by current president, Michael McCaskey. His numerous contributions on a league-level included membership on the executive committee of the NFL Management Council.

"Mugs" learned football at a young age, serving as a ball boy while growing up. He earned a business degree from Loyola in 1949, before entering pro football on a full-time basis. "Mugs" is remembered for his love and devotion to the game.

WALTER PAYTON

Runningback 1975-87



- Attended Jackson State
- Holds 9 NFL Records
- Holds 28 Bears' Records; jersey #34 is retired
- Voted to 9 Pro Bowls (1976, 78, 79, 80, 81, 84, 85, 86, 87)
- Member of Chicago Bears Board of Directors
- Elected to Hall of Fame, January 30, 1993
- Inducted July 31, 1993

Payton's Pro Stats

Year	Rush	Yds	Avg	Lg	TD	Rec	Yds	Avg	Lg	TD	G-GS
1987 Bears	146	533	3.7	17	4	33	217	6.6	16	1	12-12
1986 Bears	321	1,333	4.2	41	8	37	382	10.3	57	3	16-16
1985 Bears	324	1,551	4.8	40	9	49	483	9.9	65	2	16-16
1984 Bears	381	1,684	4.4	72	11	45	368	8.2	31	0	16-16
1983 Bears	314	1,421	4.5	49	6	53	607	11.5	74	2	16-16
1982 Bears	148	596	4.0	26	1	32	311	9.7	40	0	9-9
1981 Bears	339	1,222	3.6	39	6	41	379	9.2	30	2	16-16
1980 Bears	317	1,460	4.6	69	6	46	367	8.0	54	1	16-16
1979 Bears	369	1,610	4.4	43	14	31	313	10.1	65	2	16-16
1978 Bears	333	1,395	4.2	76	11	50	480	9.5	61	0	16-16
1977 Bears	339	1,852	5.5	73	14	27	269	10.0	75	2	14-14
1976 Bears	311	1,390	4.5	60	13	15	149	9.9	34	0	14-14
1975 Bears	196	679	3.5	54	7	33	213	6.5	40	0	13-7
Career	*3,838	*16,726	4.4	76	*110	492	4,538	9.2	75	15	190-184

Also: Career passing: 11-34-331, 8 TDs, and 5 interceptions.
 Career kickoff returns: 17 for 539 yards (31.7 avg.) no TDs.
 Career punting: 1 for 39 yards (1975)

Playoffs

Year	Rush	Yds	Avg	LG	TD	Rec	Yds	Avg	LG	TD	G-GS
1987 Bears	18	85	4.7	16	0	3	20	6.7	9	0	1-1
1986 Bears	14	38	2.7	9	0	1	-2	-2.0	-2	0	1-1
1985 Bears	67	186	2.8	12	0	8	52	6.5	19	0	3-3
1984 Bears	46	196	4.3	20	0	4	23	5.8	12	0	2-2
1979 Bears	16	67	4.2	12	2	3	52	17.3	31	0	1-1
1977 Bears	19	60	3.1	11	0	3	33	11.0	20	0	1-1
Career	180	632	3.5	20	2	22	178	8.1	31	0	9-9

Also: 3 kickoff returns for 57 yards in 1977.

* NFL Record

ANNUAL SCORING & RUSHING LEADERS

SCORING

Year	Player	TD	PAT	FG	Pts
1995	Butler, Kevin	0	23	45	114
1994	Butler, Kevin	0	24	21	87
1993	Butler, Kevin	0	21	27	102
1992	Butler, Kevin	0	34	19	91
1991	Butler, Kevin	0	32	19	89
1990	Butler, Kevin	0	36	26	114
1989	Anderson, Neal	15	0	0	90
1988	Butler, Kevin	0	37	15	82
1987	Butler, Kevin	0	28	19	85
1986	Butler, Kevin	0	36	28	120
1985*	Butler, Kevin	0	51	31	144
1984	Thomas, Bob	0	35	22	101
1983	Thomas, Bob	0	35	14	77
1982	Moorehead, Emery	5	0	0	30
1981	Roveto, John	0	19	10	49
1980	Thomas, Bob	0	35	13	74
1979	Payton, Walter	16	0	0	96
1978	Thomas, Bob	0	26	17	77
1977	Payton, Walter	16	0	0	96
1976	Payton, Walter	13	0	0	78
1975	Thomas, Bob	0	18	13	57
1974	Roder, Mirro	0	18	13	57
1973	Roder, Mirro	0	11	8	35
1972	Percival, Mac	0	26	12	62
1971	Percival, Mac	0	18	15	63
1970	Percival, Mac	0	28	20	88
1969	Percival, Mac	0	26	8	50
1968	Percival, Mac	0	25	25	100
1967	Sayers, Gale	12	0	0	72
1966	Leclerc, Roger	0	24	18	78
1965*	Sayers, Gale	22	0	0	132
1964	Morris, Johnny	10	0	0	60
1963	Ditka, Mike	8	0	0	48
1962	Leclerc, Roger	0	36	13	75
1961	Ditka, Mike	12	0	0	72
1960	Aveni, John	0	23	7	44
1959	Casares, Rick	12	0	0	72
1958	Galimore, Willie	12	0	0	72
1957	Blanda, George	1	23	14	71
1956	Casares, Rick	14	0	0	84
1955	Blanda, George	2	37	11	82
1954	Hill, Harlon	12	0	0	72
1953	Blanda, George	0	27	7	48
1952	Blanda, George	1	30	6	54
1951	Lujack, Johnny	7	10	0	52
1950	Lujack, Johnny	11	34	3	109
1949	Lujack, Johnny	2	42	1	57
1948	Lujack, Johnny	1	44	0	50
1947	Kavanaugh, Ken	13	0	0	78
1946	Gallarneau, Hugh	8	0	0	48
1945	Kavanaugh, Ken	6	0	0	36
1944	McLean, Ray	7	0	0	42
1943	Clark, Harry	10	0	0	60
1942	McLean, Ray	9	0	0	54
1941	McAfee, George	12	0	0	72
1940	McLean, Ray	4	1	0	25
1939	Manders, Jack	4	17	3	50
1938	Manders, Jack	3	10	3	37
1937*	Manders, Jack	5	15	8	69
1936	Manders, Jack	4	17	7	62
1935	Karr, William	6	0	0	36
1934*	Manders, Jack	3	31	10	79
1933	Manders, Jack	0	15	6	33

*Led NFL

RUSHING

Year	Player	Yards	Att	TD
1995	Salaam, Rashaan	1,074	296	10
1994	Tillman, Lewis	899	275	7
1993	Anderson, Neal	646	202	4
1992	Anderson, Neal	582	156	5
1991	Anderson, Neal	747	210	6
1990	Anderson, Neal	1,078	260	10
1989	Anderson, Neal	1,275	274	11
1988	Anderson, Neal	1,106	249	12
1987	Anderson, Neal	586	129	3
1986	Payton, Walter	1,333	321	8
1985	Payton, Walter	1,551	324	9
1984	Payton, Walter	1,684	381	11
1983	Payton, Walter	1,421	314	6
1982	Payton, Walter	596	148	1
1981	Payton, Walter	1,222	339	6
1980	Payton, Walter	1,460	317	6
1979	Payton, Walter	1,610	369	14
1978	Payton, Walter	1,395	333	11
1977*	Payton, Walter	1,852	339	14
1976	Payton, Walter	1,390	311	13
1975	Payton, Walter	679	196	7
1974	Grandberry, Ken	475	144	2
1973	Garrett, Carl	655	175	5
1972	Douglass, Bobby	968	141	8
1971	Shy, Don	420	116	2
1970	Montgomery, Ross	229	62	0
1969*	Sayers, Gale	1,032	236	8
1968	Sayers, Gale	856	138	2
1967	Sayers, Gale	880	186	7
1966*	Sayers, Gale	1,231	229	8
1965	Sayers, Gale	867	166	14
1964	Arnett, Jon	400	119	1
1963	Marconi, Joe	446	118	2
1962	Marconi, Joe	406	89	5
1961	Galimore, Willie	707	153	4
1960	Casares, Rick	566	160	5
1959	Casares, Rick	699	177	10
1958	Casares, Rick	651	176	2
1957	Casares, Rick	700	204	6
1956*	Casares, Rick	1,126	234	12
1955	Casares, Rick	672	125	4
1954	Jagade, Chick	498	157	3
1953	Morrison, Fred	307	95	2
1952	Morrison, Fred	367	95	3
1951	Dottley, John	670	127	3
1950	Gulyanics, George	571	146	2
1949	Gulyanics, George	452	102	5
1948	Gulyanics, George	439	119	4
1947	Osmanski, Joe	328	64	1
1946	Gallarneau, Hugh	476	112	6
1945	Margarita, Bob	497	112	3
1944	Margarita, Bob	463	88	4
1943	Clark, Harry	556	120	3
1942	Famiglietti, Gary	503	118	8
1941	McAfee, George	474	65	6
1940	Nolting, Ray	373	78	1
1939*	Osmanski, Bill	699	121	7
1938	Nolting, Ray	297	63	2
	Francis, Sam	297	85	3
1937	Nolting, Ray	424	106	2
1936	Nagurski, Bronko	529	122	3
1935	Ronzani, Gene	356	79	2
1934*	Feathers, Beattie	1,004	101	8
1933	Nagurski, Bronko	533	128	1

*Led NFL

ANNUAL PASSING LEADERS

Year	Player	Att	Cmp	Yards	TD	Int	Rating
1995	Kramer, Erik	522	315	3,838	29	10	93.5
1994	Walsh, Steve	343	208	2,078	10	8	77.9
1993	Harbaugh, Jim	325	200	2,002	7	11	72.1
1992	Harbaugh, Jim	358	202	2,486	13	12	76.2
1991	Harbaugh, Jim	478	275	3,121	15	16	73.7
1990	Harbaugh, Jim	312	180	2,178	10	6	81.9
1989	Tomczak, Mike	306	156	2,058	16	16	68.2
1988	McMahon, Jim	192	114	1,346	6	7	76.0
1987	McMahon, Jim	210	125	1,639	12	8	87.4
1986	McMahon, Jim	150	77	995	5	8	61.4
1985	McMahon, Jim	313	178	2,392	18	11	82.8
1984	McMahon, Jim	143	85	1,146	8	2	97.8
1983	McMahon, Jim	295	175	2,184	12	13	77.7
1982	McMahon, Jim	210	120	1,501	9	7	80.1
1981	Evans, Vince	436	195	2,354	11	20	51.0
1980	Evans, Vince	278	148	2,039	11	16	66.1
1979	Phipps, Mike	255	134	1,535	9	8	69.7
1978	Avellini, Bob	264	141	1,718	5	16	54.6
1977	Avellini, Bob	293	194	2,004	11	18	61.7
1976	Avellini, Bob	271	118	1,580	8	15	49.7
1975	Huff, Gary	205	114	1,083	3	9	57.1
1974	Huff, Gary	283	142	1,663	6	17	50.4
1973	Douglass, Bobby	174	81	1,057	5	7	59.2
1972	Douglass, Bobby	198	75	1,246	9	12	49.5
1971	Douglass, Bobby	225	91	1,164	7	15	38.7
1970	Concannon, Jack	385	194	2,130	16	18	61.6
1969	Concannon, Jack	160	87	1,783	4	8	31.3
1968	Concannon, Jack	143	71	715	5	9	49.8
1967	Concannon, Jack	186	92	1,260	6	14	51.0
1966	Bukich, Rudy	309	147	1,858	10	21	49.1
1965*	Bukich, Rudy	312	176	2,641	20	9	93.6
1964	Bukich, Rudy	160	99	1,099	12	7	89.0
1963	Wade, Bill	356	192	2,301	15	12	73.8
1962	Wade, Bill	412	225	3,172	18	24	70.2
1961	Wade, Bill	250	139	2,258	22	13	93.7
1960	Brown, Ed	149	59	1,079	7	11	50.1
1959	Brown, Ed	247	125	1,881	13	10	77.0
1958	Brown, Ed	218	102	1,418	10	17	51.0
1957	Brown, Ed	185	84	1,321	6	16	44.5
1956*	Brown, Ed	168	96	1,667	11	12	83.1
1955	Brown, Ed	164	85	1,307	9	10	71.4
1954	Bratkowski, Zeke	130	67	1,087	8	17	60.9
1953	Blanda, George	362	169	2,164	14	24	51.3
1952	Romanik, Steve	126	49	772	4	11	34.5
1951	Lujack, Johnny	176	85	1,295	3	8	59.9
1950	Lujack, Johnny	254	121	1,731	4	21	40.9
1949	Lujack, Johnny	312	162	2,658	23	22	75.9
1948	Luckman, Sid	163	89	1,047	13	14	65.2
1947	Luckman, Sid	323	176	2,712	24	31	67.6
1946*	Luckman, Sid	229	110	1,826	17	16	70.8
1945†	Luckman, Sid	217	117	1,725	14	10	82.6
1944	Luckman, Sid	143	71	1,018	11	11	66.8
1943*	Luckman, Sid	202	110	2,194	28	12	107.8
1942	Luckman, Sid	105	57	1,023	10	13	80.0
1941*	Luckman, Sid	119	68	1,181	9	6	95.5
1940	Luckman, Sid	105	48	941	4	9	60.7
1939	Masterson, Bernie	113	44	914	5	9	49.6
1938	Masterson, Bernie	112	46	848	7	9	55.6
1937	Masterson, Bernie	72	26	615	6	7	55.8
1936	Molesworth, Keith	31	15	188	4	4	67.7
1935	Masterson, Bernie	44	18	456	5	4	79.4
1934	Ronzani, Gene	32	15	150	3	0	91.9
1933	Molesworth, Keith	50	19	433	3	4	56.5

*Led NFL; †Tied for NFL lead.

ANNUAL RECEIVING LEADERS

RECEPTIONS

Year	Player	No	Yards	TD
1995	Graham, Jeff	82	1,301	4
1994	Graham, Jeff	68	944	4
1993	Waddle, Tom	44	552	1
1992	Davis, Wendell	54	734	2
1991	Davis, Wendell	61	945	6
1990	Muster, Brad	47	452	0
1989	Anderson, Neal	50	434	4
1988	McKinnon, Dennis	45	704	3
1987	Anderson, Neal	47	467	3
1986	Gault, Willie	42	818	5
1985	Payton, Walter	49	483	2
1984	Payton, Walter	45	368	0
1983	Payton, Walter	53	607	2
1982	Suhey, Matt	36	333	0
1981	Payton, Walter	41	379	2
1980	Payton, Walter	46	367	1
1979	Williams, Dave	42	354	5
1978	Payton, Walter	50	480	0
1977	Scott, James	50	809	3
1976	Harper, Roland	29	291	1
1975	Rather, Bo	39	685	2
1974	Wade, Charlie	39	683	1
1973	Garrett, Carl	23	292	0
1972	Thomas, Earl	20	365	3
1971	Farmer, George	46	737	5
1970*	Gordon, Dick	71	1,026	13
1969	Wallace, Bob	47	553	5
1968	Gordon, Dick	29	477	4
1967	Gordon, Dick	31	534	5
1966	Sayers, Gale	34	447	2
1965	Morris, Johnny	53	846	4
1964*	Morris, Johnny	93	1,200	10
1963	Ditka, Mike	59	794	8
1962	Ditka, Mike	58	904	5
	Morris, Johnny	58	889	5
1961	Ditka, Mike	56	1,076	12
1960	Dewveall, Willard	43	804	5
1959	Dooley, Jim	41	580	3
1958	McColl, Bill	35	517	8
1957	Dooley, Jim	37	530	1
1956	Hill, Harlon	47	1,128	11
1955	Hill, Harlon	42	789	9
1954	Hill, Harlon	45	1,124	12
1953	Dooley, Jim	53	841	4
1952	Schroeder, Gene	39	660	6
1951	Hoffman, John	28	394	2
1950	Keane, Jim	36	433	0
1949	Keane, Jim	47	696	6
1948	Keane, Jim	30	414	3
1947*	Keane, Jim	64	910	10
1946	Kavanaugh, Ken	18	337	5
1945	Wilson, George	28	259	3
1944	Wilson, George	24	265	4
1943	Clark, Harry	23	535	7
1942	McLean, Ray	19	571	8
1941	Plasman, Dick	14	283	0
1940	Kavanaugh, Ken	12	276	3
1939	Plasman, Dick	19	403	3
1938	Karr, Bill	14	253	4
1937	McDonald, Lester	11	179	4
1936	Hewitt, Bill	15	358	6
1935	Johnsos, Luke	19	298	4
1934	Hewitt, Bill	10	151	5
1933	Hewitt, Bill	16	273	2
1932	Johnsos, Luke	24	321	2

YARDS

Year	Player	Yards	No	TD
1995	Graham, Jeff	1,301	82	4
1994	Graham, Jeff	944	68	4
1993	Waddle, Tom	552	44	1
1992	Davis, Wendell	734	54	2
1991	Davis, Wendell	945	61	6
1990	Davis, Wendell	572	39	3
1989	Morris, Ron	486	30	1
1988	McKinnon, Dennis	704	45	3
1987	Gault, Willie	705	35	7
1986	Gault, Willie	818	42	5
1985	Gault, Willie	704	33	1
1984	Gault, Willie	587	34	6
1983	Gault, Willie	836	40	8
1982	Moorehead, Emery	363	30	5
1981	Margerum, Ken	584	39	1
1980	Scott, James	696	36	3
1979	Baschnagel, Brian	452	30	2
1978	Scott, James	759	42	5
1977	Scott, James	809	50	3
1976	Scott, James	512	26	6
1975	Rather, Bo	685	39	2
1974	Wade, Charles	683	39	1
1973	Thomas, Earl	343	24	4
1972	Farmer, George	380	14	2
1971	Farmer, George	737	46	5
1970	Gordon, Dick	1,026	71	13
1969	Wallace, Bob	553	47	5
1968	Gordon, Dick	477	29	4
1967	Gordon, Dick	534	31	5
1966	Jones, Jimmie	504	28	5
1965	Morris, Johnny	846	53	4
1964*	Morris, Johnny	1,200	93	10
1963	Ditka, Mike	794	59	8
1962	Ditka, Mike	904	58	5
1961	Ditka, Mike	1,076	56	12
1960	Dewveall, Willard	804	43	5
1959	Dooley, Jim	580	41	3
1958	McColl, Bill	517	35	8
1957	Dooley, Jim	530	37	1
1956	Hill, Harlon	1,128	47	11
1955	Hill, Harlon	789	42	9
1954	Hill, Harlon	1,124	45	12
1953	Dooley, Jim	841	53	4
1952	Schroeder, Gene	660	39	6
1951	Schroeder, Gene	461	24	3
1950	Keane, Jim	433	36	0
1949	Keane, Jim	696	47	6
1948	Keane, Jim	414	30	3
1947	Keane, Jim	910	64	10
1946	McLean, Ray	348	17	2
1945	Kavanaugh, Ken	539	35	6
1944	McLean, Ray	414	19	5
1943	Clark, Harry	535	23	7
1942	McLean, Ray	571	19	8
1941	Kavanaugh, Ken	314	11	6
1940	Kavanaugh, Ken	276	12	3
1939	Plasman, Dick	403	19	3
1938	Karr, Bill	253	14	4
1937	Manske, Eggs	225	9	3
1936	Hewitt, Bill	358	15	6
1935	Johnsos, Luke	298	19	4
1934	Hewitt, Bill	151	10	5
1933	Hewitt, Bill	273	16	2
1932	Johnsos, Luke	321	24	2

*Led NFL

ANNUAL RETURN LEADERS

PUNTS

Year	Player	No	Yds	Avg
1995	Graham, Jeff	23	183	8.0
1994	Graham, Jeff	15	140	9.3
1993	Obee, Terry	35	289	8.3
1992	Woolford, Donnell	12	127	10.6
1991	Bailey, Johnny	36	281	7.8
1990	Bailey, Johnny	36	399	11.1
1989	Green, Mark	16	141	8.8
1988	McKinnon, Dennis	34	277	8.1
1987	McKinnon, Dennis	40	405	10.1
1986	Barnes, Lew	57	482	8.5
1985	Taylor, Ken	25	198	7.9
1984	Fisher, Jeff	58	492	8.5
1983	McKinnon, Dennis	34	316	9.3
1982	Fisher, Jeff	9	65	7.2
1981	Fisher, Jeff	43	509	11.8
1980	Walterscheid, Lenny	33	239	7.2
1979	Schubert, Steve	25	238	9.5
1978	Schubert, Steve	27	229	8.5
1977	Schubert, Steve	31	291	9.4
1976	Livers, Virgil	28	205	7.3
1975	Livers, Virgil	42	456	10.9
1974	Hill, Ike	33	183	5.5
1973	Hill, Ike	36	204	5.7
1972	Smith, Ron	26	163	6.3
1971	Smith, Ron	26	194	7.5
1970	Cole, Linzy	14	83	5.9
1969	Lyle, Garry	12	78	6.5
1968	Turner, Cecil	9	19	2.1
1967	Gordon, Dick	12	82	6.8
1966	Arnett, Jon	15	58	3.9
1965	Sayers, Gale	16	238	14.9
1964	Arnett, Jon	19	188	9.9
1963	Morris, Johnny	16	164	10.3
1962	Morris, Johnny	20	208	10.4
1961	Morris, Johnny	23	155	6.7
1960	Morris, Johnny	13	75	5.8
1959*	Morris, Johnny	14	171	12.2
1958	Morris, Johnny	14	96	6.9
1957	Drzewiecki, Ron	22	64	2.9
1956	Jeter, Perry	6	66	11.0
	Smith, Ray	6	66	11.0
1955	Drzewiecki, Ron	20	100	5.0
1954	Stone, Billy	14	40	2.9
1953	Macon, Ed	17	68	4.0
1952	White, Wilford	23	117	5.1
1951	White, Wilford	14	131	9.4
1950	McAfee, George	33	284	8.6
1949	McAfee, George	24	279	11.6
1948*	McAfee, George	30	417	13.9
1947	McAfee, George	18	261	14.5
1946	Gallameau, Hugh	10	99	9.9
1945	Margarita, Bob	7	66	9.4
1944	Grygo, Al	11	100	9.1
1943	Clark, Harry	10	158	15.8
1942	Gallameau, Hugh	9	101	11.2
1941	McAfee, George	5	158	31.6

KICKOFFS

Year	Player	No	Yds	Avg
1995	Lewis, Nate	42	904	21.5
1994	Lewis, Nate	35	874	25.0
1993	Conway, Curtis	21	450	21.4
1992	Lewis, Darren	23	511	22.2
1991	Bailey, Johnny	16	311	19.4
1990	Bailey, Johnny	23	363	15.8
1989	Gentry, Dennis	28	667	23.8
1988	Gentry, Dennis	27	578	21.4
1987	Gentry, Dennis	25	621	24.8
1986*	Gentry, Dennis	20	576	28.8
1985	Gault, Willie	22	577	26.2
1984	Cameron, Jack	26	485	18.7
1983	Gault, Willie	13	276	21.2
1982	Watts, Rickey	14	330	23.6
1981	Williams, Dave	23	486	21.1
1980	Williams, Dave	27	666	24.7
1979	Walterscheid, Lenny	19	427	22.5
1978	Baschnagel, Brian	20	455	22.8
1977	Baschnagel, Brian	23	557	24.2
1976	Baschnagel, Brian	29	754	26.0
1975*	Payton, Walter	14	444	31.7
1974	Grandberry, Ken	22	568	25.8
1973*	Garrett, Carl	16	486	30.4
1972*	Smith, Ron	30	924	30.8
1971	Smith, Ron	26	671	25.8
1970	Turner, Cecil	23	752	32.7
1969	Sayers, Gale	14	339	24.2
1968	Turner, Cecil	20	363	18.2
1967	Sayers, Gale	16	603	37.7
1966*	Sayers, Gale	23	718	31.2
1965	Sayers, Gale	21	660	31.4
1964	Martin, Billy	24	534	22.3
1963	Bull, Ronnie	7	105	15.0
1962	Martin, Billy	25	515	20.6
1961	Bivins, Charles	25	669	26.7
1960	Galimore, Willie	12	292	24.3
1959	Morris, Johnny	17	438	25.8
1958	Morris, Johnny	16	399	24.9
1957	Drzewiecki, Ron	13	315	24.2
1956	Bingham, Don	17	444	26.1
1955	Drzewiecki, Ron	25	591	23.6
1954	Jagade, Chick	11	195	17.7
1953	Macon, Ed	13	373	28.7
1952	Macon, Ed	9	299	33.2
1951	Morrison, Fred	13	353	27.2
1950	Hunsinger, Chuck	23	343	14.9
1949	Dreyer, Fred	13	338	26.0
1948	Minini, Frank	12	370	30.8
1947	Minini, Frank	11	261	23.7
1946	Osmanski, Bill	8	203	25.4
1945	Margarita, Bob	10	155	15.5
1944	Margarita, Bob	12	279	23.3
1943	Clark, Harry	13	326	25.1
1942	Gallameau, Hugh	6	151	25.2
1941	McAfee, George	7	223	31.9

*Led NFL

DID YOU KNOW?

The Bears last played the AFC West in 1993. In those four games, no team scored 20 points and three contests were decided by a field goal. The Bears were winners in San Diego (16-13) and Kansas City (19-17) while losing to the then-Los Angeles Raiders (16-14) and Denver (13-3). The four 1990 contests also emphasized defense as the Bears beat San Diego (16-13 in OT) and Seattle (17-0) while falling to the Chiefs (21-10) and Raiders (24-10).

ANNUAL INTERCEPTION LEADERS

Year	Player	No	Yards
1995	Woolford, Donnell	4	21
1994	Woolford, Donnell	5	30
1993	Carrier, Mark	4	94
	Jones, Dante	4	52
1992	Woolford, Donnell	7	67
1991	Stinson, Lemuel	4	69
1990*	Carrier, Mark	10	39
1989	Stinson, Lemuel	4	59
1988	Jackson, Vestee	8	94
1987	Duerson, Dave	3	0
1986	Richardson, Mike	7	69
1985	Frazier, Leslie	6	119
1984	Fencik, Gary	5	102
1983	Frazier, Leslie	7	135
1982	Schmidt, Terry	4	39
1981	Fencik, Gary	6	121
1980	Walterscheid, Lenny	4	84
1979	Schmidt, Terry	6	44
	Fencik, Gary	6	31
1978	Fencik, Gary	4	77
1977	Ellis, Allan	6	23
1976	Brupbacher, Ross	7	49
1975	Clemons, Craig	2	109
	Plank, Doug	2	50
	Livers, Virgil	2	40
	Ellis, Allan	2	4
1974	Clemons, Craig	4	84
1973	Lyle, Garry	5	62
1972	Ford, Charlie	7	104
1971	Ford, Charlie	5	46
1970	Buffone, Doug	4	33
1969	Taylor, Joe	3	37
	Daniels, Dick	3	37
	Youngblood, George	3	22
1968	McRae, Bennie	4	41

Year	Player	No	Yards
1967	McRae, Bennie	5	94
	Petitbon, Richie	5	93
	Taylor, Roosevelt	5	19
1966	Petitbon, Richie	4	34
1965	Butkus, Dick	5	84
1964	Caroline, JC	2	84
	Whitsell, Dave	2	57
	Taylor, Roosevelt	2	45
	McRae, Bennie	2	44
	George, Bill	2	28
1963*	Taylor, Roosevelt	9	172
1962	Petitbon, Richie	6	212
1961	Whitsell, Dave	6	123
1960	Caroline, JC	3	31
1959	Barnes, Erich	5	67
1958	Sumner, Charles	6	67
1957	Johnson, Jack	4	36
1956	Caroline, JC	6	182
1955	Sumner, Charles	7	162
1954	Whitman, SJ	5	117
1953	Kindt, Don	6	172
1952	Dooley, Jim	5	30
1951	Schroeder, Gene	5	62
1950	Davis, Harper	5	59
1949	McAfee, George	6	76
1948	Lujack, Johnny	8	131
1947	Mullins, Noah	6	113
1946	Farris, Tom	4	43
1945	Margarita, Bob	6	79
1944	Grygo, Al	4	79
1943	Clark, Harry	5	32
1942*	Turner, Clyde	8	96
1941	McAfee, George	6	78
1940	Clark, Harry	4	62
	Famiglietti, Gary	4	18
	McAfee, George	4	50

*Led NFL

THANKSGIVING DAY GAMES

Overall: 15-12-2 — vs. Detroit: 8-5-0 — vs. Dallas: 0-2-0 — vs. Chi Cards: 7-3-2

11-25-20	Chi. Tigers 6	STALEYS 0
11-24-21*	Buf. All-Americans 7	STALEYS 6
11-30-22	Cardinals 6	BEARS 0
11-29-23*	BEARS 3	Cardinals 0
11-27-24	BEARS 21	Cardinals 0
11-26-25*	BEARS - Cardinals (0-0 Tie)	
11-25-26*	BEARS - Cardinals (0-0 Tie)	
11-24-27*	Cardinals 3	BEARS 0
11-29-28*	BEARS 34	Cardinals 0
11-28-29	Cardinals 40	BEARS 6
11-27-30*	BEARS 6	Cardinals 0
11-26-31*	BEARS 18	Cardinals 7
11-24-32*	BEARS 34	Cardinals 0
11-30-33*	BEARS 22	Cardinals 6
11-29-34	BEARS 19	Lions 16

11-28-35	Lions 14	BEARS 2
11-26-36	Lions 13	BEARS 7
11-25-37	BEARS 13	Lions 0
11-24-38	Lions 14	BEARS 7
11-24-47	BEARS 34	Lions 14
11-24-49	BEARS 28	Lions 7
11-27-52	Texans 27	BEARS 23
11-26-64	BEARS 27	Lions 24
11-24-77	BEARS 31	Lions 14
11-22-79	Lions 20	BEARS 9
11-27-80	BEARS 23	Lions 17 (OT)
11-26-81	Cowboys 10	BEARS 9
11-28-91	Lions 16	BEARS 6
11-25-93	BEARS 10	Lions 6

* Indicates home game

ANNUAL PUNTING LEADERS

Year	Player	No	Avg
1995	Sauerbrun, Todd	55	37.8
1994	Gardocki, Chris	76	37.8
1993	Gardocki, Chris	80	38.5
1992	Gardocki, Chris	79	42.9
1991	Buford, Maury	69	40.8
1990	Buford, Maury	76	40.4
1989	Buford, Maury	72	39.5
1988	Wagner, Bryan	79	41.5
1987	Wagner, Bryan	36	40.6
1986	Buford, Maury	69	41.3
1985	Buford, Maury	68	42.2
1984	Finzer, Dave	83	40.1
1983	Parsons, Bob	79	36.9
1982	Parsons, Bob	58	41.3
1981	Parsons, Bob	114	39.7
1980	Parsons, Bob	79	40.6
1979	Parsons, Bob	92	37.9
1978	Parsons, Bob	96	37.0
1977	Parsons, Bob	80	40.4
1976	Parsons, Bob	99	37.6
1975	Parsons, Bob	93	39.0
1974	Parsons, Bob	90	37.8
1973	Green, Bobby Joe	82	40.5
1972	Green, Bobby Joe	67	41.2
1971	Green, Bobby Joe	77	40.1
1970	Green, Bobby Joe	83	40.9
1969	Green, Bobby Joe	76	39.0
1968	Green, Bobby Joe	27	42.3
1967	Green, Bobby Joe	79	42.9
1966	Green, Bobby Joe	80	41.9

Year	Player	No	Avg
1965	Green, Bobby Joe	58	42.7
1964	Green, Bobby Joe	71	44.5
1963	Green, Bobby Joe	64	46.5
1962	Green, Bobby Joe	69	43.7
1961	Brown, Ed	59	42.2
1960	Brown, Ed	56	39.8
1959	Brown, Ed	64	41.2
1958	Brown, Ed	27	42.2
1957	Brown, Ed	34	40.1
1956	Brown, Ed	42	39.1
1955	Brown, Ed	44	40.1
1954	Bratkowski, Zeke	39	41.0
1953	Morrison, Fred	65	42.6
1952	Morrison, Fred	64	42.3
1951	Morrison, Fred	57	39.0
1950*	Morrison, Fred	57	43.3
1949*	Gulyanics, George	29	47.2
1948	Gulyanics, George	55	44.2
1947*	Gulyanics, George	23	44.8
1946	Luckman, Sid	33	37.4
1945	Luckman, Sid	36	37.4
1944	McEnulty, Doug	25	39.8
1943	Luckman, Sid	34	35.9
1942	Luckman, Sid	24	40.6
1941	Luckman, Sid	13	41.1
1940	Luckman, Sid	27	42.5
1939	Luckman, Sid	27	43.3

*Led NFL

ANNUAL SACK LEADERS

Year	Player	No	Yards
1995	Flanigan, Jim	11.0	75.0
1994	Armstrong, Trace	7.5	52.0
1993	Dent, Richard	12.5	90.0
1992	McMichael, Steve	10.5	66.5
1991	Dent, Richard	10.5	72.0
1990	Dent, Richard	12.0	101.0
1989	Dent, Richard	9.0	64.0
1988	McMichael, Steve	11.5	95.0
1987	Dent, Richard	12.5	94.0
1986	Dent, Richard	11.5	87.0
1985*	Dent, Richard	17.0	133.5
1984	Dent, Richard	17.5	140.5
1983	Hartenstine, Mike	12.0	91.5
1982	Hampton, Dan	7.0	57.0

Year	Player	No	Yards
1981	Page, Alan	9.0	84.0
	Hampton, Dan	9.0	77.0
1980	Hampton, Dan	11.5	108.5
1979	Osborne, Jim	10.5	79.0
1978	Page, Alan	11.5	94.0
1977	Rydalch, Ron	9.5	81.0
1976	Osborne, Jim	15.0	129.0
1975	Chambers, Wally	14.0	105.0
1974	Chambers, Wally	6.0	53.0
1973	Osborne, Jim	11.5	92.0
1972	Osborne, Jim	6.0	N/A
1971	Holman, Willie	13.5	N/A
1970	Holman, Willie	14.0	N/A

*Led NFL

100-YARD RUSHING GAMES

11/20/77	Payton, vs. Min	W	40-275
10/30/77	Payton, at GB	W	23-205
11/3/68	Sayers, at GB	W	24-205
12/18/66	Sayers, vs. Min	W	17-197
11/3/85	Payton, at GB	W	28-192
11/13/77	Payton, vs. KC	W	33-192
12/16/66	Casares, vs. Det	W	17-190
9/14/80	Payton, vs. NO	W	18-183
12/5/76	Payton, at Sea	W	27-183
9/9/79	Payton, vs. Min	W	23-182
9/16/62	Galimore, at SF	W	22-181
9/9/84	Payton, vs. Den	W	20-179
11/26/81	Payton, at Dal	L	38-179
9/14/86	Payton, vs. Phil	W+	33-176
12/9/84	Payton, vs. GB	L	35-175
11/27/66	Sayers, vs. Atl	W	19-172
12/11/77	Payton, vs. GB	W	32-163
10/29/78	Payton, vs. Det	L	23-162
9/18/83	Payton, at NO	L+	28-161
9/18/77	Payton, vs. Det	W	23-160
12/16/79	Payton, vs. StL	W	33-157
10/16/78	Payton, at Den	L	22-157
9/30/84	Payton, vs. Dal	L	25-155
10/7/79	Payton, at Buf	W	39-155
10/28/34	Feathers, vs. GB	W	15-155
10/7/84	Payton, vs. NO	W	32-154
10/20/57	Galimore, vs. Rams	W	24-153
12/18/83	Payton, vs. GB	W	30-148
9/19/76	Payton, at SF	W	28-148
9/10/89	Anderson, vs. Cin	W	21-146
10/17/76	Payton, at Rams	L	27-145
11/26/78	Harper, vs. TB	W	25-144
10/29/44	Grygo, vs. CRams	W	13-144
10/27/68	Sayers, vs. Min	W	18-143
10/15/67	Sayers, vs. Det	W	22-142
10/7/90	Anderson, vs. GB	W	21-141
10/10/76	Payton, at Min	L	19-141
10/2/39	Maniaci, at Pit	W	12-141
10/2/77	Payton, vs. NO	L	19-140
9/30/34	Feathers, at Reds	W	2-140
11/27/88	Anderson, vs. GB	W	17-139
11/9/86	Payton, at TB	W	20-139
10/7/56	Casares, at GB	W	24-139
11/24/77	Payton, at Det	W	20-137
10/9/55	Hoffman, vs. SF	L	18-135
12/17/95	Salaam, vs. TB	W	27-134
9/16/79	Payton, at Dal	L	22-134
12/21/75	Payton, at NO	W	25-134
10/6/80	Payton, vs. TB	W	28-133
11/17/85	Payton, at Dal	W	22-132
10/13/85	Payton, at SF	W	24-132
11/4/56	Casares, at Rams	W	25-132
10/7/34	Feathers, at Brk	W	14-132
11/13/83	Payton, vs. Phil	W	23-131
12/10/67	Sayers, vs. Min	T	20-131
12/20/80	Payton, at TB	W	29-130
12/7/80	Payton, vs. GB	W	22-130
12/3/44	Margarita, at Pit-Cards	W	9-129
11/12/78	Payton, at Min	L	23-127
12/17/72	Douglass, at Oak	L	14-127
11/20/94	Tillman, vs. Det	W	32-126
10/10/77	Payton, vs. Rams	W	24-126
11/30/69	Sayers, vs. Clev	L	20-126

9/2/79	Payton, vs. GB	W	36-125
11/6/66	Sayers, vs. Det	T	21-124
10/21/56	Casares, vs. Balt	W	22-124
11/26/33	Nagurski, vs. Port	W	18-124
9/4/88	Anderson, vs. Mia	W	24-123
11/27/80	Payton, at Det	W+	18-123
10/1/78	Payton, at Oak	L+	27-123
12/24/95	Salaam, vs. Phil	W	30-122
12/19/88	Anderson, at Min	L	22-122
10/16/77	Payton, at Min	L+	24-122
12/2/85	Payton, at Mia	L	23-121
12/16/62	Marconi, vs. Det	W	13-121
10/5/52	Dottley, at Chi	L	24-121
9/17/50	Gulyanics, vs. Rams	W	26-121
9/8/85	Payton, vs. TB	W	17-120
12/17/67	Sayers, at Atl	W	19-120
12/17/69	Anderson, vs. GB	L	12-119
11/12/50	Hunsinger, vs. Yanks	W	14-119
10/15/39	Osmanski, vs. Chi	W	15-119
10/27/85	Payton, vs. Min	W	19-118
12/5/65	Sayers, at Balt	W	16-118
9/20/87	Anderson, vs. TB	W	16-117
11/25/84	Payton, at Min	W	23-117
10/15/72	Douglass, at Clev	W	11-117
11/26/67	Sayers, vs. GB	L	18-117
12/9/56	Casares, vs. Chi	W	25-117
11/18/51	Dottley, vs. GB	W	17-117
9/24/89	Anderson, at Det	W	16-116
9/23/84	Payton, at Sea	L	24-116
11/2/69	Sayers, at Min	L	20-116
11/24/57	Casares, at Det	W	28-116
11/4/45	Margarita, vs. GB	W	16-116
12/9/79	Payton, at GB	W	25-115
11/6/55	Watkins, vs. GB	W	14-115
11/6/55	Casares, vs. GB	W	16-115
10/16/60	Morris, vs. SF	W	7-114
10/21/34	Feathers, vs. Reds	W	7-114
9/7/86	Payton, vs. Clev	W	22-113
11/4/79	Payton, vs. Det	W	22-113
9/17/72	Harrison, vs. Atl	L	20-113
12/12/65	Sayers, vs. SF	W	9-113
11/28/65	Sayers, vs. NYG	W	13-113
11/9/58	Casares, at GB	W	15-113
11/2/58	Casares, at Rams	L	23-113
10/21/85	Payton, vs. GB	W	25-112
11/20/83	Suhey, at TB	W	19-112
12/6/81	Payton, vs. Min	W	33-112
12/1/68	Piccolo, at NO	W	21-112
11/9/69	Sayers, vs. Pit	W	28-112
10/14/56	Casares, vs. SF	W	21-112
10/21/51	Dottley, vs. SF	W	16-112
11/18/90	Anderson, at Den	W+	28-111
12/8/85	Payton, vs. Ind	W	26-111
11/4/84	Payton, vs. Raid	W	27-111
10/21/79	Payton, at Min	L	23-111
11/22/59	Casares, at Det	W	21-111
11/12/39	Osmanski, at Det	W	18-111
9/16/84	Payton, at GB	W	27-110
11/28/76	Payton, at GB	W	27-110
10/19/75	Adams, at Pit	L	17-110
10/22/95	Salaam, vs. Hou	W	29-109
1/2/83	Payton, at TB	L+	26-109

(continued)

100-YARD RUSHING GAMES

11/5/78	Payton, vs. Sea	L	18-109
11/14/76	Payton, vs. GB	W	18-109
10/26/69	Sayers, vs. Rams	L	15-109
10/5/86	Payton, vs. Min	W	26-108
9/29/68	Sayers, at Min	W	16-108
11/11/56	Hoffman, vs. GB	W	18-108
10/28/56	Jeter, at SF	W	16-108
11/10/85	Payton, vs. Det	W	26-107
10/25/81	Payton, vs. SD	W+	36-107
11/9/80	Payton, vs. Wash	W	17-107
11/20/83	Payton, at TB	W	22-106
10/9/66	Sayers, vs. Balt	W	18-106
10/8/95	Salaam, vs. Car	W	28-105
12/10/95	Salaam, at Cin	L	22-105
9/25/88	Anderson, at GB	W	20-105
11/15/81	Payton, at GB	L	22-105
11/26/78	Payton, vs. TB	W	27-105
11/16/75	Payton, at SF	L	23-105
10/6/68	Sayers, at Balt	L	15-105
9/15/68	Sayers, vs. Wash	L	15-105
10/28/51	Dottley, at Det	W	17-105
11/25/45	McAfee, vs. Pit	W	5-105
9/26/93	Anderson, vs. TB	W	28-104
12/26/82	Payton, at Rams	W	20-104
10/3/76	Payton, vs. Wash	W	18-104

11/18/56	Casares, vs. Rams	W	27-104
9/4/83	Payton, vs. Atl	L	20-103
10/23/72	Harrison, vs. Min	W	31-103
11/10/85	Suhey, vs. Det	W	16-102
11/24/85	Payton, vs. Atl	W	20-102
10/9/83	Payton, vs. Min	L	20-102
10/12/80	Payton, at Min	L	23-102
12/7/58	Casares, vs. Chi	W	22-102
10/22/39	Maniaci, at NYG	L	15-102
11/17/91	Muster, at Ind	W	15-101
9/9/90	Anderson, vs. Sea	W	20-101
12/11/83	Suhey, at Min	W	17-101
10/19/80	Payton, vs. Det	W	27-101
9/3/78	Payton, vs. StL	W	26-101
12/4/77	Payton, at TB	W	33-101
10/21/74	Garrett, vs. GB	W	23-101
11/29/42	Famiglietti, vs. CRams	W	12-101
10/10/34	Feathers, at Pit	W	8-101
10/9/94	Tillman, vs. NO	W	23-100
12/16/90	Anderson, at Det	L	22-100
11/19/89	Anderson, vs. TB	L	15-100
10/14/84	Payton, at StL	L	23-100
11/4/73	Douglass, at GB	W	19-100
11/20/49	Hoffman, at Wash	W	15-100

174 rushers in 170 games*

Eight games have gone into overtime; two have ended in a tie (before OT was adopted).

TOTAL: 126-42-2 (.750)*

At home: 79-16-2 (.832)

On the road: 47-26 (.644)

TWO 100-YARD RUSHERS:

11/6/55 vs. GB — Casares, Watkins

11/26/78 vs. TB — Payton, Harper

11/20/83 at TB — Payton, Suhey

11/10/85 vs. Det — Payton, Suhey

BY MONTH:*

September	22-7 (.759)
October	37-17 (.685)
November	41-11-1 (.804)
December	26-6-1 (.813)
January	0-1 (.000)

100-YARD PLAYOFF GAMES:

119 — McAfee, vs. GB, 12/14/41
109 — Osmanski, at Wash, 12/8/40
104 — Payton, at Wash, 12/30/84
102 — Anderson, vs. NO, 1/6/91

ON THE ROAD:*

Detroit	8-0
Green Bay	10-1
Minnesota	3-8
Tampa Bay	4-1
San Francisco	4-1

BY RUSHER:*

Adamle, Mike	1-0
Anderson, Neal	10-4
Casares, Rick	12-1
Dottley, John	3-1
Douglass, Bobby	2-1
Famiglietti, Gary	1-0
Feathers, Beattie	5-0
Galimore, Willie	2-0
Garrett, Carl	1-0
Grygo, Al	1-0
Gulyanics, George	1-0
Harper, Roland	1-0
Harrison, Jim	1-1
Hoffman, John	2-1
Hunsinger, Chuck	1-0
Jeter, Perry	1-0
Maniaci, Joe	1-1
Marconi, Joe	1-0
Margarita, Bob	2-0
McAfee, George	1-0
Morris, Johnny	1-0
Muster, Brad	1-0
Nagurski, Bronko	1-0
Osmanski, Bill	2-0
Payton, Walter	53-24
Piccolo, Brian	1-0
Salaam, Rashaan	4-1
Sayers, Gale	12-6-2
Suhey, Matt	3-0
Tillman, Lewis	2-0
Watkins, Bobby	1-0

BY TEAM:*

Arizona Cardinals	0-0
St. Louis Cardinals	2-1
Chicago Cardinals	3-1
Pittsburgh-Chi. Cards	1-0
Atlanta Falcons	3-2
Brooklyn Dodgers	1-0
Buffalo Bills	1-0
Carolina Panthers	1-0
Cincinnati Bengals	1-1
Cincinnati Reds	2-0
Cleveland Browns	2-1
Dallas Cowboys	1-3
Denver Broncos	2-1
Detroit Lions	16-1-1
Portsmouth Spartans	1-0
Green Bay Packers	24-4
Houston Oilers	1-0
Indianapolis Colts	2-0
Baltimore Colts	3-1
Kansas City Chiefs	1-0
Miami Dolphins	1-1
Minnesota Vikings	11-8-1
New Orleans Saints	5-2
New York Giants	1-1
New York Yankees	1-0
Oakland Raiders	0-2
LA Raiders	1-0
Philadelphia Eagles	3-0
Pittsburgh Steelers	3-1
Pittsburgh Pirates	1-0
St. Louis Rams	0-0
Los Angeles Rams	6-3
Cleveland Rams	2-0
San Diego Chargers	1-0
San Francisco 49ers	8-2
Seattle Seahawks	2-2
Tampa Bay Buccaneers	10-2
Washington Redskins	2-2

*Does not include post-season

100-YARD RECEIVING GAMES

10/31/54	Hill, at SF	W	7-214
11/18/62	J. Morris, at Dal	W	10-201
10/21/56	Hill, vs. Balt	W	9-198
11/25/56	Hill, at NYG	T	7-195
10/23/49	Keane, at NYG	L	14-193
11/12/61	Ditka, vs. GB	L	9-190
11/8/64	J. Morris, vs. Balt	L	10-183
11/19/67	Gordon, vs. StL	W	4-178
10/29/50	Kavanaugh, at NYG	L	8-177
10/19/81	M. Anderson, at Det	L	6-176
9/28/86	Gault, at Cin	W	7-174
12/11/49	Hoffman, vs. Chi	W	8-174
11/15/67	J. Morris, at Det	W	8-171
10/25/64	Ditka, at Wash	L	13-168
10/25/53	Dooley, at Rams	L	6-164
11/20/60	Dewveall, vs. Det	W	6-163
12/14/47	Keane, vs. Chi	L	7-161
11/15/70	Gordon, at GB	L	5-158
10/5/86	Ortego, vs. Min	W	6-157
12/7/47	McAfee, vs. Rams	L	9-157
12/9/62	Ditka, vs. Rams	W	6-155
11/27/94	Graham, at Ariz	W	8-154
10/30/55	Hill, at Rams	W	8-151
12/16/51	Schroeder, vs. Chi	L	4-150
10/15/61	Galimore, vs. Balt	W	7-149
9/12/94	Conway, at Phil	L	7-148
11/23/52	Stone, vs. Det	W	4-148
11/11/79	Watts, vs. Rams	W	6-147
10/25/70	Farmer, vs. Det	L	6-147
12/15/68	Gordon, vs. GB	L	6-147
10/11/64	J. Morris, vs. Rams	W	11-147
10/11/59	Hill, vs. Rams	L	5-147
9/19/85	Gault, at Min	W	6-146
11/24/63	Ditka, at Pit	T	7-146
10/11/46	Kavanaugh, at Rams	W	6-146
11/12/44	McLean, vs. Bos	W	5-146
9/24/95	Graham, at StL Rams	L	6-145
12/5/54	Dooley, at Chi	W	5-144
10/10/54	Hill, vs. Balt	W	3-144
10/12/47	Kavanaugh, vs. Phil	W	2-144
10/10/77	Scott, vs. Rams	W	2-142
12/13/70	Farmer, vs. GB	W	9-142
10/28/56	Hill, at SF	W	7-142
10/29/72	Farmer, at StL	W	5-141
10/13/46	McLean, vs. Rams	T	6-141
10/4/81	Margerum, at Min	L	10-140
10/19/80	Scott, vs. Det	W	3-140
9/26/54	Hill, at Det	L	4-140
10/10/71	Gordon, vs. NO	W	8-139
11/18/45	Kavanaugh, vs. Det	L	6-138
10/22/95	Graham, vs. Hou	W	9-137
12/11/49	Kavanaugh, vs. Chi	W	6-137
10/23/94	Graham, at Det	L	7-136
12/23/91	Davis, at SF	L	6-136
9/20/64	J. Morris, at Min	W	10-135
11/16/87	Gault, at Den	L	5-133
9/19/85	McKinnon, at Min	W	4-133
11/18/62	Ditka, at Dal	W	7-133
10/17/54	Dooley, vs. SF	L	6-133
10/14/62	Ditka, vs. SF	L	8-132
9/25/83	Gault, at Balt	L	5-130
9/23/61	Ditka, at Rams	W	5-130
12/4/83	Gault, at GB	L	4-129
10/1/50	Keane, at GB	L	8-129
11/2/47	Kavanaugh, at Bos	W	8-129
12/19/71	Farmer, vs. Min	L	7-128
11/25/62	Coia, at Balt	W	6-128

10/16/49	Keane, vs. Phil	W	8-127
11/12/95	Conway, at GB	L	6-126
12/7/80	Watts, vs. GB	W	4-126
10/4/42	McLean, at CRams	W	5-126
9/22/63	Ditka, at Min	W	8-124
10/9/60	J. Morris, vs. Rams	W	3-124
12/7/75	Rather, vs. Det	W	4-123
11/14/65	J. Morris, vs. StL	W	5-123
11/19/61	J. Morris, at SF	L	4-123
11/23/58	McColl, at Det	W	6-123
10/14/62	J. Morris, vs. SF	L	4-122
10/19/47	Keane, vs. Det	W	6-122
11/18/56	Hill, vs. Rams	W	5-121
11/11/56	Hill, vs. GB	W	4-121
10/8/61	Ditka, at Det	W	5-120
10/29/78	Payton, vs. Det	L	7-119
12/20/70	Gordon, at NO	W	9-119
12/13/53	Dooley, vs. Chi	L	8-119
11/29/42	Pool, vs. CRams	W	2-118
12/5/54	Hill, at Chi	W	6-117
11/14/54	Hill, vs. Clev	L	3-117
12/13/53	Hensley, vs. Chi	L	4-117
10/23/38	Manske, vs. CRams	L	6-117
11/13/88	Gentry, at Wash	W	5-116
11/9/86	Gault, at TB	W	4-116
9/15/74	Wade, vs. Det	W	2-116
9/25/65	J. Morris, at Rams	L	7-116
10/17/54	Hill, vs. SF	L	4-116
9/11/83	Payton, vs. TB	W	6-115
10/9/60	Gordon, at Min	W	10-115
10/19/52	Dewveall, vs. Rams	W	6-115
11/20/49	Schroeder, vs. SF	L	4-115
12/5/37	Kavanaugh, at Wash	W	4-115
10/18/92	McDonald, vs. Chi	W	6-115
10/6/85	Waddle, vs. TB	W	3-114
10/13/74	Moorehead, at TB	W	8-114
10/13/74	Rather, at Atl	L	6-114
10/8/78	Scott, at GB	L	9-113
10/2/77	Rather, vs. NO	L	6-113
12/12/65	Jones, vs. SF	W	3-113
11/13/55	Hill, vs. Rams	W	3-113
10/3/43	Geyer, at Det	W	3-113
9/29/74	Wade, at Min	L	6-112
12/2/62	J. Morris, vs. NYG	L	6-112
11/5/95	Graham, vs. Pit	L	5-111
10/22/95	Conway, vs. Hou	W	3-111
11/3/57	Hill, at Rams	W	4-111
9/3/95	Conway, vs. Min	W	5-110
10/15/89	Gentry, vs. Hou	L	6-110
10/13/63	Ditka, at Rams	W	9-110
11/7/54	Hoffman, vs. GB	W	9-110
10/24/54	McColl, at Rams	L	8-110
11/19/39	Manske, vs. Phil	W	2-110
11/19/95	Graham, vs. Det	L	5-109
10/4/64	J. Morris, at SF	L	7-109
11/28/54	Hill, vs. Rams	W	6-109
11/29/42	McLean, vs. CRams	W	4-109
11/12/95	Graham, at GB	L	7-108
12/6/69	Gordon, at SF	L	10-108
9/3/95	Graham, vs. Min	W	8-107
9/28/81	Payton, vs. Rams	L	4-107
11/24/77	Payton, at Det	W	4-107
11/22/70	Gordon, vs. Buf	W	6-107
11/15/64	J. Morris, at Rams	W	9-107
10/20/63	J. Morris, at SF	L	6-107
10/22/61	Ditka, vs. SF	W	4-107
9/25/55	Hill, at Balt	L	5-107

(continued)

100-YARD RECEIVING GAMES

11/22/92	Davis, vs. GB	L	8-106
10/6/91	R. Morris, vs. Wash	L	5-106
12/19/88	McKinnon, at Min	L	4-106
11/27/80	Scott, at Det	W+	6-106
12/5/76	Scott, at Sea	W	3-106
9/27/64	Ditka, at Balt	L	6-106
9/28/52	Schroeder, at GB	W	7-106
9/22/40	Swisher, at GB	W	2-106
11/11/90	Davis, vs. Atl	W	5-105
10/22/78	Scott, at TB	L	5-105
12/3/67	Gordon, at SF	W	7-105
10/8/61	Farrington, at Det	W	2-105
11/29/59	Dewveall, at Chi	W	3-105
9/21/80	Watts, vs. Min	L	2-104
10/21/79	Baschnagel, at Min	L	4-104
10/3/65	Sayers, at GB	L	5-104
12/4/60	Coia, at GB	L	3-104
11/25/45	Margarita, vs. Pit	W	6-104

9/18/83	Gault, at NO	L+	4-103
12/16/79	Watts, vs. StL	W	6-103
11/9/47	Kavanaugh, vs. GB	W	4-103
12/17/95	Graham, vs. TB	W	5-102
9/23/91	Waddle, vs. NYJ	W+	8-102
11/8/87	N. Anderson, at GB	W	5-102
12/26/82	Payton, at Rams	W	5-102
12/17/61	Ditka, vs. Min	W	8-102
10/27/57	Hill, at SF	L	5-102
9/30/56	Hill, at Balt	L	4-102
10/26/47	Keane, at Wash	W	9-102
12/11/60	Dooley, at Clev	L	7-101
11/29/92	Waddle, at Clev	L	4-100
12/6/69	Wallace, at SF	L	10-100
11/26/64	J. Morris, at Det	W	7-100
10/21/62	Ditka, vs. Balt	W	4-100
11/24/40	Kavanaugh, vs. CRams	W	3-100

169 receivers in 155 games*

Five games have gone into overtime; three have ended in a tie (before OT was adopted).

TOTAL: 88-64-3 (.579)*

At home: 48-26-1 (.649)

On the road: 40-38-2 (.512)

TWO 100-YARD RECEIVERS:

11/29/42 vs. ClevR	— McLean, Pool
12/11/49 vs. Chi	— Hoffman, Kavanaugh
12/13/53 vs. Chi	— Dooley, Hensley
10/17/54 vs. SF	— Dooley, Hill
12/5/54 at Chi	— Dooley, Hill
10/9/60 vs. Rams	— Dewveall, Morris
10/8/61 at Det	— Ditka, Farrington
11/14/62 vs. SF	— Ditka, Morris
11/18/62 at Dal	— Ditka, Morris
12/6/69 at SF	— Gordon, Wallace
9/19/85 at Min	— Gault, McKinnon
9/3/95 vs. Min	— Conway, Graham
10/22/95 vs. Hou	— Conway, Graham
11/12/95 at GB	— Conway, Graham

BY MONTH:*

September	12-12 (.500)
October	26-27-1 (.491)
November	34-12-2 (.739)
December	16-13 (.552)

100-YARD PLAYOFF GAMES:

129	— Gault, vs. NE, 1/26/86
122	— Magnani, vs. Wash, 12/26/43
108	— McKinnon, vs. Phil., 12/31/88
104	— Waddle, vs. Dal., 12/29/91

*Does not include post-season

BY RECEIVER:*

Anderson, Marcus	0-1
Anderson, Neal	1-0
Baschnagel, Brian	0-1
Coia, Angelo	1-1
Conway, Curtis	2-2
Davis, Wendell	1-2
Dewveall, Willard	3-0
Ditka, Mike	9-4-1
Dooley, Jim	1-4
Farmer, George	2-2
Farrington, John	1-0
Galimore, Willie	1-0
Gault, Willie	3-4
Gentry, Dennis	1-1
Geyer, Bill	1-0
Gordon, Dick	6-3
Graham, Jeff	4-5
Hensley, Dick	0-1
Hill, Harlon	11-7-1
Hoffman, John	2-0
Jones, Jimmy	1-0
Kavanaugh, Ken	7-2
Keane, Jim	3-3
Manske, Edgar "Eggs"	1-1
Margarita, Bob	1-0
Margerum, Ken	0-1
McAfee, George	0-1
McColl, Bill	1-1
McDonald, Lester	1-0
McKinnon, Dennis	1-1
McLean, Ray	3-0-1
Moorehead, Emery	1-0
Morris, Johnny	8-7
Morris, Ron	0-1
Ortego, Keith	1-0
Payton, Walter	3-2
Pool, Hampton	1-0
Rather, Bo	1-2
Sayers, Gale	0-1
Schroeder, Gene	1-2
Scott, James	4-2
Stone, Billy	1-0
Swisher, Bob	1-0

Wade, Charles	1-1
Wallace, Bob	1-0
Waddle, Tom	2-1
Watts, Rickey	3-1

BY TEAM:*

Arizona Cardinals	0-0
St. Louis Cardinals	4-0
Chicago Cardinals	4-3
Atlanta Falcons	1-1
Baltimore Colts	5-5
Boston Yankees	2-0
Buffalo Bills	1-0
Cincinnati Bengals	1-0
Cleveland Browns	0-3
Dallas Cowboys	1-0
Denver Broncos	0-1
Detroit Lions	13-7
Green Bay Packers	8-10
Houston Oilers	1-1
Minnesota Vikings	7-6
New Orleans Saints	2-2
New York Giants	0-3-1
New York Jets	1-0
Philadelphia Eagles	3-0
Pittsburgh Steelers	1-1-1
St. Louis Rams	0-1
Los Angeles Rams	15-6-1
Cleveland Rams	3-1
San Francisco 49ers	5-9
Seattle Seahawks	1-0
Tampa Bay Buccaneers	5-1
Washington Redskins	3-2

ON THE ROAD:*

(five games min.)	
at Baltimore	1-4
at Detroit	7-3
at Green Bay	3-7
at Minnesota	4-4
at LA Rams	7-3
at San Francisco	3-6

300-YARD PASSING GAMES

12/11/49	Lujack, vs. Chi	W	39-24-468
11/18/62	Wade, at Dal	W	46-28-466
11/14/43	Luckman, at NYG	W	32-21-433
10/17/54	Blanda, vs. SF	L	47-21-359
10/14/62	Wade, vs. SF	L	34-18-356
12/17/61	Wade, vs. Min	W	34-23-355
10/22/95	Kramer, vs. Hou	W	41-24-349
12/12/65	Bukich, vs. SF	W	32-16-347
10/19/47	Luckman, vs. Det	W	26-18-342
9/20/64	Wade, at Min	W	31-23-341
10/24/54	Blanda, at Rams	L	46-28-338
12/13/70	Concannon, vs. GB	W	34-21-338
11/19/67	Concannon, vs. StL	W	24-11-336
10/16/83	Evans, at Det	L	45-28-336
10/25/63	Blanda, at Rams	L	47-23-334
10/6/60	Brown, vs. Rams	W	21-13-333
10/29/50	Lujack, at NY Yanks	L	39-20-331
10/8/61	Wade, at Det	W	25-13-330

11/25/62	Wade, at Balt	W	32-23-328
10/11/59	Brown, vs. Rams	L	29-14-323
11/19/61	Wade, at SF	L	34-18-323
10/25/64	Wade, at Wash	L	57-33-321
10/23/49	Lujack, at NYG	L	52-29-319
11/12/95	Kramer, at GB	L	38-23-318
10/21/62	Wade, vs. Balt	W	26-13-318
9/24/95	Kramer, at StL Ram	L	38-27-317
12/7/80	Evans, vs. GB	W	22-18-316
10/12/47	Luckman, vs. Phil	W	25-14-314
11/16/87	McMahon, at Den	L	34-21-311
10/23/94	Kramer, at Det	L	48-29-309
10/4/81	Evans, at Min	L	43-26-307
12/13/53	Blanda, vs. Chi	L	37-20-306
10/18/92	Harbaugh, vs. TB	W	26-13-304
9/23/91	Harbaugh, vs. NYJ	W	42-28-303
9/24/89	Tomczak, at Det	W	25-15-302
12/6/69	Carter, at SF	L	49-31-301

36 300-yard passing games

One game has gone into overtime.
None occurred in the playoffs.

4 games have been at Soldier

Field: 12/7/80 vs. GB (W)
9/23/91 vs. NYJ (W)
10/18/92 vs. TB (W)
10/22/95 vs. Hou (W)

TOTAL: 19-17 (.528)

At home: 13-4 (.765)
On the road: 6-13 (.316)

BY DECADE:

1940-49	4-1 (.800)
1950-59	0-6 (.000)
1960-69	9-4 (.692)
1970-79	1-0 (1.000)
1980-89	2-3 (.400)
1990s	3-3 (.500)

BY MONTH:

September	3-1 (.750)
October	7-11 (.389)
November	4-3 (.571)
December	5-2 (.714)

BY QUARTERBACK:

Blanda, George	0-4
Brown, Ed	1-1
Bukich, Rudy	1-0
Carter, Virgil	0-1
Concannon, Jack	2-0
Evans, Vince	1-2
Harbaugh, Jim	2-0
Kramer, Erik	1-3
Luckman, Sid	3-0
Lujack, Johnny	1-2
McMahon, Jim	0-1
Tomczak, Mike	1-0
Wade, Bill	6-3

BY TEAM:

Arizona Cardinals	0-0
St. Louis Cardinals	1-0
Chicago Cardinals	1-1
Baltimore Colts	2-0
Dallas Cowboys	1-0
Denver Broncos	0-1
Detroit Lions	3-2
Green Bay Packers	2-1
Houston Oilers	1-0
Minnesota Vikings	2-1
New York Giants	1-1
New York Jets	1-0
New York Yankees	0-1
Philadelphia Eagles	1-0
San Francisco 49ers	1-4
St. Louis Rams	0-1
Los Angeles Rams	1-3
Tampa Bay Buccaneers	1-0
Washington Redskins	0-1

HIGHEST QUARTERBACK RATINGS

	Season	Att	Cmp	Yards	Pct	Y/Att	TD	TD%	Int	Int%	Rate	
1	Sid Luckman	1943	202	110	2,194	54.5	10.86	28	13.9	12	5.9	107.8
2	Jim McMahon	1984	143	85	1,146	59.4	8.01	8	5.6	2	1.4	97.8
3	Sid Luckman	1941	119	68	1,181	57.1	9.92	9	7.6	6	5.0	95.5
4	Bill Wade	1961	250	139	2,258	55.6	9.03	22	8.8	13	5.2	93.7
5	Rudy Bukich	1965	312	176	2,641	56.4	8.46	20	6.4	9	2.9	93.6
6	Erik Kramer	1995	522	315	3,838	60.3	7.35	29	5.6	10	1.9	93.5
7	Rudy Bukich	1964	160	99	1,099	61.9	6.87	12	7.5	7	4.4	89.0
8	Jim McMahon	1987	210	125	1,639	59.5	7.80	12	5.7	8	3.8	87.4
9	Ed Brown	1956	168	96	1,667	57.1	9.92	11	6.5	12	7.1	83.1
10	Jim McMahon	1985	313	178	2,392	58.1	7.64	15	4.8	11	3.5	82.8
11	Sid Luckman	1945	217	117	1,725	53.9	7.95	14	6.5	10	4.6	82.6
12	Jim Harbaugh	1990	312	180	2,178	57.7	6.98	10	3.2	6	1.9	81.9
13	Jim McMahon	1982	210	120	1,501	57.1	7.15	9	4.3	7	3.3	80.1
14	Sid Luckman	1942	105	57	1,023	54.3	9.74	10	9.5	13	12.4	80.0
15	Erik Kramer	1994	158	99	1,129	62.7	7.15	8	5.1	8	5.1	79.9

BEARS HALL OF FAMERS

Since the Hall of Fame opened in Canton, Ohio on September 7, 1963, 185 NFL players and coaches have been inducted. The 23 Bears enshrined in the Hall are the most of any team.

DOUG ATKINS

Defensive End

#81

Inducted: 1982

BEARS: 12 seasons (1955-66)

NFL: 17 seasons

Three-time all-NFL (1960, 61, 62)...Eight-time Pro Bowler (1958-64; 66)...Named Outstanding Lineman in 1959 Pro Bowl...Cleveland's first-round pick in 1953 who came to Chicago in a 1955 trade with Browns...Joined Saints for final three seasons via 1967 trade...Conference track champion in the high-jump and scholarship basketball player at Tennessee.

GEORGE BLANDA

Quarterback-Kicker

#16, 22

Inducted: 1981

BEARS: 10 seasons (1949-58)

NFL: 26 seasons

NFL all-time leader in seasons (26), games (340), points (2,002), PAT attempts (959), PATs (943), FG attempts (638), and interceptions (277)...Bears career record holder in consecutive games with a score (83), and consecutive extra points (156); fourth in club history with 541 points...Retired in 1959, but returned in 1960 to play seven seasons with Houston (1960-66) and nine with Oakland (1967-75)...Led Oilers to two AFL titles and was 1961 Player of the Year...Set NFL record with 68 pass attempts vs. Buf. (11/1/64)...Voted Male Athlete of the Year by AP in 1970...Finished 340-game career with 2,002 points, 4,007 attempts for 26,920 passing yards and 236 TDs...Retired one month shy of 49th birthday...Played college ball at Kentucky.

DICK BUTKUS

Middle Linebacker

#51

Inducted: 1979

BEARS: 9 seasons (1965-73)

NFL: 9 seasons

Third pick of 1965 draft...Beat out incumbent middle linebacker Bill George...Denied Rookie of the Year honors when edged by teammate and fellow Hall of Fame enshrinee Gale Sayers...Voted to first Pro Bowl after his second year, and returned every season...Seven-time all-NFL...Bears all-time leader with 25 fumble recoveries (third in NFL history) and second with 47 turnovers (fumbles + interceptions)...Born and raised in Chicago; attended college at Illinois.

GEORGE CONNOR

Tackle-Linebacker

#71, 81

Inducted: 1975

BEARS: 8 seasons (1948-55)

NFL: 8 seasons

First of the big, mobile outside linebackers...All-NFL five times — including 1951 and '52 on both offense and defense...Voted to first four Pro Bowls (1951-54)...Dramatic display in 1952 Pro Bowl when, late in the game with opposition deep in territory, he made a tackle-for-loss on first down, solo stop on second down, sacked QB on third down, and batted down fourth down pass in the endzone...Injuries forced retirement after 1955 season...All-America one year at Holy Cross and two seasons at Notre Dame.

MIKE DITKA

Tight End-Coach

#89

Inducted: 1988

BEARS: Player (1961-66), Coach (1982-92)

NFL: 33 seasons

First tight end inducted to the Hall...Credited for changing the tight end from a "third tackle" to a receiving position...NFL Rookie of the Year in '61 with 56 receptions (still a Bears rookie record)...Voted to Pro Bowl following five seasons...His 427 career catches were most in NFL history by a tight end until Kellen Winslow broke the mark in 1980...Holds four Bears records including consecutive games with a reception (49)...Assistant coach for Dallas before being named Bears head coach on January 20, 1982...Guided team to 112 wins, six NFC Central titles, three NFC Championship games, and the Bears only Super Bowl victory...Bears first-round pick (fifth overall) in 1961 from Pittsburgh.

BEARS HALL OF FAMERS

JOHN "PADDY" DRISCOLL

Runningback

#1, 20

Inducted: 1965

BEARS: 5 seasons (1920; 26-29)

NFL: 10 seasons

The NFL's first "franchise" player...Triple threat athlete who excelled at running, punting, and drop-kicking for field goals...Played with Chicago Cardinals (1920-25)...Scored 27 points in 1923 game vs. Rochester (four TDs, three PATs)...His 50-yard field goal in 1925 was NFL record for several years...Born in Evanston, IL, and attended Northwestern.

DANNY FORTMANN

Guard

#21

Inducted: 1965

BEARS: 8 seasons (1936-43)

NFL: 8 seasons

Ninth-round pick in NFL's first draft (1936)...As a rookie in 1936, at age 20, he was the league's youngest starter...Signal caller for linemen on offense and deadly tackler on defense...All-NFL from 1938-43...The Bears finished first five times, second twice, and third once during his eight years...Pursued medical studies at University of Chicago while playing with Bears...Played at Colgate.

BILL GEORGE

Linebacker

#61, 72

Inducted: 1974

BEARS: 14 seasons (1952-65)

NFL: 15 seasons

Joined Bears in 1952 as "middle guard", but became league's first middle linebacker when he dropped off the line in 1954...All-NFL eight times in nine years...Voted to Pro Bowl eight straight seasons (1955-62)...Defensive signal caller final 10 seasons in Chicago...18 career interceptions...His 14 seasons tie for the most by a Bear player...Finished with Rams (1966)...Attended Wake Forest.

HAROLD "RED" GRANGE

Runningback-Defensive Back

#77

Inducted: 1963

BEARS: 7 seasons (1925; 29-34)

NFL: 9 seasons

Joined Bears on Thanksgiving, 1925—just 10 days following final college game...Attracted crowds of 70,000 at the Polo Grounds and 75,000 in LA Coliseum during 1925 "tour"—16 games in two months to showcase the Galloping Ghost...Left Bears for NY Yankees of AFL in 1926 which joined NFL the following season...Suffered knee injury vs. Bears in 1927, and missed entire '28 season...Rejoined Chicago in 1929, but was "ordinary" ball carrier...Developed into a good defensive back...All-NFL in 1931...Made TD-saving tackle in final seconds of 1933 Championship Game 23-21 win over NY Giants...Played college ball at Illinois.

GEORGE HALAS

End-Coach-Owner

#7

Inducted: 1963

BEARS: 64 seasons (1920-83)

NFL: 64 seasons

(See bio on page 150.)

ED HEALEY

Tackle

#16

Inducted: 1964

BEARS: 6 seasons (1922-27)

NFL: 8 seasons

Acquired by Halas from Rock Island Independents (1920-22) in exchange for gate receipts (\$100) from late-season game in 1922...Ran more than 30 yards in 1924 to tackle his own teammate who was running the wrong way with an interception...Caught running back George Wilson from behind after hurdling several teammates in 1926 game vs. LA All-Stars...Termed "the most versatile tackle of all-time" by Halas...First president of Bear alumni association (1937)...Graduated from Dartmouth.

BILL HEWITT

End

#56

Inducted: 1971

BEARS: 5 seasons (1932-36)

NFL: 9 seasons

Last helmetless player...Four time all-NFL (1933, 34, 36, 37) and first to do so with two teams...Designed play to win 1933 NFL Championship: jump pass from fullback to Hewitt who caught and lateraled to another end...Played for Eagles (1937-39), missed 1940-42 seasons before returning with Philadelphia-Pittsburgh (1943)...Career: 101 catches for 1,606 yards and 25 TDs...Average player in high school and at Michigan.

BEARS HALL OF FAMERS

STAN JONES

Tackle/Guard

#78

Inducted: 1991

BEARS: 12 seasons (1954-65)

NFL: 13 seasons

Selected by Chicago in fifth-round of 1953 draft...Started at tackle; switched to guard in 1954 and became eight-time Pro Bowler (1956-62)...Played offense and defense in 1962 but played solely defense in 1963—when the Bears won the NFL Championship...One of the first pro football players to concentrate on weightlifting...Missed just two games in his first 11 seasons...Traded to Redskins (1966) as a favor from Halas so he could finish his career near his Rockville, Maryland home...College Lineman of the Year for 1953 National Champion Maryland Terrapins.

SID LUCKMAN

Quarterback

#42

Inducted: 1965

BEARS: 12 seasons (1939-50)

NFL: 12 seasons

Obtained as second pick of 1939 draft...Bears all-time leader in yards (14,686), TDs (137), interceptions (132); second in attempts (1,744) and completions (904)...Club season record holder in QB rating (107.8 in 1943), TDs (28 in 1943), and interceptions (31 in 1947)...Led Bears T-formation attack which won four NFL Titles including 73-0 blitzing of Washington in 1940 Championship...Five-time all-NFL and 1943 league MVP...Passed for record-tying seven TDs in 1943 game vs. Giants...Came out of Columbia University.

ROY "LINK" LYMAN

Tackle

#2, 11, 12, 14, 77

Inducted: 1964

BEARS: 7 seasons (1926-34)

NFL: 11 seasons

Pioneered stunting, slanting, and shifting style defense...Began pro career with Canton (1922-23), winning two championships; moved to Cleveland where he again won a championship...Joined Frankford (1925) before finishing with Bears...Left Bears for 1929 season to play semi-pro ball and in 1932 to settle business problems...In his final two seasons Chicago won the NFL Championship (1933) and division (1934)...No high school ball (school had seven boys), but played at Nebraska.

GEORGE McAFEE

Runningback-Defensive Back

#5, 33

Inducted: 1966

BEARS: 8 seasons (1940-41; 45-50)

NFL: 8 seasons

Eagles first-round choice in 1940 (second overall)...Immediately traded to Bears for four players...Career average 12.78 yards on 112 punt returns is still NFL record...Returned a kickoff 93 yards for TD in first pro game...Saw little playing time on talent-laden 1940 and 1941 teams; went into the Navy for WWII; returned in 1945...25 career interceptions...All-America at Duke.

GEORGE MUSSO

Tackle-Guard-Defensive Tackle

#16

Inducted: 1982

BEARS: 12 seasons (1933-44)

NFL: 12 seasons

Signed by Halas for just \$90/game plus \$5 in expenses...Elected team captain in fourth season and kept the title remainder of career...First player to win all-NFL at two positions: tackle in 1935 and guard in 1937...College ball at Millikin.

RETIRED NUMBERS

The Bears have retired 13 numbers which is most in the NFL and ties with baseball's New York Yankees. Both clubs are still short of the NBA's Boston Celtics' 20 retired numbers.

- 3 Bronko Nagurski, RB-T
- 5 George McAfee, RB
- 7 George Halas, E
- 28 Willie Galimore, RB
- 34 Walter Payton, RB
- 40 Gale Sayers, RB
- 41 Brian Piccolo, RB

- 42 Sid Luckman, QB
- 51 Dick Butkus, LB
- 56 Bill Hewitt, E
- 61 Bill George, LB
- 66 Clyde "Bulldog" Turner, C
- 77 Harold "Red" Grange, RB

BEARS HALL OF FAMERS

BRONKO NAGURSKI

Inducted: 1963

Powerful, punishing runner who was also a threat to pass...Retired after eight seasons (1937) for a more profitable wrestling career...Returned in 1943 when Bears were short of players (due to WWII)...Played mostly at tackle, but scored TD to put Bears ahead to stay in 1943 Championship game...Ninth in Bears career rushing...High school teams were winless...All-American at Minnesota.

Fullback-Tackle

#3, 16

BEARS: 9 seasons (1930-37; 43)

NFL: 9 seasons

WALTER PAYTON

Inducted: 1993

(Payton's stats on page 151.)

Runningback

#34

BEARS: 13 seasons (1975-87)

NFL: 13 seasons

GALE SAYERS

Inducted: 1977

Fourth pick of 1965 draft...Career: 991-4,956-39 rushing; 112-1,307-9 receiving; 91-2,781-6 kickoff returns; 28-391-2 punt returns...Had 77-yard PR, 93-yard KOR and 25-yard TD pass in first pre-season game...Amassed 2,272 net yards and a rookie-record 22 TDs including record-tying six TDs vs. SF in inaugural season...Picked Rookie of the Year over Butkus...Voted to five Pro Bowls (1966-70) and was Offensive MVP of three...Suffered right knee injury in 1968, but bounced back for second 1,000-yard season...Left knee injury in 1970 ended career...Led NFL in rushing in '66 and '69...20 100-yard rushing games...Fourth on Bears all-time rushing list...Averaged 5.0 yards per carry in career...Set 23 club records and seven NFL marks...Youngest player ever elected to the Hall (34 years old) and his effective playing time is also the shortest of any Hall of Famer...Star back at Kansas.

Runningback

#40

BEARS: 7 seasons (1965-71)

NFL: 7 seasons

JOE STYDAHAR

Inducted: 1967

First player ever drafted by Bears...All-NFL left tackle (1937-40)...Left for WWII (1943-44), but returned to lead Chicago to 1946 Championship...Star player at West Virginia.

Tackle

#13, 18

BEARS: 9 seasons (1936-42; 45-46)

NFL: 9 seasons

GEORGE TRAFTON

Inducted: 1964

All-NFL center (unofficially) in eight of 13 seasons...Strong, tough, mean player—put four Rock Island players out of action in first 12 plays of a 1920 game...Notre Dame career was cut short when Knute Rockne caught him playing semi-pro ball.

Center

#13

BEARS: 13 seasons (1920-32)

NFL: 13 seasons

CLYDE "BULLDOG" TURNER

Inducted: 1966

First-round draft pick in 1940...Flawless snapper and excellent blocker who was all-NFL six times...Could also play guard or tackle...Led league in 1942 with eight interceptions at linebacker...Played running back in emergency situations, scored 48-yard TD in 1944...Had 96-yard interception return for TD in 1947...Played college ball for Hardin-Simmons.

Center-Linebacker

#66

BEARS: 13 seasons (1940-52)

NFL: 13 seasons

In addition to the 23 Bears Hall of Famers, six other inductees spent part of their careers with Chicago:

Player	Position	With Bears	Other teams
Jim Conzelman	Quarterback	1920	Rock Island Independents, Milwaukee Badgers, Detroit Panthers, Providence Steam Roller
Guy Chamberlin	End	1920-21	Canton Bulldogs, Cleveland Bulldogs, Frankford Yellow Jackets, Chi. Cardinals
Walt Kiesling	Guard	1934	Duluth Eskimos, Pottsville Maroons, Chi. Cards, Green Bay Packers, Pittsburgh Pirates
Bobby Layne	Quarterback	1948	NY Bulldogs, Detroit Lion, Pittsburgh Steelers
Alan Page	Defensive Tackle	1978-81	Minnesota Vikings
Jim Finks	General Manager	1974-83	Minnesota Vikings, New Orleans Saints

ALL-TIME FIRST-ROUND PICKS

Year	Pick	Player (position)	College
1996	13th	Walt Harris (CB)	Mississippi State
1995	21st	Rashaan Salaam (RB)	Colorado
1994	11th	John Thierry (DE)	Alcorn State
1993	7th	Curtis Conway (WR)	USC
1992	22nd	Alonzo Spellman (DE)	Ohio State
1991	22nd	Stan Thomas (T)	Texas
1990	6th	Mark Carrier (S)	USC
1989a	11th	Donnell Woolford (DB)	Clemson
		(from LA Raiders for Willie Gault, WR)	
1989b	12th	Trace Armstrong (DE)	Florida
		(from Wash. for Wilber Marshall, LB)	
1989c	25th	(To Miami for 2nd and 3rd round picks)	
1988a	23rd	Brad Muster (FB)	Stanford
1988b	27th	Wendell Davis (WR)	LSU
		(from Wash. for Wilber Marshall, LB)	
1987	26th	Jim Harbaugh (QB)	Michigan
1986	27th	Neal Anderson (RB)	Florida
1985	22nd	William Perry (DT)	Clemson
1984	11th	Wilber Marshall (LB)	Florida
1983a	6th	Jim Covert (T)	Pittsburgh
1983b	18th	Willie Gault (WR)	Tennessee
		(from TB for 1982 second round pick)	
1982	5th	Jim McMahon (QB)	BYU
1981	11th	Keith Van Home (T)	USC
1980	19th	Otis Wilson (LB)	Louisville
1979a	4th	Dan Hampton (DT)	Arkansas
		(from TB for Wally Chambers, DT)	
1979b	9th	Al Harris (DE)	Arizona State
1978	20th	(To Cleveland for Mike Phipps, QB)	
1977	15th	Ted Albrecht (T)	California
1976	8th	Dennis Lick (T)	Wisconsin
		(from Det. for first- and third-round picks)	
1975	4th	Walter Payton (RB)	Jackson State
1974a	4th	Waymond Bryant (LB)	Tennessee St.
1974b	20th	Dave Gallagher (DE)	Michigan
		(from LA Rams for Dick Gordon, WR)	
1973	8th	Wally Chambers (DT)	E. Kentucky
1972a	3rd	Lionel Antoine (T)	S. Illinois
		(from Giants for Hyland and McRae)	
1972b	12th	Craig Clemons (S)	Iowa
1971	11th	Joe Moore (RB)	Missouri
1970	2nd	(To GB for Cattle, Pitts, and Hyland)	
1969	14th	Rufus Mayes (T)	Ohio State
1968	17th	Mike Hull (RB)	USC
1967	10th	Loyd Phillips (DE)	Arkansas
1966	12th	George Rice (DT)	LSU
1965a	3rd	Dick Butkus (LB)	Illinois
		(from Pit. for '64 second and fourth rd. picks)	
1965b	4th	Gale Sayers (RB)	Kansas
1965c	6th	Steve DeLong (DE)	Tennessee
		(from Wash. for Coia and Williams)	

Year	Pick	Player (position)	College
1964	14th	Dick Evey (DT)	Tennessee
1963a	10th	(To LA Rams for Joe Marconi, RB)	
1963b	11th	Dave Behrman (C)	Michigan State
		(from Pit. for Ed Brown, QB)	
1962	7th	Ronnie Bull (RB)	Baylor
1961	5th	Mike Ditka (TE)	Pittsburgh
1960	7th	Roger Davis (G)	Syracuse
1959	7th	Don Clark (HB)	Ohio State
1958	7th	Chuck Howley (LB/G)	West Virginia
1957	13th	Earl Leggett (DT)	LSU
1956	10th	Menan "Tex" Schriever (E)	Texas
1955	11th	Ron Drzewiecki (HB)	Marquette
1954	6th	Stan Wallace (HB)	Illinois
1953	6th	Billy Anderson (HB)	Compton JC
1952	8th	Jim Dooley (FL/HB)	Miami (FL)
1951a	2nd	Bob Williams (QB)	Notre Dame
		(from New York Yankees)	
1951b	10th	Billy Stone (HB)	Bradley
		(from disbanded Colts)	
1951c	16th	Gene Schroeder (E)	Virginia
1950	2nd	Chuck Hunsinger (HB)	Florida
		10th Harper Davis (HB)	Mississippi St.
		(from dispersal draft)	
1949	10th	Dick Harris (C)	Texas
1948a	7th	Bobby Layne (QB)	Texas
		(from Det. through Pit. for Ray Evans, HB)	
1948b	13th	Max Baumgardner (E)	Texas
1947a	1st	Bob Fenimore (HB)	Oklahoma St.
		(Bonus Choice)	
1947b	11th	Don Kindt (HB)	Wisconsin
1946	4th	Johnny Lujack (QB)	Notre Dame
1945	7th	Don Lund (HB)	Michigan
1944	8th	Ray Evans (HB)	Kansas
1943	9th	Bob Steuber (HB)	Missouri
1942	10th	Frankie Albert (QB)	Stanford
1941a	1st	Tom Harmon (HB)	Michigan
		(from Phil. for John Schiechl, C)	
1941b	3rd	Norm Standlee (FB)	Stanford
		(from Pit. for Billy Patterson, QB)	
1941c	9th	Don Scott (HB)	Ohio State
1940	7th	Clyde "Bulldog" Turner (C/LB)	Hardin-Simons
1939a	2nd	Sid Luckman (QB)	Columbia
1939b	6th	Bill Osinski (FB)	Holy Cross
		(from Pit. for Eggs Manske, E)	
1938	10th	Joe Gray (HB)	Oregon State
1937	8th	Les McDonald (E)	Nebraska
1936	6th	Joe Stydahar (T)	West Virginia

DID YOU KNOW?

Since their 46-10 Super Bowl XX win over the Patriots on January 26, 1986, the Bears have defeated every NFL team . . . except New England. However, the two clubs have met just twice in that 11-year span.

ALL-TIME BEAR DRAFTS

1996 (Apr. 20-21)

1. **HARRIS, Walt, CB, Mississippi State** (Bears swapped first-round picks with St. Louis — 18th for 13th overall — and gave Rams 3rd- & 6th-rounders)
2. **ENGRAM, Bobby, WR, Penn State**
3. (Traded to StL. with Bears' first- and sixth-round picks)
4. **GRASMANIS, Paul, DT, Notre Dame**
5. **VILLARRIAL, Chris, C, G. Indiana (PA)**
- 6a. **CLARK, Jon, T, Temple**
- 6b. (Traded to StL. with Bears' first- and third-round picks — Bears originally got pick from Dal. in Jim Schwartz trade 8-94)
- 7a. **KEYES, Marcus, DT, North Alabama**
- 7b. **HICKS, Michael, RB, South Carolina St.** (Compensatory pick for net free agent losses)

1995 (Apr. 22-23)

1. **SALAAM, Raheem, RB, Colorado**
- 2a. **RILEY, Pat, DL, Miami (FL)**
- 2b. **SAUERBRUN, Todd, C, K.O. West Virginia** (from Dolphins on 4-4-95 for Trace Armstrong)
- 3a. **HARRIS, Sean, LB, Arizona**
- 3b. **PILGRIM, Evan, G, BYU** (from Dolphins for Trace Armstrong)
4. **JACKSON, Jack, WR, Florida**
5. (To Pittsburgh on 4-29-94 in exchange for Jeff Graham)
- 6a. **GALES, Kenny, CB, Wisconsin**
- 6b. **REEVES, Carl, DE, NC State** (from Dallas with V. Smith and Minter for Roper, Blackwell, and Paul)
7. **COX, Jamal, LB, Georgia Tech**

1994 (Apr. 24-25)

1. **THIERRY, John, DE, Alcorn State**
2. **SPEARS, Marcus, T, Northwestern State (LA)**
3. **FLANIGAN, Jim, DT, Notre Dame**
4. **HARRIS, Raymond, FB, Ohio State**
5. (from Dallas on 8-17-93 with V. Smith and Minter for Roper, Blackwell, and Paul; traded to Pittsburgh 10/19/93 for Tim Worley)
6. **HILL, Lloyd, WR, Texas Tech**
7. **COLLIER, Dennis, S, Colorado**

1993 (Apr. 25-26)

1. **CONWAY, Curtis, WR, KR, USC**
2. **SIMPSON, Carl, DT, Florida State**
3. **GEDNEY, Chris, TE, Syracuse**
- 4a. **Choice to Indianapolis**
- 4b. **PERRY, Todd, G, Kentucky** (from Clev. in Jay Hilgenberg trade)
- 4c. **BAKER, Myron, LB, Louisiana Tech** (from Ind. with 6th-round for Bears' 4th-round)
- 4d. **FONTENOT, Al, DE, Baylor** (from GB for Bears' 5th, and 6th from Ind.)
5. (Traded with 6th-round pick to GB for 4th-round)
6. **HOFFMANN, Dave, MLB, Washington**
7. **JOHNSON, Keshon, CB, Arizona**
8. (To Seattle for restricted free agent Joe Cain)

1992 (Apr. 26-27)

1. **SPELLMAN, Alonzo, DT, Ohio State**
2. **AUZENNE, Troy, T, California**
3. **LINCOLN, Jeremy, CB, Tennessee**
4. **FURRER, Will, QB, Virginia Tech**
5. **HARRISON, Todd, TE, N. Carolina State**
6. **BERRY, Mark, DB, Texas**
7. **BROWN III, John, WR, Houston**
8. (Traded to NYJ on 8-18-91 for Ron Mattes)
9. **JURKOVIC, Mirko, G, Notre Dame**
10. **FISHER, Nikki, FB, Virginia**
11. **AGE, Louis, T, SW Louisiana**
12. **WILSON, Chris, LB, Oklahoma**

1991 (Apr. 21-22)

1. **THOMAS, Stan, T, Texas**
2. **ZORICH, Chris, DT, Notre Dame**
3. **GARDOCKI, Chris, P, K, Clemson**
4. **JOHNSON, Joe, CB, NC State**
5. **MORGAN, Anthony, WR, Tennessee**
6. **LEWIS, Darren, RB, Texas A & M**
7. **JUSTIN, Paul, QB, Arizona State**
8. **HORTON, Larry, DB, Texas A & M**
9. **STONEBREAKER, Michael, LB, Notre Dame**
10. **BACKES, Tom, DE, Oklahoma**
11. **LONG, Stacy, G, Clemson**
12. **COOK, John, DT, Washington**

1990 (Apr. 22-23)

1. **CARRIER, Mark, S, USC**
- 2a. **WASHINGTON, Fred, DT, TCU**
- 2b. **COX, Ron, LB, Fresno St.** (from SD in McMahon trade)
- 3a. **RYAN, Tim, DT, USC**
- 3b. **WILLIS, Peter Tom, QB, Florida St.** (from Raiders in Willie Gault trade)
4. **MOSS, Tony, WR, LSU**
5. **CHAFFEY, Pat, FB, Oregon St.**
6. **MANGUM, John, DB, Alabama**
- 7a. **Choice to LA Raiders**
- 7b. **ANDERSON, Bill, C, Iowa** (from Raiders for Bears' seventh-round pick)
8. **ROUSE, James, RB, Arkansas**
9. **BAILEY, Johnny, RB, Texas A & M**
10. **PRICE, Terry, DT, Texas A & M**
- 11a. **WHITE, Brent, DE, Michigan**
- 11b. **MATUSZ, Roman, T, Pittsburgh** (from Raiders for Bears' seventh-round pick)
12. **COONEY, Anthony, DB, Arkansas**

1989 (Apr. 23-24)

- 1a. **WOOLFORD, Donnell, DB, Clemson** (from LA Raiders for Willie Gault)
- 1b. **ARMSTRONG, Trace, DE, Florida** (from Wash. for Wilber Marshall)
- 1c. (To Miami for Dolphins' 2nd and 3rd-round picks)
- 2a. **ROPER, John, LB, Texas A&M** (from Miami for Bears' first-round pick)
- 2b. **ZAWATSON, Dave, T, California**
- 3a. **FONTENOT, Jerry, G, Texas A&M** (from Miami for Bears' first-round pick)
- 3b. **Choice to Philadelphia**
- 4a. **PAUL, Markus, S, Syracuse** (from LARaiders for Bears' fourth- & sixth-round picks)
- 4b. **Choice to Washington through LA Raiders**
- 5a. **GREEN, Mark, RB, Notre Dame**
- 5b. **GILBERT, Greg, LB, Alabama**
6. **Choice to LA Raid with Bears' fourth for Raiders' fourth.**
- 7a. **BROTHERS, Richard, S, Arkansas**
- 7b. **SNYDER, Brent, QB, Utah St.**
- 8a. **WOODS, Tony, DT, Oklahoma**
- 8b. **DYKO, Chris, T, Washington St.**
- 9a. **HARPER, LaSalle, LB, Arkansas**
- 9b. **SANDERS, Byron, RB, Northwestern**
- 10a. **MILLIKAN, Todd, TE, Nebraska**
- 10b. **SIMPSON, John, WR, Baylor**
- 11a. **NELMS, Joe, DT, California**
- 11b. **STREETER, George, S, Notre Dame**
- 12a. **WEYGAND, Freddy, WR, Auburn**
- 12b. **PHILLIPS, Anthony, G, Oklahoma**

1988 (Apr. 24-25)

- 1a. **MUSTER, Brad, FB, Stanford**
- 1b. **DAVIS, Wendell, WR, LSU** (from Wash. for Wilber Marshall)
2. **JONES, Dante, LB, Oklahoma**
3. **JARVIS, Ralph, DE, Temple**
4. **THORNTON, Jim, TE, Cal. St.-Fullerton**
5. **JOHNSON, Troy, LB, Oklahoma**
6. **STINSON, Lemuel, CB, Texas Tech**
7. **RENTIE, Caesar, T, Oklahoma**
- 8a. **TATE, David, S, Colorado** (from NE for Doug Flutie)
- 8b. **REED, Harvey, RB, Howard Univ.**
9. **MAGEE, Rogie, WR, LSU**
10. **PORTER, Joel, T, Baylor**
11. **FORCH, Steve, LB, Nebraska**
12. **CLARK, Greg, LB, Arizona St.**

ALL-TIME BEAR DRAFTS

1987 (Apr. 29-29)

1. HARBAUGH, Jim, QB, Michigan
2. MORRIS, Ron, WR, SMU
3. *Choice to Cleveland through LA Rams for Doug Flutie*
- 4a. SMITH, Sean, DE, Grambling (from LARams)
- 4b. *Choice to LA Raiders*
- 5a. BRYAN, Steve, DE, Oklahoma (from Hou)
- 5b. JOHNSON, Will, LB, DE, NE Louisiana
- 6a. ADICKES, John, C, Baylor (from LARaiders)
- 6b. *Choice to LA Rams*
7. HARRIS, Archie, T, William & Mary
8. MIGLIAZZO, Paul, LB, Oklahoma
9. HEIMULI, Lake, FB, BYU
10. CHAPURA, Dick, DT, Missouri
11. JESSIE, Tim, RB, Auburn
12. JEFFRIES, Eric, DB, Texas

1986 (Apr. 29-30)

1. ANDERSON, Neal, RB, Florida
2. JACKSON, Vestee, DB, Washington
3. WILLIAMS, David, WR, Illinois
4. BLAIR, Paul, T, Oklahoma St.
5. BARNES, Lew, WR, Oregon
6. POWELL, Jeff, RB, Tennessee
7. JONES, Bruce, DB, N. Alabama
8. DOUGLASS, Maurice, DB, Kentucky
9. TELTSCHIK, John, P, Texas
10. HUNDLEY, Barton, DB, Kansas St.
11. KOZLOWSKI, Glen, WR, BYU
12. *Choice to San Diego*

1985 (Apr. 30 - May 1)

1. PERRY, William, DT, Clemson
2. PHILLIPS, Reggie, DB, SMU
3. MANESS, James, WR, TCU
4. BUTLER, Kevin, G, Georgia
5. *Choice to New York Jets*
6. *Choice to LA Rams*
7. BENNETT, Charles, DE, SW Louisiana
8. BUXTON, Steve, T, Indiana St.
9. SANDERS, Thomas, RB, Texas A&M
10. CORYATT, Pat, DT, Baylor
11. MORRISSEY, Jim, LB, Michigan St.
12. *Choice to San Diego*

1984 (May 1-2)

1. MARSHALL, Wilber, LB, Florida
2. RIVERA, Ron, LB, California
3. HUMPHRIES, Stefan, G, Michigan
4. ANDREWS, Tom, G, Louisville
5. *Choice to Washington*
6. *Choice to Dallas*
7. ROBERTSON, Nakita, RB, Cent. Ark.
8. ANDERSON, Brad, WR, Arizona
- 9a. *Choice to San Francisco*
- 9b. CASALE, Mark, QB, Montclair St. (from Clev)
- 10a. VESTMAN, Kurt, TE, Idaho
- 10b. GAYLE, Shaun, DB, Ohio St. (from Clev)
- 11a. *Choice to LA Rams*
- 11b. BUTKUS, Mark, DT, Illinois (from Clev)
- 12a. *Choice to Miami*
- 12b. JORDAN, Donald, RB, Houston (from Clev)

1983 (Apr. 26-27)

- 1a. COVERT, Jim, C, Pittsburgh
- 1b. GAULT, Willie, WR, Tennessee (from TB)
2. RICHARDSON, Mike, DB, Arizona St.
3. DUERSON, Dave, DB, Notre Dame
- 4a. THAYER, Tom, C, Notre Dame
- 4b. DUNSMORE, Pat, TE, Drake (from SD)
5. *Choice to New England*
6. *Choice to Cleveland*
7. *Choice to Cleveland*
- 8a. DENT, Richard, DE, Tennessee St.
- 8b. BORTZ, Mark, DT, Iowa (from SD)
- 9a. FADA, Rob, G, Pittsburgh
- 9b. ZAVAGNI, Mike, LB, Notre Dame (from Clev)
10. HUTCHISON, Anthony, RB, Texas Tech
11. WORTHY, Gary, RB, Wilmington
- 12a. WILLIAMS, Oliver, WR, Illinois (from SF)
- 12b. *Choice to San Diego*

1982 (Apr. 27-28)

1. McMAHON, Jim, QB, BYU
2. *Choice to Tampa Bay*
3. WRIGHTMAN, Tim, TE, UCLA
4. GENTRY, Dennis, RB, Baylor
- 5a. HARTNETT, Perry, G, SMU
- 5b. TABBON, Dennis, DB, Duke (from SD)
6. BECKER, Kurt, G, Michigan
7. WAECHTER, Henry, DT, Nebraska
8. DOERGER, Jerry, T, Wisconsin
9. HATCHETT, Mike, DB, Texas
10. TURNER, Joe, DB, USC
11. BOLIAUX, Gary, LB, Wisconsin
12. YOUNG, Ricky, LB, Oklahoma St.

1981 (Apr. 28-29)

1. VAN HORNE, Keith, T, USC
2. SINGLETARY, Mike, LB, Baylor (from SF)
3. *Choice to San Francisco*
- 3b. MARGERUM, Ken, WR, Stanford
4. EELL, Todd, DB, Ohio St.
5. *Choice to San Francisco*
6. HENDERSON, Reuben, DB, San Diego St.
7. FISHER, Jeff, DB, USC
8. ZETTEK, Scott, DT, Notre Dame
9. DITTA, Frank, G, Baylor
10. CLIFFORD, Tim, DB, Indiana
11. JOHNSON, Lonnie, RB, Indiana
12. SHUPRYT, Bob, LB, New Mexico

1980 (Apr. 29-30)

1. WILSON, Otis, LB, Louisville
2. SUHEY, Matt, RB, Penn St.
3. *Choice to Dallas*
4. THOMPSON, Arland, G, Baylor
5. TABOR, Paul, C, Oklahoma
6. GUSS, Mike, DB, Ohio St.
7. TOLBERT, Emanuel, WR, SMU
8. CLARK, Randy, G, N. Illinois
9. SCHONERT, Turk, QB, Stanford
10. STEPHENS, Willie, DB, Texas Tech
11. JUDGE, Chris, DB, TCU
12. FISHER, Robert, TE, SMU

1979 (May 3-4)

- 1a. HAMPTON, Dan, DT, Arkansas (from TB)
- 1b. HARRIS, Al, DE, Arizona St.
2. WATTS, Rickey, WR, Tulsa
3. McLENDON, Willie, RB, Georgia
4. *Choice to Cincinnati*
5. *Choice to Dallas*
6. SULLIVAN, John, LB, Illinois
7. KUNZ, Lee, LB, Nebraska
8. MOSS, Rick, DB, Purdue
9. HEAVENS, Jerome, RB, Notre Dame
10. RESTIC, Joe, DB, Notre Dame
11. WRIGHT, Bob, T, Cincinnati
12. BECKER, Dave, DB, Iowa

1978 (May 2-3)

1. *Choice to LA Rams*
2. *Choice to San Francisco*
3. SHEARER, Brad, DT, Texas
4. *Choice to Kansas City*
5. *Choice to Cincinnati*
- 6a. SKIBINSKI, John, RB, Purdue (from KC)
- 6b. IEREMA, Maki, DE, BYU
7. JONES, Herman, WR, Ohio St.
8. FREITAS, George, TE, California
9. MARTIN, Mike, LB, Kentucky
10. ZAMBIASI, Ben, LB, Georgia
11. UNDERWOOD, Walt, DE, USC
12. SIBLEY, Lew, LB, LSU

1977 (May 3-4)

1. ALBRECHT, Ted, T, California
2. SPIVIE, Mike, DB, Colorado
- 3a. EARL, Robin, RB, Washington (from NYG)
- 3b. *Choice to Miami*
4. *Choice to Pittsburgh*
5. *Choice to Oakland*
- 6a. EVANS, Vince, DB, USC (from TB)
- 6b. *Choice to Philadelphia*
7. BUTLER, Gerald, WR, Nicholls St.
8. *Choice to New York Jets*

9. BUONAMICI, Nick, DT, Ohio St.
10. BRECKNER, Dennis, DE, Miami (FL)
11. ZELENCIK, Connie, C, Purdue
12. IRVIN, Terry, DB, Jackson St.

1976 (Apr. 8-9)

- 1a. LICK, Dennis, T, Wisconsin (from GB)
- 1b. *Choice to Detroit*
2. *Choice to Pittsburgh*
3. BASCHNAGEL, Brian, WR, Ohio St. (from NE)
- 3b. *Choice to Detroit*
4. SCIARRA, John, DB, UCLA
5. RHODES, Wayne, DB, Alabama (from Det)
- 5b. *Choice to Baltimore*
- 6a. JIGGETTS, Dan, T, Harvard (from Clev)
- 6b. *Choice forfeited*
7. MUCKENSTRIUM, Jerry, LB, Arkansas St.
8. *Choice to Oakland*
9. *Choice to Philadelphia*
10. *Choice to Washington*
11. ANDERSON, Norm, WR, UCLA
12. O'LEARY, John, RB, Nebraska
13. KASOWSKI, Dale, RB, N. Dakota
14. CUIE, Ron, RB, Oregon St.
15. MEYERS, Jerry, DT, N. Illinois
16. PARKER, Ronald, TE, TCU
17. MALHAM, Mike, LB, Arkansas St.

1975 (Jan. 28-29)

1. PAYTON, Walter, RB, Jackson St.
2. HARTENSTEIN, Mike, DE, Penn St.
3. *Choice to Baltimore*
4. LIVERS, Virgil, DB, W. Kentucky
- 5a. *Choice to Washington*
- 5b. SOREY, Revis, G, Illinois (from NO)
- 6a. AVELLIN, Bob, QB, Maryland
- 6b. HICKS, Tom, LB, Illinois (from LA Rams)
7. *Choice to Baltimore*
- 7b. DOUTHITT, Earl, DB, Iowa (from Wash)
- 8a. *Choice to Baltimore through Denver*
- 8b. HARRIS, Joe, LB, Georgia Tech (from NE)
9. STILLWELL, Roger, DT, Stanford
- 10a. *Choice to Miami*
- 10b. JULIUS, Mike, G, St. Thomas (MN) (from LARams)
11. DEAN, Mike, K, Texas
12. PLANK, Doug, DB, Ohio St.
13. McDANIEL, Charles, RB, Louisiana Tech
14. HARTFIELD, Walter, RB, SW Texas St.
15. MARCANTONIO, Steve, WR, Miami (FL)
16. BECKMAN, Will, WR, Miami (FL)
17. HARPER, Roland, RB, Louisiana Tech

1974 (Jan. 29-30)

- 1a. BRYANT, Raymond, LB, Tennessee St.
- 1b. GALLAGHER, Dave, DL, Michigan (from Wash)
2. *Choice to New England*
- 3b. WHEELER, Wayne, WR, Alabama (from SD)
- 3b. HORTON, Greg, G/T, Colorado
- 3c. TAYLOR, Cliff, RB, Memphis St. (from NE)
4. *Choice to Pittsburgh*
5. *Choice to Philadelphia*
6. *Choice to Green Bay*
7. ETTINGER, Jack, WR, Arkansas
- 8a. CHADWICK, Alan, QB, East Tenn St.
- 8b. GRANDPERRY, Ken, RB, Washington (from NE)
9. *Choice to Miami*
10. *Choice to Cleveland*
11. HODGINS, Norm, DB, LSU
12. SEVY, Jeff, DT, California
13. BARNES, Joe, DB, Texas Tech
14. VELLANO, Paul, DB, Maryland
15. ALEXANDER, Oliver, TE, Grambling
16. GEIST, Randy, DB, Colorado
17. HOLLAND, Craig, QB, Texas-Arlington

ALL-TIME BEAR DRAFTS

1973 (Jan 30-31)

1. CHAMBERS, Wally, DE, Eastern Kentucky
- 2a. HUFF, Gary, QB, Florida St.
- 2b. HRINAK, Gary, DT, Purdue (from Dal)
3. Choice to Detroit
4. Choice to Baltimore
5. ELLIS, Alan, DB, UCLA (from Phil)
- 5b. Choice to San Francisco
6. CREANEY, Mike, C, Notre Dame
7. Choice to LA Rams
8. GRAHAM, Conrad, DB, Tennessee
9. DEUTSCH, Mike, RB, N. Dakota
10. BARRY, Bill, WR, Mississippi
11. SEIGLER, Ed, K, Clemson
12. GRIFFIN, Mike, G, Arkansas
13. CIESZKOWSKI, John, RB, Notre Dame
14. JUENGER, Dave, WR, Ohio U.
15. RIVES, Don, LB, Texas Tech
16. HART, Bill, C, Michigan
17. ROACH, Larry, DB, Oklahoma

1972 (Feb 1-2)

- 1a. ANTOINE, Lionel, T, So. Illinois (from NYG)
- 1b. CLEMONS, Craig, DB, Iowa
2. Choice to Philadelphia
3. MUSSO, Johnny, RB, Alabama
4. Choice to LA Rams
5. PARSONS, Bob, TE, Penn St.
- 6a. PIFFERINI, Bob, LB, UCLA (from Cin)
- 6b. Choice to Green Bay
- 7a. FASSEL, Jim, QB, Long Beach St.
- 7b. OSBORNE, Jim, DT, Southern (from Dal)
8. WIRTZ, Ralph, WR, N. Dakota St.
9. HORTON, Larry, DE, Iowa
10. TURNBULL, Jack, C, Oregon St.
11. WIMBERLY, Ed, QB, Jackson St.
12. NEILL, Doug, RB, Texas A&M
13. ROOD, Jay, T, S. Dakota St.
14. BROWN, Bob, WR, Rice
15. LAWSON, Roger, RB, W. Michigan
16. McKINNEY, Bill, LB, West Texas St.
17. DICKINSON, LeVerne, DB, Southern

1971 (Jan 28-29)

1. MOORE, Joe, RB, Missouri
- 2a. HARRISON, Jim, RB, Missouri (from NO)
- 2b. FORD, Charles, DB, Houston
- 3a. McGEE, Tony, DE, Bishop
- 3b. NEWTON, Bob, T, Nebraska (from LA Rams)
4. MOORE, Jerry, DB, Arkansas
5. Choice to San Francisco
6. THOMAS, Earl, TE, Houston (from Buf)
- 7a. LEE, Buddy, QB, LSU
- 7b. FERRIS, Dennis, RB, Pitt (from LA Rams)
8. WEISS, Karl, T, Vanderbilt
9. McCLAIN, Lester, WR, Tennessee
10. ROWDEN, Larry, LB, Houston
11. HARDY, Cliff, DB, Michigan St.
12. BOORAS, Steve, DE, Mesa J.C.
13. NICHOLAS, Ed, T, N. Carolina St.
14. LEWIS, Willie, RB, Arizona
15. MACIEJOWSKI, Ron, QB, Ohio St.
16. BAILEY, Sid, DE, Texas Arlington
17. GARGANES, Ray, LB, Milwaukee

1970 (Jan 27-28)

1. Choice to Green Bay
2. Choice to Dallas
3. FARMER, George, WR, UCLA
- 4a. LARSON, Lynn, T, Kansas St.
- 4b. BRUBACHER, Ross, LB, Texas A&M (from LA Rams)
5. Choice to New Orleans
- 6a. CUTBRIGHT, Bobby, QB, Oklahoma St.
- 6b. CURCHIN, Jeff, T, Florida St. (from St. L.)
7. Choice to Philadelphia
8. STEPHENSON, Dana, DB, Nebraska
9. COLN, Linzy, WR, IU
10. HOLLOWAY, Mike, G, N. Texas St.
11. ROSE, Ted, TE, N. Michigan
12. DAVIS, Butch, DB, Missouri
13. GUNN, Jimmy, DB, USC
14. MORGAN, Jim, WR, Henderson St.
15. ABRAIRA, Phil, DB, Florida St.
16. HELTERBRAN, Bob, G, N. Texas St.
17. BRUNSON, Joe, DT, Furman

1969 (Jan 28-29)

1. MAYES, Rufus, T, Ohio St.
2. DOUGLASS, Bobby, QB, Kansas St.
3. MONTGOMERY, Ross, RB, TCU
4. REDMOND, Rudy, DB, Pacific
5. WINGARDNER, Jim, TE, Notre Dame
6. NICHOLSON, Bill, DE, Stanford
7. COPELAND, Ron, FL, UCLA
8. HUBBELL, Webb, G, Arkansas
9. ALUISE, Joe, RB, Arizona
10. PEARSON, Ron, TE, LB, Maryland
11. CAMPBELL, Sam, DT, Iowa St.
12. HALE, Dave, DE, Ottawa
13. QUINN, Tom, DB, Notre Dame
14. EHRIG, Ronnie, DB, Texas
15. COBLE, Bob, P, Kansas St.
16. STYDAHAR, Dave, G, Purdue
17. LONG, Bob, SE, Texas A&M

1968 (Jan 30-31)

1. HULL, Mike, RB, USC
2. WALLACE, Bob, E, Texas-El Paso
- 3a. HAZELTON, Major, DB, Florida A&M (from At)
- 3b. Choice to Dallas
- 4a. MASS, Wayne, T, Clemson, 99
- 4b. BUSH, Alan, G, Mississippi (from LA Rams)
5. TURNER, Cecil, FL, Cal Poly SLO
6. SCHMEDDING, Jim, C, Weber St.
7. HOLMAN, Willie, DE, South Carolina St.
8. BELL, Wayne, RB, Lenoir Rhyer
9. MOORE, Sam, T, Mississippi Valley St.
10. DAVIS, Fred, G, Doane
11. COADY, Rich, TE, Memphis St.
12. VALLEZ, Emilio, LB, New Mexico
13. DEARON, Willie, FL, Prairie View A&M
14. GARGUS, Harold, DT, New Mexico St.
15. JAEGER, Rich, C, Gustavus Adolphus
16. MURPHY, Jim, K, Utah St.
17. LAYTON, Gene, DT, Colorado St.

1967 (Mar 14)

1. PHILLIPS, Loyd, DE, Arkansas
2. JONES, Bob, DB, San Diego St.
3. LYLE, Gary, HB, George Washington
- 4a. DODD, Al, DB, Northwestern St. (LA)
- 4b. GREENLEE, Tom, DB, Washington (from LA Rams)
5. ALFORD, Bruce, K, TCU
- 6a. CARTER, Virgil, QB, BYU
- 6b. KRIEVALD, Doug, G, West Texas St.
7. TRUITT, John, E, Indiana St.
8. MURPHY, Roger, E, Northwestern
9. GRIFFIN, Jerry, LB, SMU
10. CASS, Greg, C, Washington
11. Choice to Washington
12. MAYO, Earl, HB, Morgan St.
13. GREEN, Bruce, E, Midland Lutheran
14. CARSTENS, Kaye, DB, Nebraska
15. NESBITT, Lynn, G, Wake Forest
16. OAKES, Terry, DE, Cal St.-San Francisco
17. ROGERS, Bill, DB, Weber St.
18. MYERS, Jack, LB, Western St. (CO)

1966 (Nov 27-28)

1. RICE, George, T, LSU
2. BROWN, Charles, DB, Syracuse
3. PICKENS, Bob, T, Nebraska
- 4a. JACKSON, Randy, T, Florida (from Pitt)
- 4b. BUFFONE, Doug, LB, Louisville
5. Choice to Minnesota
- 6a. BREWSTER, Dennis, T, BYU (from Wash)
- 6b. McRAE, Franklin, DT, Tennessee St.
7. MYER, Ron, QB, South Dakota St.
8. McFALLS, Doug, DB, Georgia
9. GREENLEE, Fritz, E, Arizona
10. BURNETT, Bobby, HB, Arkansas
11. OWENS, Terry, E, Jacksonville St.
12. AGE, Wayne, DE, Clemson
13. BECKER, Wayne, DB, Montana
14. BUCKNER, Mike, G, Northwestern
15. KOLLMAN, Jim, G, Oregon
16. SENKBEIL, Lynn, LB, Nebraska
17. GENTRY, Curtis, DB, Maryland-E Shore
18. KINES, Charley, T, Michigan
19. HABERER, Roger, HB, Eastern Illinois
20. SELLERS, Golde, HB, Grambling

1965 (Nov 28, 1964)

- 1a. SAYERS, Gale, HB, Kansas
- 1b. BUTKUS, Dick, LB, Illinois (from Pitt)
- 1c. DeLONG, Steve, T, Tennessee (from Wash)
2. Choice to Cleveland
3. Choice to Cleveland
4. NANCE, Jim, FB, Syracuse
5. Choice to LA Rams
6. CAREY, Tony, HB, Notre Dame
- 7a. GORDON, Dick, HB, Michigan St.
- 7b. SUTTON, Mickey, B, Auburn (from Wash)
8. SCHWEDA, Brian, T, Kansas
9. AMBRUSKO, Ken, B, Maryland
10. PURPHY, Dennis, T, Florida
11. CORNISH, Frank, T, Grambling
12. COX, Steve, T, South Carolina
13. DANIELS, Dave, T, Florida A&M
14. PIVEC, Dave, E, Notre Dame
15. ROBINSON, Frank, B, Cal St.-Los Angeles
16. PITTS, Frank, E, Southern
17. LaFRANCE, Mike, T, Maryland
18. SCHWAGER, Mike, T, Maryland
19. BOCH, Lou, K, Michigan St.
20. KUREK, Ralph, FB, Wisconsin

1964 (Dec 2, 1963)

1. EVEY, Dick, T, Tennessee
- 2a. Choice to Pittsburgh
- 2b. MARTIN, Billy, E, Georgia Tech (from LA Rams)
3. CRAIN, Pat, HB, Clemson (from Pitt)
- 2c. BLANKS, Sid, HB, Texas A&I
- 4a. BUDKA, Frank, HB, Notre Dame
- 4b. REILLY, Mike, LB, Iowa (from Min)
5. CONNERS, Dan, T, Miami (FL)
6. JONES, Jimmy, E, Wisconsin
7. LOGAN, Chuck, E, Northwestern
8. RAKESTRAW, Larry, QB, Georgia
9. WILKINSON, Larry, HB, Duke
10. BROWN, Mike, B, Delaware
11. LEUWENBERG, Dick, T, Stanford
12. HORTON, Bob, FB, Boston U.
13. WEBB, Clyde, E, Iowa
14. FRANCISCO, Kent, T, UCLA
15. BURMAN, George, T, Northwestern
16. BUTLER, Roderick, HB, Eastern Illinois
17. KASAPIS, Constantinos, T, Iowa
18. BATTS, Bob, HB, Texas Southern
19. WHITEHEAD, Jim, T, Georgia
20. NIGLIO, Dick, FB, Yale

1963 (Dec 3, 1962)

- 1a. Choice to Los Angeles Rams
- 1b. BEHRMAN, Dave, C, Michigan St. (from Pitt)
2. BARNETT, Steve, T, Oregon (from Dal)
- 2b. JENCKS, Bob, E, Miami (OH)
3. GLUECK, Larry, DB, Villanova
4. SANDERS, Stan, E, Whittier (from SF)
- 4a. MITCHELL, Charley, HB, Washington (from Pitt)
- 4b. Choice to Baltimore
5. Choice to San Francisco
- 6a. JOHNSON, John, T, Indiana (from Pitt)
- 6b. MATHIESON, Dave, QB, Washington St.
7. UNDERHILL, Paul, B, Missouri
8. HARMON, Dennis, DB, Southern Illinois
- 9a. DAY, Monte, T, Fresno St. (from Dal)
- 9b. WATSON, Dave, LB, Georgia Tech
10. HOERSTER, Ed, LB, Notre Dame
11. TULLIS, James, DB, Florida A&M
12. DRUMMOND, Dick, B, George Washington
13. SZUMCZYK, John, FB, Trinity (CT)
14. BANKS, Gordon, B, Fisk
15. DENTEL, Bob, C/LB, Miami (FL)
16. CAYLOR, Lowell, DB, Miami (OH)
17. SISK, John, B, Miami (FL)
18. SLAUBACH, Jeff, E, Indiana
19. YAKSHO, Bob, DB, Rutgers
20. GREGORY, John, E, Baldwin Wallace

1962 (Dec 4, 1961)

1. BULL, Horro, B, Baylor
2. BROCK, Clyde, T, Utah St. (from Pitt)
3. McRAE, Bernie, B, Michigan
- 3a. BATES, Jim, E, USC (from Dal)
- 3b. HULL, Bill, E, Wake Forest
4. CADILL, Jim, T, San Jose St.
5. BURTON, Mac, E, San Jose St. (from Wash)
- 5b. TUNNICLIFF, Bill, FB, Michigan

ALL-TIME BEAR DRAFTS

6. Choice to Philadelphia
7. O'BRAIDOWICH, Ed. E, Illinois
- 8a. REYNOLDS, Ed. T, Tulane
- 8b. ONESTI, Larry, C, Northwestern (from NYG)
9. WINSTON, Kelton, HB, Wiley
10. WEAVER, LeRoy, B, Adams St.
11. ROBINSON, Jerry, HB, Grambling
12. WATTS, Bill, T, Miami (FL)
13. PERKOWSKI, Joe, B, Notre Dame
14. VON SONN, Andy, C, UCLA
15. MARTIN, Kent, T, Wake Forest
16. NELSON, John, C, Xavier (OH)
17. GLASS, Glenn, HB, Tennessee
18. NECK, Tommy, B, LSU
19. KELLUM, Bill, T, Tulane
20. ROBERTS, Jack, T, Ohio St.

1991 (Dec 27-28, 1990)

1. DITKA, Mike, E, Pittsburgh
2. BROWN, Bill, B, Illinois
3. GIBSON, Claude "Hoot", B, N Carolina St.
4. LADD, Ernie, T, Grambling
5. LINCOLN, Keith, B, Washington St.
6. FLEMING, George, B, Washington
7. PYLE, Mike, C, Yale
8. RYAN, Ed, B, Michigan St.
9. BETHUNE, Bob, B, Mississippi St.
10. HARNESSE, Jason, E, Michigan St.
11. FIEWEL, Sam, T, South Carolina
12. DYER, Howard, QB, Virginia Military
13. McLEOD, Bob, E, Abilene Christian (TX)
14. TYRER, Jim, T, Ohio St.
15. LINNING, Wayne, T, Miami (FL)
16. FRAZIER, Chuck, C, Auburn
17. BARFIELD, Rossie, E, North Carolina Central
18. FINN, John, T, Louisville
19. CHARLES, Ben, QB, South Carolina
20. MASON, Gordon, B, Tennessee Tech

1990 (Date unknown; NFL held secret draft to get jump on new AFL)

1. DAVIS, Roger, G, Syracuse
2. Choice to Washington
3. MEREDITH, Don, QB, SMU
4. MARTIN, Billy, B, Minnesota
5. NORMAN, Dick, QB, Stanford
6. KOVAC, Ed, B, Cincinnati
7. BYVINS, Charley, B, Morris Brown
8. MANNING, Pete, E, Wake Forest
9. KIRK, Ken, C, Mississippi
10. Choice to Pittsburgh
- 11a. FANNING, Stan, T, Idaho (from Phil)
- 11b. SHAW, Glenn, HB, Kentucky
12. BUDREWICZ, Tom, T, Brown
13. SPADA, Bob, E, Duke
14. SOREY, Jim, T, Texas Southern
15. LASHUA, Warren, B, Whitworth
16. FARRINGTON, John "Bo", E, Prairie View A&M
17. HANNA, Jim, E, USC
18. KING, Claude, B, Houston
19. ROBERTS, Lloyd, T, Georgia
20. COIA, Angelo, B, USC

1989 (Dec 2, 1988)

1. CLARK, Don, B, Ohio St.
2. PETITBON, Richie, QB, Tulane
3. JOHNSON, Pete, B, Virginia Military
4. Choice to LA Rams
5. ADAMS, John, B, Cal St.-Los Angeles
6. COLE, Fred, G, Maryland
7. TUCKER, Jim, E, Tenn-Chattanooga (from Phil)
- 8a. CLARK, Dick, B, Baylor
- 8b. SMITH, Willie, T, Michigan (from NYG)
9. YOUNG, Maury, T, Syracuse
10. CORONADO, Bobby, E, Pacific
11. GRAY, Ed, T, N Texas St.
12. ROWLAND, Justin, E, TCU
13. JONES, Gene, B, Rice
14. ROBB, Joe, T, TCU
15. LeCLERC, Roger, C, Trinity (CT)
16. REDDING, Don, T, North Carolina
17. NEAL, Willie, B, Jackson St.
18. ASBURY, Ken, B, Missouri Valley
19. PLAIN, Chris, T, Stanford
20. CARCATERIA, Tony, E, Eion
21. STONE, Donnie, B, Arkansas

22. RURAL, Lennie, B, William & Mary
23. HALLER, Bob, T, NW Missouri St.
24. SPAIN, Bob, T, Baylor
25. HURN, Tom, C, St. Joseph's (IN)
26. KUNDE, Bob, T, Capital
27. AVENI, John, E, Indiana
28. WILLIAMS, Bob, E, Notre Dame
29. SOUTHERN, Eddie, E, Texas
30. JACKSON, Cliff, B, North Carolina Central

1988 (Dec 2, 1987 & Jan 28, 1988)

1. HOWLEY, Chuck, G, West Virginia
2. DEWEALL, Willard, E, SMU
- 3a. COOKE, Ed, E, Maryland
- 3b. HEALY, Don, T, Maryland (from Clev)
4. BARNES, Bob, E, Purdue
5. JEWETT, Bob, E, Michigan St.
6. DOUGLAS, Merrill, B, Utah
7. BENTLEY, Gene, B, Texas Tech
8. RUTSCH, Ed, T, George Washington
9. ANDERSON, Ralph, E, Cal St.-LA
10. LEWIS, Aubrey, B, Notre Dame
11. CINELLI, Rocco, T, Wisconsin
12. MORRIS, Johnny, HB, Cal-Santa Barbara
13. Choice to New York Giants
14. MELNIK, Bill, T, Army
15. HARRYMAN, Jim, B, Compton J.C.
16. PLEGER, Ken, T, Capital
17. EATON, Dick, C, Richmond
18. DURLER, Phil, B, Duke
- 19a. ROEHNET, Bill, G, Bradley (from GB)
- 19b. CHANCEY, Bill, E, West Virginia
20. RUTLEDGE, Les, T, Michigan St.
21. MILLER, Bill, T, NM Highlands
22. CARTER, Al, B, Tennessee
23. DAW, Ken, B, Sam Houston St.
24. MOON, Russ, T, Virginia Tech
25. BARRON, Bob, C, St. Norbert
26. LYLES, Bob, B, Memphis St.
27. NAPOLSKI, Ben, E, Northwestern
28. MAIN, Wilbur, B, Maryland
29. HAKES, Glen, G, New Mexico
30. HALUM, Bobby, QB, Mid Tennessee St.

1987 (Nov 27, 1986 & Jan 31, 1987)

1. LEGGETT, Earl, T, LSU
2. SWINK, Jim, B, TCU
3. KNOX, Ronnie, QB, UCLA
4. JOHNSON, Jack, B, Miami (FL)
5. ZUCCO, Vic, B, Michigan St.
6. DICKINSON, Bo, B, S. Mississippi
7. DeLUCA, Gerry, T, Mid Tennessee St.
- 8a. WARD, Al, B, Yale (from Phil)
- 8b. KILCULLEN, Bob, T, Texas Tech
9. BROWN, Bill, G, Syracuse
10. MURPHY, Bill, E/B, Fresno St.
11. HUMPHTON, Roger, B, McNeese St.
12. SOREANSON, Larry, T, Utah St.
13. WILLIAMS, Don, B, Texas Tech
14. SCHMIDT, Bob, B, Memphis St.
15. HOSEK, Tony, E, West Virginia
16. HEURING, Ed, E, Maryland
17. HEINE, Don, E, Murray St.
18. WHARTON, Al, G, Maryland
19. HERMSEN, Lee, B, Marquette
20. FRAZIER, Al, B, Florida A&M
21. JAMES, Jerry, E, LSU
22. DALZELL, Tom, T, Virginia Tech
23. PEROYEA, Don, T, SE Louisiana
24. LUTTERBACK, Ken, B, Evansville
25. RYAN, Joe, C, Villanova
26. HARRIS, George, B, Grambling
27. BROWN, Nick, G, Fresno St.
28. EMERSON, Tom, G, Oklahoma
29. CARAWAY, Donnie, B, Houston
30. WESLEY, Sam, B, Oregon St.

1986 (Nov 29, 1985 & Jan 12, 1986)

1. SCHRIEVER, Mervin, E, Texas
2. BRACKETT, M.L.T., Auburn
3. Choice to Cleveland
4. MELLEKAS, John, T, Arizona
5. GALIMORE, Willie, B, Florida A&M
6. Choice to Cleveland
7. CAROLINE, J.C., B, Illinois
8. KLAWITTER, Dick, C, South Dakota St.
9. VARGO, Ken, C, Ohio St.

10. LUCAS, Dick, E, Boston College
11. JANKANS, John, E, Arizona St.
12. CRUZE, Buddy, E, Tennessee
13. GROGG, Dick, G, Minnesota
14. GRAHAM, Mit, E, Colgate
15. FITZGERALD, Dick, FB, Notre Dame
16. BROWN, Ray, B, Florida
17. ADAMS, Tom, E, UCLA
18. PAYTON, Earl, B, Prairie View A&M
19. SMITH, John, B, UCLA
20. MAXIME, Charley, G, Auburn
21. WADDELL, Jimmy, B, Compton J.C.
22. BILLINGS, Lou, T, Memphis St.
23. HOOT, Lou, E, Howard Payne
24. CASTETE, Jess, B, McNeese St.
25. HENTSCHEL, Jerry, T, Sam Houston St.
26. ORR, Don, B, Vanderbilt
27. BUCHANAN, Wayne, E, East Texas St.
28. ALEXANDER, Bob, B, Trinity (CT)
29. KRITEMEYER, Billy, B, Vanderbilt
30. BUCKLER, Jim, G, Alabama

1985 (Jan 27, 28)

1. DRZEWIECKI, Ron, HB, Marquette
2. WATKINS, Bobby, HB, Ohio St.
3. Choice to Cleveland
4. OMALLEY, Joe, E, Georgia
5. KENDALL, Leland, T, Oklahoma St.
- 6a. SHANNON, Dan, E, Notre Dame (from Wash)
- 6b. MOSELEY, Henry, HB, Morris Brown
7. STURGES, Bruce, HB, William & Mary
8. VERKERK, Gene, T, N Texas St.
9. LAVERY, Jim, HB, Scranton
10. ALLEN, John, E, Arizona St.
11. REDFIELD, Tom, E, Delaware
12. BRATT, Clarence, HB, Wisconsin
13. CASH, Norm, HB, Sul Ross
14. NICKLA, Ed, G, Tennessee
15. SMITH, J.D., FB, N Carolina A&T
16. Choice to Chicago Cardinals
17. HARRISON, Mel, C, Sam Houston St.
18. ROACH, Claude, G, TCU
19. JONES, Allen, B, Baylor
20. JAMES, Joe, T, Howard Payne
21. ALL, Choyce, C, Western St. (TX)
22. ALLISON, Carl, B, Oklahoma
23. BARGER, Jerry, B, Duke
24. YOUNG, Joe, E, Marquette
25. DEES, Charley, T, Tyler J.C.
26. JETER, Perry, HB, Cal Poly SLO
27. KINLEY, Joel, G, Tennessee
28. WRIGHT, Charley, E, Prairie View A&M
29. KLEIN, Dick, T, Iowa
30. FOUTS, Jerry, HB, MWestern St. (TX)

1984 (Jan 28)

1. WALLACE, Stan, HB, Illinois
2. CASARES, Rick, FB, Florida
3. McADAMS, Ed, T, Duke
4. PATERSON, Frank, Notre Dame
5. GRIFFIS, Bob, G, Furman
6. HUDSON, John, G, Rice
7. CECERE, Ralph, B, Villanova
8. GARLINGTON, Tom, T, Arkansas
9. GIEL, Paul, B, Minnesota
10. ANDREWS, D.C., E, Hardin-Simmons
11. WALLIN, Ron, B, Minnesota
12. FARAGALLI, Joe, G, Villanova
13. SEASHOLM, Julius, G, Texas
14. MILLER, Ken, FB, Illinois
15. HILL, Harlon, E, N Alabama
16. HADLEY, Earl, B, Utah St.
17. WOODARD, Lou, C, Sam Houston St.
18. MOORE, McNeil, B, Sam Houston St.
19. LUM, Jim, T, Louisiana Tech
20. LADD, Jim, E, Bowling Green
21. CLEERE, Sonny, T, Abilene Christian
22. SUMNER, Charlie, B, William & Mary
23. LEE, Herman, T, Florida A&M
24. JARRETT, Bill, B, West Virginia
25. FEAMSTER, Tom, E, Florida St.
26. PETRIK, Lou, B, Boston U.
27. ONISKEY, Dick, C, Tenn. Chattanooga
28. UNDERWOOD, P.W., G, Mississippi St.
29. BEALE, Awn, QB, Trinity (TX)
30. HALUSKA, Jim, B, Wisconsin

ALL-TIME BEAR DRAFTS

1952 (Jan 22)

1. ANDERSON, Billy, B. Compton (J.C.)
2. BRATKOWSKI, Zeke, O.B. Georgia
3. ROWEAMP, Bill, B. Army, Missouri
4. KOCH, Joe, B. Wake Forest
5. JONES, Stan, T. Maryland
- 6a. DECARLO, Art, B. Georgia
- 6b. GILBERT, Kline, T. Mississippi (from SF)
- 7a. McLEROY, Buddy, B.S. Mississippi (from Wash)
- 7b. BINGHAM, Don, B. Sul Ross
8. KREAMECHICK, John, T. William & Mary
9. ASHLEY, Bruno, T. East Texas St.
10. MOORE, Jimmy, B. Florida A&M
- 11a. SLOWEY, Jim, C. Georgetown
- 11b. CHAFNEY, Ralph, B. Kentucky (from Pitt)
12. LAWRENCE, Jim, T. Duke
13. STRICKLAND, Larry, C. N. Texas St.
14. CARL, Harland, B. Wisconsin
15. JECH, Ralph, G. Northwestern
16. HATLEY, John, T. Sul Ross
17. BEAL, Bob, E. California
18. SHIRLEY, Jim, B. Clemson
19. BYRUS, Bill, T. Iowa St.
20. MAHN, Tom, T. Purdue
21. MARTIN, Wayne, E. TCU
22. WOOD, Wayne, T. Memphis St.
23. MASK, Jim, E. Mississippi
24. HATCHER, Paul, C. Arkansas City (J.C.)
25. PICKARD, Clyde, G. Wake Forest
26. EVANS, Bob, T. Pennsylvania
27. WALKIN, Marvin, B. Arizona St.
28. CALDWELL, Jim, T. Tennessee St.
29. LEWIS, Jack, E. Wake Forest
30. BREHMAN, Bill, O.B. Virginia Military

1952 (Jan 17)

1. DOOLEY, Jim, B. Miami (FL)
2. MACON, Eddie, B. Pacific
3. McCOLL, Bill, E. Stanford
4. CLARK, Herman, T. Oregon St.
- 5a. HOFFMAN, Jack, E. Xavier (OH) (from Pitt)
- 5b. WILLIAMS, Fred, T. Arkansas
6. BROWN, Ed, O.B. San Francisco
7. FORTUNATO, Joe, B. Mississippi St.
- 8a. BISHOP, Bill, T. N. Texas St. (from Pitt)
- 8b. JURNAY, Billy, E. Arkansas
9. CROSS, Bobby, T. Stephen F. Austin
10. Choice to Green Bay
11. MILLER, Bill, B. Wake Forest
12. KOZAR, Andy, B. Tennessee
13. ATHAN, Rich, B. Northwestern
14. GALLOWAY, Gale, C. Baylor
15. KAZMAIER, Dick, B. Princeton
16. SPEARS, Bob, FB. Yale
17. CARROLL, John, T. Houston
18. O'CONNELL, Tommy, O.B. Illinois
19. REIDENBACH, K. T. Drake
20. LESANE, Jimmy, B. Virginia
21. DAFFER, Ted, G. Tennessee
22. GREGORY, Dick, B. Minnesota
23. NESTOR, Paul, T. Maryland
24. MUNDINGER, Dick, T. Minnesota
25. STODDARD, Bob, T. Utah St.
26. McLEROY, Buddy, FB. S. Mississippi
27. REID, Bob, B. Baylor
28. SCIOSCIA, Karney, FB. Maryland
29. RIGGS, Teddy, B. Rice
30. SHEMONSKI, Bob, H.B. Maryland

1951 (Jan 18-19)

- 1a. WILLIAMS, Bob, O.B. Notre Dame (from Bam)
- 1b. STONE, Billy, B. Bradley (from NYU)
2. SCHROEDER, Gene, E. Virginia
3. GEORGE, Bill, T. Wake Forest
4. WHITE, Wilford "Whizzer", B. Arizona St.
- 4a. MOSER, Bob, C. Pacific
- 4b. JELLEY, Tom, E. Miami (FL) (from NYU)
5. ROWLAND, Brad, B. McMurry
6. FALKENBERG, Herb, B. Trinity (TX)
7. LEA, Paul, T. Tulane
8. MAYES, Clair, G. Oklahoma
9. GREGGS, Bill, B. Wake Forest
10. SHERILL, J.W., B. Tennessee
11. HARDMAN, Tom, B. Georgetown
12. HAIRSTON, Lawrence, T. Nevada-Reno

13. WRIGHT, Charley, B. West Texas St.
14. WOODS, Bailey, B. Abilene Christian (TX)
15. HALL, Sid, C. Pacific
16. VOLM, Frank, E. Marquette
17. DUFEK, Don, B. Michigan
18. BROWN, Chuck, G. Illinois
19. LISAK, Ed, B. Oklahoma
20. SMITH, Larry, C. South Carolina
21. HIGGINS, Larry, B. Fordham
22. HANSON, Bob, G. Montana
23. HLAVAC, Rene, T. Nebraska-Omaha
24. DOKAS, Pete, E. Mansfield
25. MILLER, Johnny, B. Northwestern
26. ROGERS, Buddy, B. Arkansas
27. TAYLOR, Jerry, C. Wyoming
28. CAMPBELL, Leon, B. Arkansas*
29. JUSTICE, John, G. Santa Clara
30. BUTLER, Charley, E. George Washington

* Selected from disbanded Baltimore franchise

1950 (Jan 21-22)

- 1a. HUNSINGER, Chuck, B. Florida (from NY Bulldogs)
- 1b. MORRISON, Fred, B. Ohio St.
2. DOTTLEY, John "Kay", B. Mississippi
3. ROMANICK, Steve, B. Villanova
- 4a. NOVAK, Tom, C. Nebraska (from Pitt)
- 4b. PAPALEO, Don, G. Boston College
5. ZALEJSKI, Ernie, B. Notre Dame
- 5a. PERRICONE, Gospar, B. Western (from NYU)
- 5b. HANSEN, Wayne, C. Texas-El Paso
7. PRATHER, Rollin, E. Kansas St.
8. NEVILLS, Sam, T. Oregon
- 9a. REID, Floyd, B. Georgia (from NY Bulldogs)
- 9b. Brazzell, Dick, B. Missouri
10. WAHL, Al, T. Michigan
11. HELWIG, John, G. Notre Dame
12. ROOF, Kenny, B. Oklahoma St.
13. DEMPSEY, Frank, T. Florida
14. HOVER, Al, G. LSU
15. GLISSON, Jimmy, B. Tulane
16. BRADLEY, Ed, E. Wake Forest
17. JANASZEK, Ray, B. Dayton
18. ANDREWS, Rupert, B. Stanford
19. EYE, Billy, B. Minnesota
20. CRAWFORD, Jim, G. Mississippi
21. ANGLE, Bob, B. Iowa St.
22. BYLER, Jim, G. North Carolina St.
23. BINGHAM, Bill, T. Harding
24. POLESKE, Walt, B. Pacific
25. SAMUELS, Perry, B. Texas
26. SELLA, George, B. Princeton
27. DAVIS, Wilton, B. Hardin-Simmons
28. KENARY, Jim, B. Harvard
29. NADHERNY, Fred, B. Yale
30. MARKERT, Allen, T. Minnesota

1949 (Dec 21, 1948)

1. HARRIS, Dick, C. Texas
2. GRIMES, Billy, B. Oklahoma St.
3. O'QUINN, Johnny, E. Wake Forest
4. BENDRICK, Ben, B. Wisconsin
5. HOFFMAN, John, B. Arkansas
6. KRALL, Jerry, B. Ohio St.
7. JONES, Wally, E. Kentucky
- 8a. WEATHERLY, Gerry, C. Rice (from Del)
- 8b. WIGHTKIN, Bill, E. Notre Dame
9. TOKARCZYK, Dolph, G. Pennsylvania
10. MALLEY, Lee, B. Carlson-Newman
11. TIGLER, Jerry, B. Mississippi
12. BLANDA, George, O.B. Kentucky
13. TALIAFERRO, George, B. Indiana
14. KELLY, Ernie, G. Texas-El Paso
15. FAVERTY, Hal, G. Wisconsin
16. WAHL, Al, T. Michigan
17. CORBISIERO, John, B. Middlebury
18. MORAN, Jim, B. John Carroll
19. MITTEN, Bob, G. North Carolina
20. HECK, Bob, B. Pacific
21. DUNCAN, Jim, E. Duke
22. BERTUZZI, Dick, B. Kansas
23. KANE, Henry, C. Pacific
24. SMITH, Bernie, T. Texas-El Paso
25. MARCZYK, Stan, T. North Carolina

1948 (Dec 19, 1947)

- 1a. LAYNE, Bobby, O.B. Texas (from Pittsburgh)
- 1b. BUMGARDNER, Max, E. Texas
2. GARRETT, Dub, T. Mississippi St.
3. RAMSEY, Knox, G. William & Mary
4. BRUGGE, Bob, B. Ohio St.
5. Choice to Detroit
6. McWILLIAMS, Tom, B. Army, Mississippi St.
7. MILLS, Malachi, T. Virginia Military
8. FLANAGAN, Dick, E. Ohio St.
9. McDOWELL, Jim, G. William & Mary
10. SHEEHAN, Mel, E. Missouri
11. SCOTT, Dick, C. Navy
12. CLURE, Olin, B. Ohio St.
13. GOODE, Rob, B. Texas A&M
14. GRIMSTEIN, Clyde, E. Purdue
15. FALLON, John, G. Notre Dame
16. BROWN, Ray, B. Virginia
17. HILEMAN, Bob, C. California
18. GAY, Thurman, T. Oklahoma St.
19. BLOUNT, Ralph, E. Texas
20. BOONE, JR., B. Tulsa
21. DUNCAN, Jim, E. Wake Forest
22. GATEWOOD, Jimmy, B. Georgia
23. BRUMM, George, C. Pacific
24. DIETZEL, Paul, C. Miami (OH)
25. SCOTT, Ed, B. Boston College
26. HATCHER, Paul, E. Duke
27. VAN DEREN, Frank, E. California
28. PIETKEWICZ, Al, E. San Francisco
29. COX, Norm, B. TCU
30. SMITH, Truett, B. Mississippi St.

1947 (Dec 18, 1946)

- 1a. FENIMORE, Bob, H.B. Oklahoma St. (Bonus choice)
- 1b. KINOT, Don, H.B. Wisconsin
2. MININI, Frank, FB. San Jose St.
- 3a. CANADY, Jim, H.B. Texas
- 3b. MERRMAN, Lloyd, B. Stanford (from City Chiefs)
- 4a. WEITZ, Harlan, T. Texas
- 4b. STEPHENS, Roger, B. Cincinnati (from Phil)
5. MOSELEY, Ray, E. Georgia
6. SMITH, H.A., E. Mississippi
7. EDDLEMAN, Dwight, H.B. Illinois
8. TUCKER, Arnold, O.B. Army
9. HATCH, Larry, H.B. Washington
10. ADAME, Tony, C. Ohio St.
11. FRITZ, Emil, G. Maryland
12. TURNER, Jim, T. California
13. GODDARD, Wayne, E. Oklahoma City
14. GAGNE, Verne, E. Minnesota
15. DREYER, Walter, H.B. Wisconsin
16. PUPA, Walt, FB. North Carolina
17. McLELLAN, John, T. Montana St.
18. CRAMER, Russ, H.B. Michigan
19. REIDENBACH, Jim, B. East Texas St.
20. BATCHELOR, Jim, B. Texas
21. LAWLER, Allen, H.B. Texas
22. BERLIN, Gordon, C. Washington
23. CUNNINGHAM, John, E. California
24. MORRIS, Max, B. Northwestern
25. MORRIS, Bill, E. Oklahoma
26. BAUMGARDNER, Joe, H.B. Texas
27. MCCARTHY, Jerry, E. Pennsylvania
28. PIERCE, Jack, H.B. Illinois
29. EHLERS, Ed, H.B. Purdue

1946 (Jan 14)

1. LUJACK, Johnny, O.B. Notre Dame
2. RYKOVICH, John, B. Illinois
3. BROYLES, Frank, O.B. Georgia Tech
4. KNOTT, Ernie, G. Duke
5. SCHNEIDER, Don, B. Pennsylvania
6. SCRUGGS, Ted, E. Rice
7. BEARD, Wendell, T. California
8. ZIEGLER, John, B. Colorado
9. DROPO, Walt, E. Connecticut
10. HARRIS, Bill, C. Auburn
11. ALLEN, Eddie, B. Pennsylvania
12. SALMAN, Frank, E. Illinois
13. WOSTRUM, Reed, T. Utah
14. CHATTERTON, Dick, B. BYU
15. TIMKO, Johnny, C. Temple
16. HAZELWOOD, Ted, T. North Carolina

ALL-TIME BEAR DRAFTS

- 17 JOHNSON, Dick, C. Baylor
- 18 BOETTCHER, Art, B. Shurtliff
- 19 GALLAGHER, Tom, B. Illinois
- 20 ADAMS, Johnny, B. Denver
- 21 WIDSETH, Dean, T. Bemidji
- 22 KOCHINS, George, T. Bucknell
- 23 HOISCH, Al, B. Stanford
- 24 GRIGICH, Vince, E. Santa Clara
- 25 RICHARDS, Allen, B. Cincinnati
- 26 TUNSTILL, Jess, B. Kentucky
- 27 SMOCK, Ken, B. Purdue
- 28 WELDON, Howard, G. North Carolina
- 29 COOK, Johnny, B. Georgia
- 30 FRANCK, Harry, B. Northwestern

1945 (Apr 8)

- 1 LUND, Don, B. Michigan
- 2 ALLEN, Charley, B. SMU
- 3 MASTERSON, Forest, C. Iowa
- 4 SHAW, Wayne, B. SMU
- 5 BURGESS, Glen, T. Tulsa
- 6 O'BRIEN, Pat, T. Purdue
- 7 MAYTHER, Bill, C. Oregon
- 8 POE, Bill, B. Clemson
- 9 AVERY, Chuck, B. Minnesota
- 10 BOYD, Jack, B. UCLA
- 11 ELLSWORTH, Ralph, B. Texas
- 12 MATTIOLI, Frank, G. Pittsburgh
- 13 GIBSON, Merle, E. TCU
- 14 CREEVEY, John, B. Notre Dame
- 15 SACRINTY, Nick, B. Wake Forest
- 16 KEANE, Jim, C. Iowa
- 17 NIEDZIELA, Bruno, T. Iowa
- 18 WILLIAMS, Broughton, E. Florida
- 19 STICKEL, Walt, T. Pennsylvania
- 20 LIVINGSTON, Bob, B. Notre Dame
- 21 VARGON, Mike, E. Kansas St.
- 22 WRIGHT, Charley, G. Iowa St.
- 23 GREEN, Jack, G. Alabama
- 24 GAMBINO, Lu, B. Indiana
- 25 JONES, Ray, B. Texas
- 26 HARY, Bob, B. Minnesota
- 27 FORKOVICH, Nick, B. William & Mary
- 28 ROBINSON, Don, B. Michigan
- 29 JOHNSTON, Wayne, B. Marquette
- 30 GROVES, George, C. Marquette

1944 (Apr 19)

- 1 EVANS, Ray, B. Kansas
- 2 SWEJA, Rudy, E. Michigan
- 3 CROFT, Abe, E. SMU
- 4 STANLEY, C. B., T. Tulsa
- 5 SEELEY, Darwin, C. Stanford
- 6 FAWCETT, Randall, B. Stanford
- 7 MORTON, Jack, E. Missouri
- 8 STARFORD, Bill, C. Wake Forest
- 9 HOUSTON, Lin, G. Ohio St.
- 10 MOORE, J. P., B. Vanderbilt
- 11 DUFFEY, Bill, E. Georgetown
- 12 HARTLEY, Joe, T. LSU
- 13 MILNER, Ed, G. Duke
- 14 HIRSCH, Bill, B. Northwestern
- 15 BROCKLEY, Ed, E. G. Georgia Tech
- 16 PLASMAN, Henry, B. Miami (FL)
- 17 FRENCH, Barry, T. Purdue
- 18 TAYLOR, Paul, B. USC
- 19 MARGARITA, Hank, B. Brown
- 20 DAVIS, Ed, B. Oklahoma
- 21 JAMISON, Dick, T. USC
- 22 BORTKA, Jack, B. Kansas St.
- 23 RUSKUSKY, Roy, E. St. Mary's (CA)
- 24 FRANCK, Harry, B. Northwestern
- 25 MCKEOWN, Jack, T. Alabama
- 26 MITCHELL, Charley, B. Tulsa
- 27 BOYLE, Pat, G. Wisconsin
- 28 PEPPER, Bernie, T. Missouri
- 29 VOGT, Karl, T. Virginia
- 30 ENDRIS, Bob, G. Colgate

1943 (Apr 8)

- 1 STEUBER, Bob, HB. Missouri
- 2 EVANS, Fred "Dippy," HB. Notre Dame
- 3 STRAMM, Ed, T. Stanford
- 4 PALMER, Derrell, T. TCU
- 5 VUCINICH, Mit, C. Stanford

- 6 BEALS, Alvin, E. Santa Clara
- 7 JURKOVICH, Jim, HB. California
- 8 LAMB, W. G. "Dub," E. Oklahoma
- 9 HAMMETT, Ray "Duke," QB. Stanford
- 10 ZIMMUND, Al, HB. Nebraska
- 11 WOOD, Clark, T. Kentucky
- 12 ARMS, Loyd, T. Oklahoma St.
- 13 STURDY, Lyle, FB. Wichita St.
- 14 TOMLINSON, Buddy, T. Hardin-Simmons
- 15 PRESTON, Pat, T. Wake Forest
- 16 NORBERG, Hank, E. Stanford
- 17 LYONS, Pat, E. Wisconsin
- 18 BUTLER, Marion, HB. Clemson
- 19 SANTUCCI, Al, C. Santa Clara
- 20 JOHNSON, Orville, G. SMU
- 21 BOUDREAU, Wally, HB. Boston College
- 22 BAUMANN, Bob, T. Wisconsin
- 23 HOLTSCHEER, Elwood, C. Shurtliff
- 24 KELLER, Ben, G. Duquesne
- 25 BLOCK, Charley, E. Shurtliff
- 26 BRANNON, Tom, T. Rice
- 27 WAYNE, Lou, E. Texas
- 28 CREEVEY, Dick, HB. Notre Dame
- 29 BUFFINGTON, Bill, HB. Purdue
- 30 PETERSON, Woody, FB. Utah

1942 (Dec 22, 1941)

- 1 ALBERT, Frankie, B. Stanford
- 2 BORATYN, Joe, B. Holy Cross
- 3 RUBY, Martin, T. Texas A&M
- 4 BURRIS, H. C., E. Hardin-Simmons
- 5 JEFFRIES, Bob, G. Missouri
- 6 MAZNICKI, Frank, B. Boston College
- 7 PETTY, John, B. Purdue
- 8 MULLINS, Noah "Moon," B. Kentucky
- 9 GEYER, Bill, G. Colgate
- 10 DANIELL, Jim, T. Ohio St.
- 11 HUNT, Jack, B. Marshall
- 12 GUDE, Henry, C. Vanderbilt
- 13 KRUTULIS, Joe, E. Miami (FL)
- 14 ABEL, George, G. Nebraska
- 15 EDMISTON, Don, T. Tennessee
- 16 RAST, Hoyt, E. Alabama
- 17 JONES, Edgar, B. Pittsburgh
- 18 TESSENDORF, Bill, T. Gonzaga
- 19 KISSELL, Adolph, B. Boston College
- 20 CLARKSON, Stu, C. Texas A&I

1941 (Dec 13, 1940)

- 1 HARMON, Ray, B. Michigan
- 2 STANDLEE, Norm, B. Stanford
- 3 SCOTT, Don, B. Ohio St.
- 4 GALLARNEAU, Hugh, B. Stanford
- 5 O'ROURKE, Charley, B. Boston College
- 6 O'BOYLE, Tommy, G. Tulane
- 7 FEDEROVICH, John "Ace," T. Davis & Elkins
- 8 HARTMAN, Fred, T. Rice
- 9 RANKIN, Dave, E. Purdue
- 10 MATUZA, Al, C. Georgetown
- 11 LAHER, Hal, G. Oklahoma
- 12 LALANNE, Jim, B. North Carolina
- 13 HARDIN, Jim, E. Kentucky
- 14 MORROW, Bob, E. Illinois Wesleyan
- 15 JOHNSON, Jim, B. Santa Clara
- 16 MARTIN, Johnny, B. Oklahoma
- 17 MULKEY, Jack, E. Fresno St.
- 18 OSTERMAN, Bob, C. Notre Dame
- 19 GLENN, Bill, B. Eastern Illinois
- 20 HAHNENSTEIN, Olie, B. Northwestern

1940 (Dec 2, 1939)

- 1 TURNER, Clyde "Bulldog," C. HB. Hardin-Simmons
- 2 KAVANAUGH, Ken, E. LSU
- 3 KOLMAN, Ed, T. Temple
- 4 WOUENBERG, John, T. Denver
- 5 AKIN, Leonard, G. Baylor
- 6 FORDHAM, Jim, B. Georgia
- 7 POOL, Hampton, G. Stanford
- 8 PACE, Tom, B. Utah
- 9 ARTOE, Lee, T. California
- 10 MCCUBBIN, Bill, E. Kentucky
- 11 CLARK, Harry, B. West Virginia
- 12 CRISCI, Frank, T. Case W. Reserve
- 13 BARNES, Sherm, E. Baylor

- 14 CHRISTIANSON, Al, B. Knox
- 15 WHITE, Wilbur, T. Bradley
- 16 SCHLOSSER, Ralph, C. Gonzaga
- 17 POPOV, John, B. Cincinnati
- 18 BUSSEY, Young, B. LSU
- 19 McLARAN, Ray, B. St. Anselm
- 20 KICHEFSKI, Walt, E. Miami (FL)

1939 (Dec 8, 1938)

- 1a. LUCKMAN, Sid, QB. Columbia (from #1)
2. OSMANSKI, Bill, B. Holy Cross
3. WYANOCK, John, E. Villanova
4. DELANEY, Joe, T. Holy Cross
5. Choice to Brooklyn
6. HEILEMAN, Charlie, E. Iowa St.
7. DANNIES, Bob, C. Pittsburgh
8. BARRY, Ray, G. Western Michigan
9. WOOD, Walt, B. Tennessee
10. BRAGA, Al, B. San Francisco
11. ROSE, Hal, B. Idaho
12. BOCK, Ed, G. Iowa St.
13. STOLFA, Anton, B. Luther
14. VOIGTS, Bob, T. Northwestern
15. ARMSTRONG, Ken, T. Tarkio
16. MASTERS, Raphael, E. Newberry
17. SHERMAN, Soly, B. Chicago
18. SIMONICH, Ed, B. Notre Dame
19. VOGELER, George, C. Oklahoma St.
20. FORTE, Aldo, T. Montana
21. KIRCHER, Everett, B. Iowa St.

1938 (Dec 12, 1937)

1. GRAY, Joe, B. Oregon St.
2. FAMILIETTI, Gary, B. Boston U.
3. ZARNAS, Gust, G. Ohio St.
4. MASTERSON, Bob, E. Miami (FL)
5. RAMSEY, Frank, G. Oregon St.
6. SIMS, Fletcher, B. Georgia Tech
7. SCHWARTZ, Alex, T. San Francisco
8. WEEGER, John, T. Butler
9. MICKOVSKY, Ray, B. Case W. Reserve
10. DREHER, Fred, E. Denver

1937 (Dec 12, 1936)

1. McDONALD, Les, E. Nebraska
2. STEWART, Mary, C. LSU
3. PLASMAN, Dick, E. Vanderbilt
4. HAMMOND, Henry, E. Westminster (KS)
5. CONKRIGHT, Bill "Red," C. Oklahoma
6. BJORK, Del, J. Oregon
7. FRIEDMAN, J. W. "Buck," B. Rice
8. TOTH, Steve, B. Northwestern
9. GUEPE, Al, B. Marquette
10. WADE, Ed "Red," T. Utah St.

1936 (Feb 8)

1. STYDAHAR, Joe, T. West Virginia
2. MICHAELS, Eddie, G. Villanova
3. ROSCOE, George, B. Minnesota
4. ALLMAN, Bob, E. Michigan St.
5. OCH, Vern, T. Minnesota
6. CHRISTOFFERSON, Ted, B. Washington St.
7. SMITH, Dick, T. Minnesota
8. SYLVESTER, John, E. Rice
9. FORTMANN, Dan, G. Colgate

JERSEY NUMBERS

What follows is a list of the jersey numbers and the players who wore them in the regular season (not pre-season or training camp). The Bears are trying to update this to represent the years they wore the number (as opposed to the years they played with the Bears). If you have information, please write to: Bears PR, 250 N. Washington Road, Lake Forest, IL 60045. Special thanks to Dallas Himm who helped compile this list.

- 1**
Jim Conzelman (1920)
Jake Lanum (1920-24)
Oscar Johnson (1924)
Paddy Driscoll (1926-29)

- 2**
Ed Sternaman (1920-27)
Joe LeFleur (1922-25)
Link Lyman (1926-1934)
Dick Nesbitt (1930-33)
Bill Pollock (1935-36)
Gary Famiglietti (1938-45)
Doug Flutie (1986)
Will Furrer (1992)

- 3**
Robert Koehler (1920-21)
Bronko Nagurski (1930-43)
Albert Johnson (1938)
Dante Magnani (1943, 46, 49)
Jim Fordham (1944-45)
Eddie Allen (1947)
Wally Dryer (1949)

RETIRED FOR NAGURSKI

- 4**
Pard Pearce (1920-22)
Johnny Bryan (1922-25)
Joe Sternaman (1922-29)
Keith Molesworth (1931-38)
Reino Nori (1938)
Henry Clarke (1940-43)
Dante Magnani (1943, 1946, 1949)
F. Maznicki (1942)
Tip Mooney (1944-46)
Nick Sacrinty (1947)
John Roveto (1951-82)
Steve Fuller (1984-86)
Jim Harbaugh (1987-93)
Steve Walsh (1994-95)

- 5**
Charley Dressen (1920)
Ken Huffine (1921)
George Bolan (1921-24)
Laurie Walquist (1922-31)
Bill Buckler (1926-31)
George Corbett (1932-38)
Anton Stofa (1939)
Robert MacLeod (1939-40)
George McAfee (1940-50)
Billy Stone (1951-54)

RETIRED FOR McAFEE

- 6**
Sid Geptford (1920)
Jim Kendrick (1924)
Ed Garvey (1925)
Bill Senn (1926-31)
Gene Ronzani (1933-40)
Don Kindt (1947-56)
Hans Nielsen (1981)
Kevin Butler (1985-)

- 7**
George Halas (1920-29)
Joseph Lintzenich (1930-31)
John Sisk (1932-36)
Edgar Manske (1937-40)
Bill Geyer (1942-44)
Ed Sprinkle (1944-55)
John Huarte (1972)
Bob Avellini (1975-84)

RETIRED FOR HALAS

- 8**
Leo Johnson (1920)
Pete Stinchcomb (1921-22)
Johnny Bryan (1922-25)
Roy White (1923-27)
Carl Brumbaugh (1930-37)
George Grosvenor (1935-36)
Hugh Gallarneau (1941-45)
Dante Magnani (1943, 1946, 1949)
Bill Glenn (1944-45)
James Canady (1948-49)
Vince Evans (1977-83)
Maury Buford (1985-89)
Mike Hohensee (1987)

- 9**
Johnny Bryan (1922-25)
Roy White (1923-27)
Walter Holmer (1929-30)
Paul Franklin (1930-34)
Ray Buivid (1937-38)
Bill Osmanski (1939-45)
Dick Flanagan (1948-49)
Bob Williams (1951-53)
William Wade (1961-66)
Jim McMahon (1982-88)
Shane Matthews (1993-95)

- 10**
Burt Ingwersen (1920-21)
Gus Fetz (1923)
Oscar Johnson (1924)
Milton Romney (1925-29)
Leland Elmes (1929)
Jack Manders (1933-40)
Arthur Buss (1934-35)
John Petty (1942)
Noah Mullins (1946-49)
Al Campana (1950-53)
Tom O'Connell (1953)
Bobby Douglass (1969-76)
John Duvic (1987)
Peter Tom Willis (1990-93)
Anthony Brooks (1993-94)

- 11**
Andy Feichtinger (1920-21)
Oscar Knop (1923-28)
Leland Elmes (1929)
Lennon Blackman (1930)
Link Lyman (1926-34)
Arthur Buss (1934-35)
Joe Maniaci (1938-42)
Frank Morris (1942)
Russ Reader (1947)
Fred Evans (1948)
Julie Rykovich (1949-51)
Jim Haluska (1956)
Jack Concannon (1967-71)
Virgil Carter (1968-71)
Greg Landry (1984)
Kevin Brown (1987)

- 12**
Jerry Jones (1920-21)
Lou Usher (1920)
Link Lyman (1926-34)
John Ryan (1929)
Frank Sullivan (1935-39)
Anton Stofa (1939)
Harold Lahar (1941-43)
Abe Croft (1944-45)
Walter Lamb (1946)
Steve Romanik (1950-53)
Zeke Bratkowski (1954-59)
Dick Norman (1961-62)
Larry Rakestraw (1964-67)
Rusty Lisch (1984)
Steve Bradley (1987)
Erik Kramer (1994-)

- 13**
Guy Chamberlin (1920-21)
George Trafton (1920-32)
Joe Stydahr (1936-46)
Jake Sweeney (1944)
Frank Ramsey (1945)
Thurman Garrett (1947-48)
Jack Dugger (1949)

- 14**
Kile MacWherter (1920)
JR Taylor (1921-22)
Link Lyman (1926-34)
Harold Cunningham (1929)
Frank Don Pauley (1930)
Lloyd Burdick (1931-32)
Fred Crawford (1934-35)
Dick Plasman (1937-41, 44)
George Zorich (1944-46)
Ed Cifers (1947-48)
Wayne Hansen (1950-59)
Willie Thrower (1953)
Ken Gorgal (1955-56)
Rudy Bukich (1958-66)
Bobby Douglass (1969-76)
Buddy Lee (1971)
Ben Bennett (1988)

JERSEY NUMBERS

15

Walter Veach (1920)
Harry Englund (1920-23)
Pat Flaherty (1923)
Verne Mullen (1923-25)
Bill Fleckenstein (1925-30)
William Buckler (1926-31)
Henry Hammond (1937)
Al Matuza (1941-45)
Forest Masterson (1945)
Mike Holovak (1947-48)
Curley Morrison (1950-53)
Ed Brown (1954-61)
Virgil Carter (1968-71)
Mirro Roder (1973-74)
Mike Phipps (1977-81)
Dave Finzer (1984)
Bryan Wagner (1987-88)

16

Randolph Young (1920)
Ed Healey (1922-27)
William Buckler (1926-31)
Harry Richman (1929)
Bronko Nagurski (1930-39)
George Musso (1933-44)
Milt Vucinich (1945)
Rudy Mucha (1945-46)
Hank Norberg (1948)
George Blanda (1949-58)
Ed Cody (1949-51)
Kent Nix (1970-71)
Bob Thomas (1975-84)
Tim Lashar (1987)
Todd Sauerbrun (1995-___)

17

Ross Petty (1920)
Ralph Scott (1921-25)
Fred Larson (1922)
Elmer Wynne (1928)
Milton Frump (1930)
Joe Zeller (1938)
Bob Snyder (1939-43)
Nick Keriasotis (1942-44)
Pete Gudauskas (1943-44)
Richie Petitbon (1959-68)
Cliff Hardy (1971)
Ike Hill (1973-74)
Tom Barnhardt (1987)
Sean Payton (1987)
Quintin Smith (1990)
Chris Gardocki (1992-94)

18

JL Shank (1920)
Heartley Anderson (1922-27)
Ed Anderson (1923)
Richard Murry (1924)
Don Murry (1924-31)
Edward Michaels (1935)
Joe Stydahar (1936-46)
Alec Shelllog (1939)
Adolph Kissell (1942)
Joe Osmanski (1946-49)
Fred Negus (1950)
Ron Knox (1957)
Jerry Moore (1971-72)
Mike Tomczak (1985-90)
Steve Stenstrom (1995-___)

19

Chester May (1920)
Walter "Red" May (1920)
Earl Evans (1926-29)
Eugene Smith (1930)
Charles Tackwell (1931-33)
Ed Kawai (1931-36)
Lou Gordon (1938)
John Siegal (1939-43)
Bill Hempel (1942)
Dominic Sigillo (1943-44)
Peter Perez (1945)
Harper Davis (1950)
Gary Huff (1973-76)
Ray Stachowicz (1983)

20

Jack Mintun (1921-22)
Paddy Driscoll (1926-29)
Ted Drews (1928)
Zuck Carlson (1929-36)
Fred Dreher (1938)
Bob Nowaskey (1940-42)
Fred Mundee (1943-45)
Jim Keane (1946-51)
Ray Gene Smith (1954-47)
Pete Johnson (1959)
Bobby Jackson (1961)
Joe Taylor (1967-74)
Mike Adamle (1975-76)
Reuben Henderson (1981-82)
Kevin Potter (1983-84)
Thomas Sanders (1985-89)
Mark Carrier (1990-___)

21

Hugh Blacklock (1920-25)
Verne Mullen (1923-25)
Dick Sturtridge (1928-29)
Daniel McMullen (1930-31)
Paul Engebretsen (1932)
Wayland Becker (1934)
Dan Fortmann (1936-43)
Chuck Drulis (1942-47)
Bunny Figner (1953)
Ron Drzewiecki (1955-56)
Perry Jeter (1956-57)
John Arnett (1964-66)
Cecil Turner (1968-73)
Dave Gagnon (1974)
Nemiah Wilson (1975)
Leslie Frazier (1981-85)
Eddie Phillips (1987)
Donnell Woolford (1989-___)

22

Roy Adkins (1920-21)
Jim McMillen (1924-29)
Paul Schuette (1930-32)
William Karr (1933-38)
Saul Sherman (1939-40)
Norm Standlee (1941)
Lloyd Reese (1946)
Ed Ecker (1947)
Bobby Layne (1949)
George Blanda (1949-58)
SJ Whitman (1953-54)
Jesse Castete (1956)
Billy Martin (1962-64)
Bill Martin (1964-65)
Charley Brown (1966-67)
Ross Montgomery (1969-70)
Cyril Pinder (1971)
Clifton Taylor (1974)
Johnny Musso (1975-77)
Dave Williams (1979-81)
Dave Duerson (1983-88)
Johnny Bailey (1990-91)
Robert Green (1993-___)

23

Roy White (1923-27)
Ralph Maillard (1929)
Lyle Drury (1930-31)
Gilbert Bergerson (1932-33)
Ernest Renter (1936-37)
Aldo Forte (1939-42)
Connie Berry (1942-46)
Washington Serini (1948-51)
Jerry Shipkey (1953)
Dave Whitsett (1961-66)
Al Dodd (1967)
Clarence Childs (1958)
Lee Gailand (1969)
Dick Daniels (1969-70)
Joe Barnes (1974)
Len Walterscheid (1977-82)
Shaun Gayle (1984-94)
Marty Carter (1995-___)

24

Lennie High (1920)
Heartley Anderson (1922-27)
Luke Johnsons (1929-37)
Frank Bausch (1937-40)
Billy Hughes (1940-41)
Fred Davis (1946-51)
Erich Barnes (1958-60)
Roosevelt Taylor (1961-68)
Don Shy (1970-72)
Willie Roberts (1973)
Virgil Livers (1975-79)
Jeff Fisher (1981-84)
Vestee Jackson (1986-89)
Eric Jefferies (1987)
Richard Fain (1992)
Kevin Miniefield (1993-___)

25

Garland Grange (1929-31)
Walter Kiesling (1934)
Forrest McPherson (1935)
Ray Nolting (1936-43)
Jackie Hunt (1945)
Mike Jarmoluk (1946-47)
Ed Macon (1952-54)
JC Caroline (1956-65)
Linzy Cole (1970)
Ron Shanklin (1975-76)
Art Best (1977-78)
Lonnie Perrin (1979)
Todd Bell (1981-86)
Brad Muster (1988-92)
Keshon Johnson (1993-94)
Anthony Johnson (1995)
Pat Eilers (1995)

26

Jim Kendrick (1924)
Harold Erickson (1925)
John Mohardt (1925)
Henry Vick (1925-27)
Bert Pearson (1929-34)
Kay Bell (1937)
Charles Apolskis (1938-39)
Al Baisi (1940-42)
Al Hopfowitz (1941-45)
Joe Abbey (1948-49)
Richard Barwegen (1950-52)
Charles Sumner (1955-58)
Bennie McRae (1962-70)
Carl Garrett (1973-74)
Matt Suhey (1980-89)
John Mangum (1990-___)

27

James Crawford (1925)
Walter Voss (1927-28)
Harvey Long (1929)
John Polisky (1929)
John Doehring (1932-37)
Milt Trost (1935-39)
Joe Mihal (1940-41)
Edgar Jones (1945)
Owen Goodnight (1946)
John Sisk, Jr. (1964)
Randy Montgomery (1974)
Bob Grim (1975)
Mike Richardson (1983-88)
George Streeter (1989)
Lewis Tillman (1994-95)

28

Aldous Haddon (1928)
Larry Steinbach (1930-31)
Chet Chesney (1939-40)
Bob Steuber (1942-43)
Lloyd Lowe (1953-54)
Willie Galimore (1957-63)

RETIRED FOR GALIMORE

29

John Wallace (1928)
Joe Kopcha (1929-33)
Russ Thompson (1936-39)
Ed Kolman (1940-44)
Douglas McNulty (1943-44)
Glenn Burgeis (1945)
John Hoffman (1949-56)
McNeil Moore (1954-56)
Glen Shaw (1960)
Ronnie Bull (1962-70)
John Hoffman (1971)
Bob Jeter (1971-72)
Mike Morgan (1978)
Vaughn Lusby (1980)
Dennis Gentry (1982-92)
Raymont Harris (1994-___)

30

Bob Dunlap (1935)
George Wilson (1937-46)
Allen H. Smith (1947-48)
Bobby Jack Floyd (1953)
Chick Jagade (1954-55)
Jimmy Gunn (1970-75)
John Skibinski (1978-81)
Jack Cameron (1984)
George Duarte (1987)
James Rouse (1990-91)
Tony Carter (1994-___)

31

Dick Schweißler (1938-41)
Len Akin (1942)
Paul Padmajersky (1944)
Emerson Cole (1952)
Joe Fortunato (1955-66)
Ross Brupbacher (1970-73)
Bill Knox (1974-76)
Anthony Hutchison (1983-84)
Thomas Sanders (1985-89)
Ken Taylor (1984)
Bruce McCray (1987)
Greg Lasker (1988)
Mark Green (1989-92)
Rashaan Salaam (1995-___)

32

Al Grygo (1944-45)
Allen Smith (1947-48)
Johnny Lujack (1948-51)
Leon Campbell (1952-54)
Lionel Taylor (1959)
Ralph Kurek (1965-70)
Charlie Ford (1971-73)
Chris Brewer (1987)
Garland Rivers (1987)
Lemuel Stinson (1988-92)
Dwayne Joesph (1995-___)

33

Bernie Masterson (1934-40)
Ray Nolting (1936-43)
George McAfee (1940-50)
Johnny Long (1944-45)
Bill Johnson (1946-47)
Jack Karwales (1946-47)
Allen Lawler (1948)
Bob Perina (1949-50)
Wizzer White (1951-52)
Larry Morris (1959-65)
Mike Hull (1968-70)
Jim Grabowski (1971)
Gary Kosins (1972-74)
Ted Vactor (1975)
Jack Deloplane (1979)
Calvin Thomas (1982-87)
Lars Tate (1990)
Darren Lewis (1991-92)
Merrill Hoge (1994)

34

Jack Torrance (1939-40)
John Federovich (1941-42)
John Dottley (1951-53)
Joe Marconi (1962-66)
Tim Casey (1969)
Bill Tucker (1971)
Norm Hodgins (1974)
Walter Payton (1975-87)
RETIRED FOR PAYTON

35

Dick Bassi (1938-39)
Lee Artoe (1940-43)
Fred Hartman (1947)
Paul Stenn (1948-51)
Rick Casares (1955-64)
Jim Harrison (1971-74)
Roland Harper (1975-82)
Mike Hintz (1987)
Neal Anderson (1986-93)
James Burton (1994-___)

36

Stuart Clarkson (1942-48)
Bill Steinkemper (1942-43)
John Morton (1945)
Tom Farris (1946-47)
Bill DeCorrevont (1948-49)
Merrill Douglas (1958-60)
James Smith (1961)
Ron Copeland (1969)
Roger Lawson (1972-73)
Perry Williams (1974)
Tom Donchez (1975)
Larry Schreiber (1976)
Wentford Gaines (1978-80)
Maurice Douglas (1986-1994)
Frank Harris (1987)
Markus Paul (1989-93)
Brian Taylor (1989)
Anthony Marshall (1994-___)

JERSEY NUMBERS

37

Young Bussey (1940-41)
James Logan (1942-43)
Bob Masters (1943-44)
Charles Mitchell (1945)
John O'Quinn (1960-61)
George Youngblood (1969)
Rich Coady (1970-74)
Cid Edwards (1975)
Conrad Graham (1973)
Willie McClendon (1979-82)
Darryl Clark (1987)
Maurice Douglass (1986-94)
Pat Eilers (1995)
Keshon Johnson (1995)

38

Sam Francis (1937-38)
Charles Apolskis (1938-39)
Bill Milner (1947-49)
Ed Bradley (1950-51)
William Brown (1961)
Ray Ogden (1969-71)
Dave Juenger (1973)
Lakei Heimuli (1987)
John Hardy (1991)
Tim Worley (1993-94)
Mike Faulkerson (1995-___)

39

George Gulyanics (1947-52)
Pete Perini (1953-54)
JD Smith (1956)
John Adams (1959-62)
Phil Clark (1970)
Reggie Sanderson (1973)
Robin Earl (1977-82)
Jay Saldi (1983-84)
Al Wolden (1987)
Jeremy Lincoln (1992-___)

40

Al Campana (1950-53)
Frank Dempsey (1950-53)
Stan Wallace (1954-57)
Don Mullins (1961-62)
Gale Sayers (1965-71)
Steve Trimble (1987)

RETIRED FOR SAYERS

41

John Schiechl (1945-46)
Jack Matheson (1947)
Alf Bauman (1948-50)
Babe Dimancheff (1952)
Harland Carl (1956)
Brian Piccolo (1966-69)

RETIRED FOR PICCOLO

42

Sid Luckman (1939-50)

RETIRED FOR LUCKMAN

43

Jim Dooley (1952-60)
Larry Glueck (1963-65)
Bob Jones (1967)
George Farmer (1970-75)
Earl Douthitt (1975)
Craig Clemons (1972-77)
Mike Ulmer (1980)
Wait Williams (1982-83)
Lorenzo Lynch (1987-90)
Dennis Lundy (1995-___)

44

Paul Goebel (1925)
Earl Evans (1926-29)
Bob Margarita (1944-46)
Frank Minini (1947-49)
Frank Szymanski (1949)
WD Garrett (1950)
Gary Lyle (1968-74)
Terry Schmidt (1976-84)
Mike Stoops (1987)
Todd Krumm (1988)
Bob Christian (1992-94)

45

Walt Stickel (1946-49)
Gerald Weatherly (1950-52)
Billy Stone (1951-54)
Bobby Watkins (1955-57)
Rocky Ryan (1958)
Don Bishop (1959)
Dick Gordon (1965-71)
Gary Fencik (1976-87)
Craig Heyward (1993)

46

Al Babartsky (1943-45)
Chuck Hunsinger (1950-52)
William Anderson (1953-54)
Don Bingham (1956)
Jessee Whittenton (1959)
Angelo Cola (1960-63)
Curtiss Gentry (1966-68)
Craig Baynham (1970)
Matt Maslowski (1972)
Ken Grandberry (1974)
Pete Van Valkenburg (1974)
Doug Plank (1975-82)
Anthony Mosley (1987)
Mickey Pruitt (1988-90)
John Ivlow (1993)

47

Ted Rosequist (1934-36)
Bill Conkright (1937-38)
Rex Proctor (1953)
Johnny Morris (1958-67)
John Davis (1970)
Mike Spivey (1977-79)
Jonathan Hoke (1980)
Egypt Allen (1987)
Anthony Blaylock (1993)

48

Beattie Feathers (1934-37)
Bob Swisher (1938-41)
Charles O'Rourke (1942)
Joe Vodka (1943-45)
Harry Huggan (1955)
Vic Zucco (1957-59)
Tommy Neck (1962-63)
Andy Livingston (1964-65)
Ron Smith (1965-70)
Allen Ellis (1973-79)
Reggie Phillips (1985-87)

49

James Lesane (1952-53)
Jack Johnson (1957-59)
Charles Bivins (1960-66)
Major Hazelton (1968-69)
David Tate (1968-71)
Joe Moore (1971-72)
Dave Becker (1980)
Donald Jordan (1984)
Pete Ranford (1987)

50

Gerald Weatherly (1950-54)
John Danmore (1957-58)
Mike Pyle (1961-69)
Bob Hyland (1970)
Gene Hamlin (1971)
Waymond Bryant (1974-78)
Chris Devlin (1978)
Mark Merrill (1979)
Mike Singletary (1981-92)

51

Wayne Hansen (1950-58)
Ken Kavanaugh (1940-47)
Clinton Wager (1942-43)
Rudy Smeja (1944-45)
Dick Butkus (1965-73)
Mel Rogers (1977)
Doug Becker (1978)
Bruce Herron (1978-82)
Kelvin Atkins (1983)
Jim Morrissey (1985-93)
Mark Rodenhauser (1987)

RETIRED FOR BUTKUS

52

Rich Coady (1970-74)
John Babinecz (1975)
Dan Neal (1975-84)
Cliff Thrift (1985)
Larry Rubens (1986)
Len Seward (1987)
Mark Rodenhauser (1987-88)
Mickey Pruitt (1988-91)
Darwin Ireland (1995)
Robert Bass (1995)

JERSEY NUMBERS

53

Pat Preston (1946-49)
Bill Wightkin (1950-57)
Billy Autrey (1953)
Ken Kirk (1960)
James Purnell (1964-69)
Dave Martin (1969)
Larry Rowden (1971)
Gail Clark (1973)
Dan Peiffer (1975-77)
Tommy Hart (1978-79)
Paul Tabor (1980-82)
Dan Rains (1982-86)
Larry Rubens (1986)
Brent Johnson (1987)
Danté Jones (1988-94)

54

Joe Savoldi (1930)
Dick Klawitter (1956-57)
Charles Howley (1958-59)
Roger LeClerc (1960-66)
Bill McKinney (1972)
Adrian Young (1973)
Larry Ely (1975)
Tom Hicks (1976-80)
Brian Cabral (1981-84)
Doug Rothschild (1987)
John Adickes (1987-88)
Ron Cox (1990-95)

55

Bob Fenimore (1947)
JR Boone (1948-51)
Robert Moser (1951-54)
Larry Strickland (1954-59)
Doug Buffone (1966-79)
Otis Wilson (1980-87)
John Roper (1989-92)
Vinson Smith (1993-___)

56

Bill Hewitt (1932-36)
RETIRED FOR HEWITT

57

Ray McLean (1940-47)
JR Boone (1948-51)
Rich Leeuwenberg (1965)
Dan Pride (1968-69)
Don Rives (1973-78)
Lee Kunz (1979-81)
Al Chesley (1982)
Bruce Huther (1982)
David Simmons (1983)
Tom Thayer (1985-92)
Eldridge Milton (1987)
Sean Harris (1995-___)

58

Ed Neal (1951)
John Kreamcheck (1953-55)
Bob Konovsky (1960)
Franklin McRae (1967)
Jim Ferguson (1969)
Bob Pifferini (1972-75)
Jerry Muckensturm (1976-82)
Wilber Marshall (1984-1988)
Michael Stonebreaker (1991)
Jay Leeuwenburg (1992-95)

59

Rudy Kuechenberg (1967-69)
Carl Gersbach (1975)
Gary Campbell (1977-83)
Ron Rivera (1984-92)
Joe Cain (1993-___)

60

Don Healy (1958-59)
Roger Davis (1960-63)
Brian Schweda (1966)
Doug Kriewald (1967-68)
LeeRoy Caffey (1970)
Wally Chambers (1973-77)
Lynn Boden (1979)
Tom Andrews (1984-85)
Keith Smith (1987)
Stan Thomas (1991-92)
Gene McGuire (1993-94)
Darwin Ireland (1994-95)

61

Richard Barwegen (1950-52)
Bill George (1952-65)
Don Croftcheck (1967)
Glen Holloway (1970-73)
RETIRED FOR GEORGE

62

Frank Dempsey (1950-53)
Kline Gilbert (1953-57)
Mike Reilly (1964-68)
Glen Holloway (1970-73)
Tom Forrest (1974)
Dan Jiggetts (1976-82)
Mark Bortz (1983-93)

63

ML Brackett (1956-57)
Bob Wetoska (1960-69)
John Neldert (1970)
Steve Kinney (1973-74)
Mark Nordquist (1975-76)
Fred Dean (1977)
Jon Morris (1978)
Tony Ardizzone (1979)
Jay Hilgenberg (1981-91)
Todd Burger (1993-___)

64

Terrell "Ted" Daffer (1954)
Mike Rabold (1964-66)
Larry Horton (1972-73)
Ernie Jenet (1972-74)
Ted Albrecht (1977-81)
John Roehik (1987)
Dave Zawatson (1989)
Glenell Sanders (1990)
Mirko Jurkovic (1992)
Andy Heck (1994-___)

65

Herman Clark (1952-56)
John Hatley (1953)
Abe Gibron (1958-59)
Stan Fanning (1960-62)
Tom Bettis (1963)
Randy Jackson (1967-74)
Noah Jackson (1975-83)
Eugene Rowell (1987)
Tony Woods (1989)
Terry Price (1990)
Jim Schwantz (1992)
Tory Epps (1993-94)
Evan Pilgrim (1995-___)

66

Phil Martinovich (1940)
Clyde Turner (1940-52)
John Schiechl (1945-46)
RETIRED FOR TURNER

67

Ed Bradley (1950-51)
Tom Roggeman (1956-57)
Ted Karras (1960-64)
George Seals (1965-71)
Bill Line (1972)
Mike Hoban (1974)
Phil McKinney (1982)
Tim Norman (1983-76)
John Arp (1987)
Jerry Fontenot (1989-95)

68

John Badaczewski (1953)
George Burman (1964)
Howard Mudd (1969-70)
Jim Osborne (1972-84)
Paul Blair (1986-87)
Sean McInerney (1987)
Chris Dyko (1989)
Jim Flanigan (1994)

69

Ralph Jecha (1955)
William Roehnekt (1958-59)
Ted Wheeler (1970)
Revie Sorey (1975-82)
Stuart Rindy (1987)
Tom Myslinski (1993-94)
Vernice Smith (1993)
Octus Polk (1995-___)

70

Alvin Culver (1932)
Herman Lee (1958-66)
Bob Pickens (1967-68)
Kenneth Kortas (1969)
Jeff Curchin (1970-71)
Andy Rice (1972-73)
Dennis Lick (1976-81)
Henry Waechter (1982-86)
Jim Althoff (1987-88)
Troy Auzenne (1992-95)

JERSEY NUMBERS

71

George Connor (1948-55)
Earl Leggett (1957-66)
Rufus Mayes (1969)
Tony McGee (1971-73)
Roger Stillwell (1975-77)
Rocco Moore (1980)
Perry Hartnett (1982-83)
Jack Oliver (1987)
Caesar Rennie (1988)
James Williams (1991-__)

72

Bill Wightkin (1949-50)
Bill George (1952-65)
Ed Nickla (1959)
Jim Cadile (1962-72)
Gary Hrivnak (1973-76)
Brad Shearer (1978-80)
Jerry Doerger (1982)
William Perry (1985-93)
Scott Adams (1995)

73

Bill Bishop (1952-60)
Steve Barnett (1963)
Frank Cornish (1966-69)
Steve Wright (1971)
Rich Buzin (1972)
Don Hultz (1974)
Mike Hartenstine (1975-86)
John Wojciechowski (1987-93)

74

Herman Clark (1952-56)
Paul Lipscomb (1954)
Bob Kilcullen (1957-65)
Dan James (1967)
Wayne Mass (1968-70)
Bob Asher (1972-75)
Jerry Meyers (1976-79)
Jeff Williams (1982)
Jim Covert (1983-90)
Garland Hawkins (1995)

75

Fred Williams (1952-62)
Riley Mattson (1965)
Dave Hale (1969-71)
Jeff Sevy (1975-78)
Henry Waechter (1982-85)
Stefan Humphries (1984-86)
Chuck Harris (1987)
John Shannon (1988-89)
Ron Mattes (1991)
Todd Perry (1993-__)

76

Charles Miller (1932-37)
Milford Miller (1932)
Lester McDonald (1937-39)
Hampton Pool (1940-43)
Elmo Kelly (1944)
Bob Cross (1952-53)
Ed Meadows (1954-56)
John Mellekas (1956-60)
John Johnson (1963-68)
Bill Staley (1970-71)
Dave Gallagher (1974)
Ron Rydallch (1975-80)
Steve McMichael (1981-93)
Marcus Spears (1995-__)

77

Red Grange (1925-29-34)
Link Lyman (1926-34)
RETIRED FOR GRANGE

78

Art Davis (1953-54)
Stan Jones (1954-65)
Harry Gunner (1970)
Bob Newton (1971-75)
John Ward (1976)
Greg Johnson (1977)
Keith Van Horne (1981-92)
Pat Riley (1995-__)

79

Dick Klein (1958-59)
Art Anderson (1961-62)
Dick Evey (1964-68)
Lionel Antoine (1972-76)
Emanuel Zanders (1981)
Kurt Becker (1982-89)
Louis Age (1992)
Marcus Spears (1994)
Scotty Lewis (1995-__)

80

Earl Britton (1925)
Ted Drews (1928)
John Helwig (1953-56)
Ralph Anderson (1958)
Ed Cooke (1958)
Robert Jencks (1963-65)
Jimmy Jones (1965-67)
Jon Kilgore (1968)
Jerry Simmons (1969)
Craig Cotton (1973)
Bo Rather (1974-78)
Rickey Watts (1979-83)
Tim Wrightman (1985-86)
Gary Mullen (1987)
James Thornton (1988-92)
Curtis Conway (1993-__)

81

George Connor (1948-55)
Larry Brink (1954)
Doug Atkins (1955-66)
Marty Amsler (1967-68)
Mike Reppond (1973)
Clint Haselrig (1974)
Gary Butler (1975)
Bob Bruer (1976)
Chuck Bradley (1977)
Robin Earl (1977-82)
Harry Washington (1979)
Lew Barnes (1986)
Don Kindt (1987)
Anthony Morgan (1991-93)
Fred Banks (1993)
Jeff Graham (1994-95)

82

Del Bjork (1937-38)
Ray Bray (1939-48)
Anthony Ippolito (1943)
Tom Roberts (1943-44)
Jack Hoffman (1952-56)
Dick Hensley (1953)
Maury Youmans (1960-63)
Rich Kreitling (1964)
Emilo Vallez (1968-69)
Earl Thomas (1971-73)
Fred Pagac (1974)
Royce Berry (1976)
John Gilliam (1977)
Alan Page (1978-81)
Ken Margerum (1981-84)
Brian Glasgow (1987)
Wendell Davis (1988-93)
Nate Lewis (1994-95)

83

Bill McColli (1952-59)
Roger LeClerc (1960-66)
Mac Percival (1967-73)
Charles Wade (1974)
Randy Burks (1976)
Steve Rivera (1977)
Golden Richards (1978-79)
Kris Haines (1979-81)
Willie Gault (1983-87)
Lawrence White (1987)
Eric Wright (1991-92)
Terry Obee (1993)
Michael Timpson (1995-__)

84

Gerald Weatherly (1950-52)
John Farrington (1960-63)
Ron Smith (1965-68)
Austin Denney (1967-69)
Jim Seymour (1970-72)
Richard Harris (1974-75)
Brian Baschnagel (1976-84)
Sam Bowers (1987)
Ron Morris (1987-92)
Chris Gedney (1993-__)

JERSEY NUMBERS

85

Bob Carey (1958)
Bill Martin (1964-65)
Duane Allen (1966-67)
Willie Holman (1968-73)
Wayne Wheeler (1974)
Steve Schubert (1975-79)
Bob Fisher (1980-81)
Dennis McKinnon (1983-1989)
Todd Black (1987)
Keith Jennings (1991-___)

86

Bill Wightkin (1950-57)
Brad Rowland (1951)
Ed Meadows (1954-56)
Bob Jewett (1958)
Pete Manning (1960-61)
Gary Barnes (1964)
Lloyd Phillips (1967-69)
Jim Hester (1970)
Bob Parsons (1972-82)
Brad Anderson (1984-85)
Clay Pickering (1986)
Rick Benware (1987)
Cap Boso (1987-91)
Barry Wagner (1992)
Willie Harris (1993)
Marv Cook (1994)

87

Harlon Hill (1954-61)
Ed O'Bradovich (1962-71)
Steve DeLong (1972)
Tom Reynolds (1973)
Billy Newsome (1977)
Mike Cobb (1978-81)
Emery Moorehead (1981-88)
Darryl Starks (1987)
Tom Waddle (1989-94)
Greg Primus (1995)
Andre President (1995-___)

88

Gene Schroeder (1951-1966)
Willard Dewveall (1959-60)
Bobby Joe Green (1962-73)
Jim Kelly (1974)
Greg Latta (1975-80)
Marcus Anderson (1981)
Brooks Williams (1981-82)
Ken Knapczyk (1987)
Glen Kozlowski (1987-92)
Danta Whitaker (1993)
Fabien Bowens (1995-___)

89

John Hoffman (1949-56)
Les Cowan (1951)
John Aveni (1959-60)
Mike Ditka (1961-66)
Terry Stoepe (1967)
Bob Wallace (1968-72)
Mel Tom (1973-75)
James Scott (1976-82)
Mitch Krenk (1984)
Keith Ortego (1985-1988)
Will Johnson (1987)
James Coley (1990)
Ryan Wetnight (1993-___)

90

Henry Mosley (1955)
Al Harris (1979-87)
Alonzo Spellman (1992-___)

91

Pat Dunsmore (1983-84)
James Maness (1985)
Jay Norvell (1987)
LaSalle Harper (1989)
Fred Washington (1990)
Kelly Blackwell (1992)
Myron Baker (1993-___)

92

Rob Fada (1983-84)
Raymond Morris (1987)
Troy Johnson (1988-89)
Barry Minter (1993-___)

93

Oliver Williams (1983)
Guy Teafatiller (1987)
Trace Armstrong (1989-94)
Ervin Collier (1995)

94

Mike January (1987)
Dick Chapura (1987-89)
John Thierry (1994-___)

95

Richard Dent (1983-93; 1995)
Pat Riley (1995)

96

Andy Frederick (1983-85)
Keith Ortego (1985-87)
Greg Fitzgerald (1987)
Tim Ryan (1990-93)
Percy Snow (1993)
Al Fontenot (1993-___)

97

John Janata (1983)
Bobby Bell (1987)
Sean Smith (1987-88)
Chris Zorich (1991-___)

98

Tyrone Keys (1983-85)
Brian Glasgow (1987)
Jon Norris (1987)
Greg Clark (1988)
Brent Novoselsky (1988)
Steve Hyche (1989)
Carl Simpson (1993-___)

99

Jim Daniell (1945)
Dan Hampton (1979-90)
Tim Ryan (1993-94)
Jim Flanagan (1995-___)

There are no known jersey numbers for the following players:

Robert Allman (1936)
Henry Anderson (1931)
Clifford Ashburn (1930)
Roger Ashmore (1937)
Edward Aspatore (1934)

Richard Barker (1921)
Bill Battles (1939)
Jim Benton (1943)
John Bettridge (1937)
JA Blackburn (1923)
JB Bonderant (1922)
Charles Braidwood (1932)
Art Bramhall (1931)
Ed Brockman (1930)
Arthur Buck (1941)
Lester Corzine (1938)
Bernie Digris (1943)
Harold Ely (1932)
Herb Falkenberg (1952)
Fritz Feibel (1935)
JB Ferguson (1932)
Latham Flanagan (1931)
A "Heck" Garvey (1922-25)
Glen Greenwood (1924)
Lewis Hamity (1941)
Carl Hanke (1922)
Clifford Hansen (1933)
Charles Harley (1921)
Tom Heardon (1929)
Charles Heileman (1939)
Frank Henry (1922-26)
Jessee Hibbs (1931)
Fred Hobschild (1927)
William Horst (1924)
Leo Jenvold (1931)
Herb Joesting (1931)
Chuck Kassel (1927)
Jerry Keefe (1920)
Ralph King (1925)
W. LaForest (1920)
Bernie Leahy (1932)
Clifford Lemon (1926)
James Leonard (1924)
Howie Livingston (1953)
George Lyon (1929)
Charles Malone (1933)
Frank Martin (1941)
Gus Mastrogary (1931)
Bill McElwain (1925)
Monte Merkel (1942-43)
Denny Meyers (1931)
Jim Mooney (1935)
Albert Moore (1932)
Charles Mucha (1935)
Clement Neacy (1927)
Everett Nelson (1929)
JF O'Connell (1924)
Verne Oech (1936)
John Oelerich (1938)
Jim Pederson (1932)
Don Perkins (1945-46)
Nelson Rupp (1921)
Reginald Russell (1928)
Frank Rydzewski (1923)
Gerald Seiberling (1932)
Hub Shoemaker (1920-21)
Arthur Sigmund (1923)
Clarence Smith (1942)
Russell Smith (1921-23)
Dick Stahlman (1933)
Gerald Stautberg (1951)
Merrill Taft (1924)
Fred Venturelli (1948)
Richard Vick (1925)
Damon Wetzel (1935)
Broughton Williams (1947)
Abe Yourist (1923)
Gust Zamas (1938)
Vince Zizak (1934)

ALL-TIME ASSISTANT COACHES

Name	Seasons	Years	Name	Seasons	Years
Abramowicz, Danny	4	1992-95	LaRue, Jim	12	1978-89
Allen, George	8	1958-65	Levra, John	7	1986-92
Anderson, Hunk	8	1940-42; 46-50	Lord, Bob	1	1974
Austin, Bill	1	1971	Luckman, Sid	16	1954; 56-70
Bratkowski, Zeke	3	1972-74	Mainord, Carlos	3	1993-95
Brooks, Clarence	3	1993-95	Marchbroda, Ted	1	1981
Brumbaugh, Carl	3	1938; 40; 44	Mather, Chuck	8	1958-65
Callahan, Ray	3	1975-77	McGinnis, David	10	1986-95
Carr, Jim	3	1969; 73-74	Meyer, Ken	3	1978-80
Cherundolo, Chuck	6	1966-68; 72-74	Moss, Perry	4	1970-73
Cody, Ed	6	1965-70	O'Connor, Fred	3	1975-77
Conner, George	2	1956-57	Peete, Willie	1	1995
DeCorrevont, Bill	1	1949	Pendry, Joe	2	1993-94
Dimancheff, Babe	3	1966-68	Plumb, Ted	6	1980-85
Dooley, Jim	14	1963-67; 81-89	Rapp, Vic	4	1989-92
Dovell, Whitey	3	1972-74	Ringo, Jim	3	1969-71
Driscoll, Paddy	20	1941-55; 58-62	Roland, Johnny	11	1982-92
Ecklund, Brad	3	1975-77	Ronzani, Gene	3	1947-49
Fears, Ivan	3	1993-95	Ryan, Buddy	8	1978-85
Fichtner, Ross	3	1975-77	Schiano, Greg		
Fortunato, Joe	2	1967-68	Scovill, Doug	1	1978
Frei, Jerry	3	1978-80	Shaughnessy, Clark	12	1951-62
George, Bill	1	1972	Shaw, Bob	3	1969-71
Gerhart, Doug	1	1979	Shinnick, Don	2	1970-71
Gibron, Abe	7	1965-71	Shula, Mike	3	1993-95
Gillman, Sid	1	1977	Slowik, Bob	3	1993-95
Goldston, Ralph	1	1974	Stanfel, Dick	12	1981-92
Grange, Red	8	1933-40	Stoltz, Jerry	4	1973-76
Handler, Phil	17	1952-68	Stydahar, Joe	2	1963-64
Haupt, Dale	8	1978-85	Tobin, Vince	7	1986-92
Hilton, John	3	1975-77	Turner, Clyde "Bulldog"	5	1952-56
Hughes, Ed	7	1982-88	Turner, Ron	3	1993-95
Jagade, Chick	1	1956	Walquist, Laurie	2	1933-34
Johnsos, Luke	30	1935-39; 41-42; 46-68	Wilson, George	2	1947-48
Kazor, Steve	11	1982-92	Wise, Tony	3	1993-95
Kuhlmann, Hank	5	1978-82	Yaralian, Zaven	3	1990-92
Landry, Greg	7	1986-92			

ALL-TIME PRACTICE SQUAD

Age, Louis (T)*	1992	Harrison, Todd (TE)	1992	Polk, Octus (OL)*	1995
Backes, Tom (DT)	1991	Houston, Harrison (WR)	1995	Price, Terry (DT)*	1990
Brian Bero (FB)	1989	Hyche, Steve (LB)*	1989	Primus, Greg (WR)*	1994
Bennett, Brandon (RB)	1995	Ihnat, Eric (TE)	1991	Schwartz, Jim (LB)*	1992-93
Bowens, Fablen (WR)*	1995	Ireland, Darwin (LB)*	1995	Smith, Quintin (WR)*	1990
Brewer, Dewell (FB)	1993	Ivlow, John (FB)	1993	Snyder, Brent (QB)	1990
Burger, Todd (G)*	1993	Jones, Dante (LB)*	1990	Streeter, George (S)*	1989
Christian, Bob (FB)*	1992	Joseph, Dwayne (CB)*	1994	Taylor, Brian (CB)*	1989
Cobb, Trevor (FB)	1994	Justin, Paul (QB)	1991	Waddle, Tom (WR)*	1989
Coleman, Mill (WR)	1995	Kmet, Frank (DL/OL)	1993	Wagner, Barry (WR)*	1992
Coley, James (TE)*	1989	Lott, James (CB)*	1990-91	Wetnight, Ryan (TE)*	1993
Collier, Ervin (DT)	1994-95	Marshall, Anthony (S)*	1994	Whelan, Tom (K/P)	1990
Faulkerson, Mike (FB)*	1995	Matusz, Roman (T)	1990	Wright, Eric*	1991-92
Forbes, Marlon (CB)	1995	McCardell, Keenan (WR)	1993		
Harris, Willie (WR)	1993	Norman, Todd (OL)	1994		

The above players were all signed to the Bears practice squad (or "developmental squad" as it was referred to in its first year, 1989).
 * Indicates the player was signed to the active roster, and played in a game. **Bold players are on the current Bears roster.**

- The following four current Bears spent time on other teams' practice squads: John Mangum (TB), Kevin Miniefield (Det), Joe Cain (Sea), Keith Jennings (Dal).
- A player is on the practice squad is not "protected". However, for another team to sign a practice squad player, that team must put the player on their active roster. The Bears have signed six players to their active roster off other teams' practice squads: John Mangum (TB), Kevin Miniefield (Det), Trevor Cobb (Pit), Willie Harris (Buf), Chris Holder (GB), Kenny Shedd (NYJ).
- Twenty-three of the 43 players signed to the practice squad have played in at least one game for the Bears. Only three players (Willie Harris, James Lott, and Octus Polk) have been signed to the active roster from the practice squad, but did not play in a game. At least three players did not play with the Bears, but saw action in a regular season game for another team: Dewell Brewer (Ind), Steve Hyche (Phx), and Keenan McCardell (Clev).

BEARS ALL-TIME ROSTER

What follows is a list of 1,059 players who have been on the Chicago Bears' active roster for at least one NFL game from 1920 through 1995.

* indicates deceased players

A

Abbey, Joe (North Texas State)	E	1948-49
Adamle, Mike (Northwestern)	RB	1975-76
Adams, John (LSU)	B	1959-62
Adams, Scott (Georgia)	T	1995
Adickes, John (Baylor)	C	1987-88
Adkins, Roy* (Milikin & Bethany)	G	1920-21
Age, Louis (SW Louisiana)	T	1992
Akin, Len (Baylor)	G	1942
Albrecht, Ted (California)	T	1977-81
Allen, Duane (Santa Ana)	E	1966-67
Allen, Eddie (Pennsylvania)	FB	1947
Allen, Egypt (TCU)	DB	1987
Allman, Robert (Michigan State)	E	1936
Althoff, Jim (Winona State)	DT	1987
Amsler, Marty (Evansville)	DE	1967-68
Anderson, Art (Idaho)	T	1961-62
Anderson, Brad (Arizona)	WR	1984-85
Anderson, Ed* (Notre Dame)	E	1923
Anderson, Henry (Northwestern)	G	1931
Anderson, Hank* (Notre Dame)	G	1922-27
Anderson, Marcus (Tulane)	WR	1981
Anderson, Neal (Florida)	RB	1986-93
Anderson, Ralph* (Los Angeles St.)	E	1958
Anderson, William (Compton JC)	HB	1953-54
Andrews, Tom (Louisville)	C	1984-85
Antoine, Lionel (Southern Illinois)	T	1972-77
Apolski, Charles* (DePaul)	E	1938-39
Ardizzone, Tony (Northwestern)	C	1979
Armstrong, Trace (Florida)	DT	1989-94
Arnett, Jon (USC)	HB	1964-66
Arp, John (Lincoln)	T	1987
Artoe, Lee (California)	T	1940-43
Ashburn, Clifford (Nebraska)	T	1930
Asher, Bob (Vanderbilt)	T	1972-75
Ashmore, M. Roger* (Gonzaga)	T	1927
Aspatore, Edward* (Marquette)	T	1934
Atkins, Doug (Tennessee)	E	1955-66
Atkins, Kelvin (Illinois)	LB	1983
Autrey, Billy (SF Austin)	C	1953
Auzenne, Troy (California)	T	1992-95
Avellini, Bob (Maryland)	QB	1975-84
Aveni, John (Indiana)	E	1959-60

B

Babartsky, Al (Fordham)	T	1943-45
Babinecz, John (Villanova)	LB	1975
Badaczewski, J. (Western Reserve)	G	1953
Bailey, Johnny (Texas A & I)	WR	1990-91
Baisi, Al (West Virginia)	G	1940-42
Baker, Myron (Louisiana Tech)	LB	1993-95
Banks, Fred (Liberty)	WR	1993
Barker, Richard* (Iowa State)	G	1921
Barnes, Erich (Purdue)	HB	1958-60

Barnes, Gary (Clemson)	E	1964
Barnes, Joe (Texas Tech)	QB	1974
Barnes, Lew (Oregon)	WR	1986
Barnett, Steve (Oregon)	T	1963
Barnhardt, Tom (North Carolina)	P	1987
Barvegan, Richard* (Purdue)	G	1950-52
Baschnagel, Brian (Ohio State)	WR	1976-84
Bass, Robert (Miami-FL)	LB	1995
Bassi, Dick* (Santa Clara)	G	1938-39
Battles, Bill (Brown)	E	1939
Bauman, Alf (Northwestern)	T	1948-50
Bausch, Frank* (Kansas)	C	1937-40
Baynham, Craig (Georgia Tech)	RB	1970
Becker, Dave (Iowa)	S	1980
Becker, Doug (Notre Dame)	LB	1978
Becker, Kurt (Michigan)	G	1982-89
Becker, Wayland (Marquette)	E	1934
Bell, Bob (Missouri)	LB	1987
Bell, Kay (Washington State)	T	1937
Bell, Todd (Ohio State)	S	1961-86
Bennett, Ben (Duke)	QB	1987
Benton, Jim (Arkansas)	E	1943
Berger, Mitch (Colorado)	P	1995
Bergerson, Gilbert* (Oregon State)	G	1932-33
Berry, Connie, M. (NC State)	E	1942-46
Berry, Royce (Houston)	DE	1976
Best, Art (Kent State)	RB	1977-78
Bettis, Tom (Purdue)	LB	1963
Bettridge, John (Ohio State)	HB	1937
Bingham, Don (Sul Ross)	HB	1956
Bishop, Bill (North Texas)	T	1952-60
Bishop, Don (Los Angeles City)	E	1959
Blivins, Charles* (Morris Brown)	HB	1960-66
Bjork, Del* (Oregon)	T	1937-38
Blackburn, JA	T	1923
Blacklock, Hugh* (Michigan State)	T	1920-25
Blackman, Lennon (Tulsa)	HB	1930
Blackwell, Kelly (TCU)	TE	1992
Blair, Paul (Oklahoma State)	T	1986-87
Blanda, George (Kentucky)	QB-K	1949-58
Blaylock, Anthony (Winston-Salem)	CB	1993
Boden, Lynn (South Dakota State)	G	1979
Bolan, George* (Purdue)	FB	1921-24
Bonderant, JB* (DePaul)	C	1922
Boone, JR (Tulsa)	HB	1948-51
Bortz, Mark (Iowa)	G	1983-94
Boso, Cap (Illinois)	TE	1987-91
Bowers, Sam (Fordham)	TE	1987
Bowens, Fablen (W. Illinois)	WR	1995
Brackett, ML (Auburn)	T	1956-57
Bradley, Chuck (Oregon)	TE	1977
Bradley, Ed (Wake Forest)	G	1950-51
Bradley, Steve (Indiana)	QB	1987
Braidwood, Charles* (Chattanooga)	E	1932
Bramhall, Art (DePaul)	HB	1931
Bratkowski, Zeke (Georgia)	QB	1954, 57-60, 72
Bray, Ray* (Western Michigan)	G	1939-48
Brewers, Chris (Arizona)	RB	1987
Brink, Larry (Northern Illinois)	E	1954
Britton, Earl* (Illinois)	FB	1925
Brockman, Edward (Oklahoma)	B	1930
Brooks, Anthony (E. Texas St.)	WR	1993

BEARS ALL-TIME ROSTER

Brown, Charlie (Syracuse)	DB	1966-67
Brown, Ed (San Francisco)	QB	1954-61
Brown, Kevin (W. Texas State)	P	1987
Brown, William (Illinois)	FB	1961
Bruer, Bob (Mankato State)	TE	1976
Brumbaugh, Carl* (Florida)	QB	1930-37
Brupbacher, Ross (Texas A&M)	LB	1970-73
Bryan, Johnny* (Chicago)	HB	1922-25
Bryant, Raymond (Tennessee St.)	LB	1974-77
Buck, Arthur (John Carroll)	HB	1941
Buckley, William "Bill" (Alabama)	G	1926-31
Buffone, Doug (Louisville)	LB	1966-79
Buford, Maury (Texas Tech)	P	1985-86/89-91
Buivid, Ray* (Marquette)	QB-HB	1937-38
Bukich, Rudy (USC)	QB	1958-59/62-68
Bull, Ronnie (Baylor)	B	1962-70
Burdick, Lloyd* (Illinois)	T	1931-32
Burgeis, Glenn (Tulsa)	T	1945
Burger, Todd (Penn State)	G	1993-95
Burks, Randy (SE Oklahoma St.)	WR	1976
Burman, George (Northwestern)	T	1964
Burton, James (Fresno State)	CB	1994-95
Buss, Arthur (Michigan State)	T	1934-35
Bussey, Young* (LSU)	QB	1940-41
Butkus, Dick (Illinois)	LB	1965-73
Butler, Gary (Rice)	TE	1975
Butler, Kevin (Georgia)	K	1985-95
Buzin, Rich (Penn State)	T	1972

C

Cabral, Brian (Colorado)	LB	1981-85
Cadile, James (San Jose State)	G	1962-72
Caffey, Lee Roy* (Texas A&M)	LB	1970
Cain, Joe (Oregon Tech)	LB	1993-95
Calland, Lee (Louisville)	CB	1969
Cameron, Jack (Winston-Salem)	WR	1984
Campana, Al (Youngstown)	HB	1950-53
Campbell, Gary (Colorado)	LB	1977-83
Campbell, Leon (Arkansas)	FB	1952-54
Canady, James (Texas)	HB	1948-49
Carrier, Mark (USC)	S	1990-95
Carey, Bob* (Michigan State)	E	1958
Carl, Harland (Wisconsin)	HB	1956
Carlson, Jules "Zuck" (Oregon St.)	G	1929-36
Caroline, JC (Illinois)	HB	1956-65
Carter, Marty (Mid. Tenn. St.)	S	1995
Carter, Tony (Minnesota)	RB	1994-95
Carter, Virgil (BYU)	QB	1968-71
Casares, Rick (Florida)	FB	1955-64
Casey, Tim (Oregon)	LB	1969
Castete, Jesse (McNeese State)	HB	1956
Chamberlin, Guy* (Nebraska)	E	1920-21
Chambers, Wally (E Kentucky)	DT	1973-77
Chapura, Dick (Missouri)	DT	1987-89
Chesley, Al (Pittsburgh)	LB	1982
Chesney, Chester "Chet" (DePaul)	C	1939-40
Childs, Clarence (Florida A&M)	DB	1968
Christian, Bob (Northwestern)	FB	1932-34
Cifers, Ed (Tennessee)	E	1947-48
Clark, Darryl (Texas)	RB	1987
Clark, Gail (Michigan State)	LB	1973

Clark, Greg (Arizona State)	LB	1988
Clark, Harry (West Virginia)	HB	1940-43
Clark, Herman* (Oregon State)	G	1952-56
Clark, Phil (Northwestern)	DB	1970
Clarkson, Stuart* (Texas A&I)	G	1942-48
Clemons, Craig (Iowa)	S	1972-77
Coady, Rich (Memphis State)	C/E	1970-74
Cobb, Mike (Michigan State)	TE	1978-81
Cobb, Trevor (Rice)	RB	1994
Cody, Ed (Purdue)	FB	1949-50
Coia, Angelo (USC)	HB	1960-63
Cole, Emerson (Toledo)	FB	1952
Cole, Linzy (TCU)	WR	1970
Coley, James (Clemson)	TE	1990
Collier, Ervin (Florida A & M)	DT	1995
Concannon, Jack (Boston College)	QB	1967-71
Conkright, Bill* (Oklahoma)	C	1937-38
Connor, George (Notre Dame)	T	1948-55
Conway, Curtis (USC)	WR	1993-95
Conzelmann, Jim* (Washington)	HB	1920
Cook, Marv (Iowa)	TE	1994
Cooke, Ed (Maryland)	E	1958
Copeland, Ron* (UCLA)	WR	1969
Corbett, George* (Milikin)	HB	1932-38
Cornish, Frank (Grambling)	DT	1966-69
Corzine, Lester (Davis & Elkins)	HB	1938
Cotton, Craig (Youngstown)	TE	1973
Covert, Jim (Pittsburgh)	T	1983-90
Cowan, Les (McMurry)	T	1951
Cox, Ron (Fresno State)	LB	1990-95
Crawford, Fred (Duke)	T	1934-35
Crawford, James "Mush" (Illinois)	G	1925
Croft, Abe* (SMU)	E	1944-45
Croftcheck, Don (Indiana)	G	1967
Cross, Bob* (SF Austin State)	T	1952-53
Culver, Alvin (Notre Dame)	T	1932
Cunningham, Harold (Ohio State)	E	1929
Curchin, Jeff (Florida State)	T	1970-71

D

Daffer, Ted (Tennessee)	E	1954
Damore, John (Northwestern)	C	1957-58
Daniell, Jim (Ohio State)	T	1945
Daniels, Dick (Pacific-Oregon)	S	1969-70
Davis, Art (Alabama State)	T	1953-54
Davis, Fred (Alabama)	T	1946-51
Davis, Harper (Mississippi State)	HB	1950
Davis, John (Missouri)	DB	1970
Davis, Roger (Syracuse)	G	1960-63
Davis, Wendell (LSU)	WR	1988-93
Dean, Fred (Texas Southern)	G	1977
DeCorrevont, Bill (Northwestern)	HB	1948-49
DeLong, Steve (Tennessee)	DE	1972
Delopaine, Jack (Salem)	RB	1979
Dempsey, Frank (Florida)	G	1950-53
Denney, Austin (Tennessee)	E	1967-69
Dent, Richard (Tennessee St.)	DE	1983-93; 95
Devlin, Chris (Penn State)	LB	1978
Dewveall, Bernie (SMU)	E	1959-60
Dignis, William (Holy Cross)	T	1943
Dimancheff, Boris Babe (Purdue)	HB	1952

BEARS ALL-TIME ROSTER

Ditka, Mike (Pittsburgh)	TE	1961-66
Dodd, Al (NW Louisiana)	DB	1967
Doehring, John "Bull"	FB	1932-37
Doerger, Jerry (Wisconsin)	T	1982
Donchez, Tom (Penn State)	RB	1975
Dooley, Jim (Miami-OH)	E	52-54, 56-57, 59-62
Dottley, John (Mississippi)	FB	1951-53
Douglas, Merrill (Utah)	FB	1958-60
Douglass, Bobby (Kansas)	QB	1969-75
Douglass, Maurice (Kentucky)	DB	1986-93
Douthitt, Earl (Iowa)	S	1975
Dreher, Ferd (Denver)	E	1938
Dressen, Charley	QB	1920
Drews, Ted (Princeton)	E	1928
Dreyer, Wally (Wisconsin)	HB	1949
Driscoll, Paddy* (Northwestern)	HB	1920; 26-24
Drulis, Chuck* (Temple)	G	1942-47
Drury, Lyle (St. Louis)	E	1930-31
Drzewicki, Ron (Marquette)	HB	1955; 57
Duarte, George (N Arizona)	CB	1987
Duerson, Dave (Notre Dame)	S	1983-88
Dugger, Jack (Ohio State)	E	1949
Dunlap, Bob (Oklahoma)	QB	1935
Dunsmore, Pat (Drake)	TE	1983-84
Dyko, Chris (Washington St.)	T	1989

• E •

Earl, Robin (Washington)	RB-TE	1977-82
Ecker, Ed* (John Carroll)	T	1947
Edwards, Dick (Tennessee State)	RB	1975
Eilers, Pat (Notre Dame)	S	1995
Ellis, Allan (UCLA)	CB	73-77; 79-80
Elmes, Leland* (Bradley)	QB	1929
Ely, Harold (Iowa)*	G	1932
Ely, Larry (Iowa)	LB	1975
Engelbrecht, Paul* (Northwestern)	G	1932
Englund, Harry	E	1920-23
Epps, Tony (Memphis State)	DT	1993-94
Erickson, Harold* (Wash. & Jeff.)	HB	1925
Evans, Earl (Harvard)	T	1926-29
Evans, Fred (Notre Dame)	HB	1948
Evans, Vince (USC)	QB	1977-83
Evoy, Dick (Tennessee)	T	1964-69

• F •

Fada, Rob (Pittsburgh)	G	1983-84
Fain, Richard (Florida)	CB	1992
Falkenberg, Herb* (Trinity)	FB	1952
Famiglietti, Gary* (Boston U.)	FB	1938-45
Fanning, Stan (Idaho)	T	1960-62
Farmer, George (UCLA)	WR	1970-75
Farrington, John* (Prairie View)	E	1960-63
Farris, Tom (Wisconsin)	QB	1946-47
Faulkerson, Mike (North Carolina)	RB	1995
Feathers, Beattie* (Tennessee)	HB	1934-37
Febel, Fritz* (Purdue)	G	1935
Federovich, John (Davis & Elkins)	T	1941-42
Feichtinger, Andy*	E	1920-21
Fencik, Gary (Yale)	S	1976-87
Fenimore, Bob (Oklahoma A&M)	HB	1947

Ferguson, JB	T	1932
Ferguson, Jim (South Carolina)	C/LB	1969
Fetz, Gus*	FB	1923
Figner, George (Colorado)	HB	1953
Finzer, Dave (DePaul)	P	1984
Fisher, Bob (SMU)	TE	1980-81
Fisher, Jeff (USC)	CB	1981-84
Fitzgerald, Greg (Iowa)	DT	1987
Flaherty, Pat* (Princeton)	E	1923
Flanagan, Dick (Ohio State)	G	1948-49
Flanagan, Latham (Carnegie Tech)	E	1931
Flanagan, Jim (Notre Dame)	DT	1994-95
Fleckenstein, Bill (Iowa)	G	1925-30
Floyd, Bobby Jack (TCU)	FB	1953
Flutie, Doug (Boston College)	QB	1986
Fontenot, Al (Baylor)	DE	1993-95
Fontenot, Jerry (Texas A&M)	G	1989-95
Ford, Charlie (Houston)	CB	1971-73
Fordham, Jim* (Georgia)	FB	1944-45
Forrest, Tom (Cincinnati)	G	1974
Forte, Aldo (Montana)	G	1939-42
Fortmann, Dan* (Colgate)	G	1936-43
Fortunato, Joe (Mississippi State)	LB	1955-66
Francis, Sam (Nebraska)	FB	1937-38
Franklin, Paul* (Franklin)	E	1930-34
Frazier, Leslie (Alcorn State)	CB	1981-85
Frederick, Andy (New Mexico)	T	1983-85
Frump, Milton (Ohio Wesleyan)	G	1930
Fuller, Steve (Clemson)	QB	1984-86
Furrer, Will (Virginia Tech)	QB	1992

• G •

Gagnon, Dave (Ferris State)	RB	1974
Gaines, Wentford (Cincinnati)	CB	1978-80
Galimore, Willie* (Florida A&M)	HB	1957-63
Gallagher, Dave (Michigan)	DE	1974
Gallameau, Hugh (Stanford)	HB	41-42; 45-47
Gardocki, Chris (Clemson)	P/K	1991-94
Garrett, Carl (New Mexico H'lands)	RB	1973-74
Garrett, T. (Oklahoma A&M)	C	1947-48
Garrett, WD (Mississippi State)	T	1950
Garvey, A. "Hec" (Notre Dame)	E	1922-25
Garvey, Ed* (Notre Dame)	HB	1925
Gault, Willie (Tennessee)	WR	1983-87
Gayle, Shaun (Ohio State)	S	1984-94
Gedney, Chris (Syracuse)	TE	1993-95
Gentry, Curtiss (Maryland State)	DB	1966-68
Gentry, Dennis (Baylor)	WR	1982-92
George, Bill* (Wake Forest)	G/LB	1952-65
Gepford, Sid* (Millikin & Bethany)	B	1920
Gersbach, Carl (West Chester St.)	LB	1975
Geyer, Bill (Colgate)	HB	1942-44
Gibson, Abe (Purdue)	G	1958-59
Gilbert, Kline* (Mississippi)	T	1953-57
Gilliam, John (South Carolina St.)	WR	1977
Glasgow, Brian (N Illinois)	TE	1987
Glenn, Bill (E Illinois)	QB	1944
Glueck, Larry (Villanova)	B	1963-65
Goebel, Paul (Michigan)	E	1925
Goodnight, Owen* (Hardin-Sims)	QB	1946
Gordon, Dick (Michigan State)	WR	1965-71
Gordon, Lou* (Illinois)	T	1938

BEARS ALL-TIME ROSTER

Gorgaj, Ken (Purdue)	HB	1955-56
Grabowski, Jim (Illinois)	RB	1971
Graham, Conrad (Tennessee)	DB	1973
Graham, Jeff (Ohio State)	WR	1994-95
Grandberry, Ken (Wash. St.)	RB	1974
Grange, Garland "Gardie" (Illinois)	E	1929-31
Grange, Harold "Red" (Illinois)	HB	1925-29-34
Green, Bobby Joe* (Florida)	P	1962-73
Green, Mark (Notre Dame)	RB	1989-92
Green, Robert (William & Mary)	RB	1993-95
Greenwood, Glen* (Iowa)	HB	1924
Grim, Bob (Oregon State)	WR	1975
Grosvenor, George (Colorado)	HB	1935-36
Grygo, Al* (South Carolina)	HB	1944-45
Gudauskas, Pete (Murray State)	G	1943-44
Gulyanics, George* (Ellisville JC)	HB	1947-55
Gunn, Jimmy (USC)	LB	1970-75
Gunner, Harry (Oregon State)	DE	1970

• H •

Haddon, Aldous (Wash. & Jeff.)	B	1928
Haines, Kris (Notre Dame)	WR	1979-81
Halas, George* (Illinois)	E	1920-29
Hale, Dave (Ottawa)	DE	1969-71
Haluska, Jim (Wisconsin)	HB	1956
Hamity, Lewis (Chicago)	HB	1941
Hamlin, Gene (Western Michigan)	C	1971
Hammond, Henry (Southwestern)	E	1937
Hampton, Dan (Arkansas)	DE	1979-90
Hanke, Carl* (Minnesota)	G	1922
Hanny, Frank* (Indiana)	E	1922-26
Hansen, Clifford (Luther)	HB	1933
Hansen, Wayne* (Texas Western)	C	1950-59
Harbaugh, Jim (Michigan)	QB	1987-93
Hardy, Cliff (Michigan State)	CB	1971
Hardy, John (California)	DB	1991
Harley, Charles "Chic" (Ohio State)	RB	1921
Harper, LaSalle (Arkansas)	LB	1989
Harper, Roland (Louisiana Tech)	RB	1975-81
Harris, Al (Arizona State)	DE	1979-87
Harris, Chuck (West Virginia)	T	1987
Harris, Frank (NC State)	RB	1987
Harris, Raymond (Ohio State)	RB	1994-95
Harris, Richard (Grambling)	DE	1974-75
Harris, Sean (Arizona)	LB	1995
Harris, Willie (Mississippi State)	WR	1993
Harrison, Jim (Missouri)	RB	1971-74
Hart, Tommy (Morris Brown)	DE	1978-79
Hartenstine, Mike (Penn State)	DE	1975-86
Hartman, Fred (Rice)	T	1947
Hartnett, Perry (SMU)	G	1982-83
Haselrig, Clint (Michigan)	WR	1974
Hatley, John (Sul Ross)	G	1953
Hawkins, Garland (Syracuse)	DE	1995
Hazelton, Major (Florida A&M)	DB	1968-69
Healey, Ed* (Dartmouth)	T	1922-27
Healy, Don (Maryland)	G	1958-59
Hearndon, Tom* (Notre Dame)	QB	1929
Heck, Andy (Notre Dame)	T	1994-95
Heileman, Charles* (Iowa State)	E	1939
Heimuli, Lakei (BYU)	RB	1987

Helwig, John (Notre Dame)	G	1953-56
Hempel, Bill (Carroll)	T	1942
Henderson, Reuben (San Diego St.)	CB	1981-82
Hensley, Dick (Kentucky)	E	1953
Herron, Bruce (New Mexico)	LB	1978-82
Hester, Jim (North Dakota)	TE	1970
Hewitt, Bill* (Michigan)	E	1932-36
Heyward, Craig (Pittsburgh)	FB	1993
Hibbs, Jesse (USC)	T	1931
Hicks, Tom (Illinois)	LB	1976-80
High, Lennie	HB	1920
Hilgenberg, Jay (Iowa)	C	1981-91
Hill, Harlon (Florence St. Chrs)	E	1954-61
Hilli, Ike (Catawba)	WR	1973-74
Hintz, Mike (Wis-Platteville)	DB	1987
Hoban, Mike (Michigan)	G	1974
Hobscheid, Fred* (Chicago)	G	1927
Hodgins, Norm (LSU)	S	1952
Hoffman, Jack (Xavier)	E	1952-56
Hoffman, John (Hawaii)	DE	1971
Hoffman, John* (Arkansas)	E	1949-56
Hoge, Merrill (Idaho)	RB	1994
Hohensee, Mike (Minnesota)	QB	1987
Hoke, Jonathan (Ball State)	CB	1980
Holloway, Glen (N Texas State)	G	1970-73
Holman, Willie (South Carolina St.)	DE	1968-73
Holmer, Walter* (Northwestern)	FB	1929-30
Holovak, Mike (Boston College)	FB	1947-48
Hoptowit, Al (Washington State)	T	1941-45
Horton, Larry (Iowa)	DT	1972-73
Howley, Charles (West Virginia)	C	1958-59
Hrvnack, Gary (Purdue)	DT	1973-76
Huarte, John (Notre Dame)	QB	1972
Huff, Gary (Florida State)	QB	1973-76
Huffine, Ken* (Purdue)	FB	1921
Hugasian, Harry (Stanford)	HB	1955
Hughes, Billy* (Texas)	C	1940-41
Hull, Mike (USC)	FB	1968-70
Hultz, Don (Southern Miss.)	DT	1974
Humphries, Stefan (Michigan)	G	1984-86
Hunsinger, Chuck (Florida)	HB	1950-52
Hunt, Jackie (Marshall)	HB	1945
Hurst, William (Oregon)	G	1924
Hutchison, Anthony (Texas Tech)	RB	1983-84
Huther, Bruce (New Hampshire)	LB	1982
Hyche, Steve (Livingston)	LB	1989
Hyland, Bob (Boston College)	C	1970

• I •

Ingwersen, Burt* (Illinois)	G	1920-21
Ippolito, Anthony* (Purdue)	G	1943
Ireland, Darwin (Arkansas)	LB	1994-95
Ivlow, John (Colorado State)	RB	1993

• J •

Jackson, Bobby (Alabama)	HB	1961
Jackson, Noah (Tampa)	G	1975-83
Jackson, Randy (Florida)	T	1967-74
Jackson, Vestee (Washington)	CB	1986-90
Jagade, Chick* (Indiana)	FB	1954-55

BEARS ALL-TIME ROSTER

James, Dan (Ohio State)	T	1967
Janata, John (Illinois)	T	1983
Janet, Ernie (Washington)	G	1972-74
January, Mike (Texas)	LB	1987
Jarmoluk, Mike (Temple)	T	1946-47
Jecha, Ralph (Northwestern)	G	1955
Jeffries, Eric (Texas)	CB	1987
Jencks, Robert (Miami, OH)	E	1963-64
Jennings, Keith (Clemson)	TE	1991-95
Jensvold, Leo* (Iowa)	QB	1931
Jeter, Bob (Iowa)	CB	1971-73
Jeter, Perry (California Poly Tech)	RB	1956-57
Jewett, Bob (Michigan State)	E	1958
Jiggett, Dan (Harvard)	T	1976-82
Joesting, Herb* (Minnesota)	FB	1931-32
Johnson, Walter (Kentucky)	FB	1938
Johnson, Anthony (Notre Dame)	RB	1995
Johnson, Bill* (SMU)	G	1946-47
Johnson, Greg (Florida State)	DT	1977
Johnson, Jack (Miami)	B	1957-59
Johnson, John (Indiana)	T	1963-68
Johnson, Keshon (Arizona)	CB	1993-95
Johnson, Leo (Millikin)	HB	1920
Johnson, OG	FB	1924
Johnson, Pete (VMI)	B	1959
Johnson, Troy (Oklahoma)	LB	1988-89
Johnson, Will (NE Louisiana)	LB	1987
Johnsos, Luke* (Northwestern)	E	1929-37
Jones, Bob (San Diego State)	E	1967
Jones, Dante (Oklahoma)	LB	1988-94
Jones, Edgar (Pittsburgh)	HB	1945
Jones, Jerry* (Notre Dame)	G	1920-21
Jones, Jimmy (Wisconsin)	E	1965-67
Jones, Stan (Maryland)	T	1954-65
Jordan, Donald (Houston)	RB	1984
Joseph, Dwayne (Syracuse)	CB	1995
Juenger, Dave (Ohio U.)	WR	1973
Jurkovic, Mirko (Notre Dame)	G	1992

• K •

Karr, William* (West Virginia)	E	1933-38
Karras, Ted (Indiana)	G	1960-64
Karwales, Jack (Michigan)	E	1946-47
Kassel, Chuck* (Illinois)	E	1927
Kavanaugh, Ken (LSU)	E	40-41; 45-50
Kawal, Ed* (Illinois)	C	1931-36
Keane, Jim (Iowa)	E	1946-51
Keefe, Jerry* (Notre Dame)	G	1920
Kelly, Elmo (Wichita U.)	E	1944
Kelly, Jim (Tennessee State)	TE	1974
Kendricks, Jim (Texas A&M)	T	1924
Keriasotis, Nick (St. Ambrose)	G	1942-44
Keys, Tyrone (Mississippi St.)	DE	1983-85
Kiesling, Walter* (St. Thomas)	G	1934
Kilcullen, Bob (Texas Tech)	T	1957-65
Kilgore, Jon (Auburn)	P	1968
Kindt, Don (Wisconsin)	HB	1947-55
Kindt, Don Jr. (Wis-LaCrosse)	TE	1987
King, Ralph (Chicago)	T	1925
Kinney, Steve (Utah State)	T	1973-74
Kirk, Ken (Mississippi)	C	1960

Kissell, Adolph (Boston College)	FB	1942
Klawitter, Dick* (S. Dakota State)	C	1956-57
Klein, Dick (Iowa)	T	1958-59
Knapczyk, Ken (Northern Iowa)	WR	1987
Knopp, Oscar* (Illinois)	FB	1923-28
Knox, Bill (Purdue)	DB	1974-76
Knox, Ron (UCLA)	QB	1957
Koehler, Robert* (Northwestern)	FB	1920-21
Kolman, Ed* (Temple)	T	1940-44
Konovsky, Bob* (Wisconsin)	G	1960
Kopcha, Joe* (Chattanooga)	G	1929-33
Kortas, Kenneth (Louisville)	T	1969
Kosins, Gary (Dayton)	RB	1972-74
Kozlowski, Glen (BYU)	WR	1987-92
Kramer, Erik (NC State)	QB	1994-95
Kreamcheck, John (Wm. & Mary)	T	1953-55
Kretting, Rich (Illinois)	E	1964
Kreiwald, Doug (West Texas State)	G	1967-68
Krenk, Mitch (Nebraska)	TE	1984
Krumm, Todd (Michigan State)	S	1988
Kuechenberg, Rudy (Indiana)	LB	1967-69
Kunz, Lee (Nebraska)	LB	1979-81
Kurek, Ralph (Wisconsin)	FB	1965-70

• L •

LaFleur, Joe* (Marquette)	FB	1922-24
LaForest, W.	FB	1920
Lahar, Harold (Oklahoma)	G	1941-42
Lamb, Walter (Oklahoma)	E	1946
Landry, Greg (Massachusetts)	QB	1984
Lanum, R. "Jake" (Ill & Millikin)	QB	1920-24
Larson, Fred* (Notre Dame)	C	1922
Lashar, Tim (Oklahoma)	K	1987
Lasker, Greg (Arkansas)	S	1988
Latta, Greg (Morgan State)	TE	1975-80
Lawler, Allen (Texas)	HB	1948
Lawson, Roger (W. Michigan)	RB	1972-73
Layne, Bobby (Texas)	QB	1948
Leahy, Bernie (Notre Dame)	HB	1932
Leclerc, Roger (Trinity)	K/LB	1960-66
Lee, Buddy (LSU)	QB	1971
Lee, Herman (Florida A&M)	T	1958-66
Leeuwenburg, Jay (Colorado)	G	1992-95
Leeuwenburg, Rich (Stanford)	T	1965
Leggett, Earl (LSU)	T	1957-66
Lemon, Clifford* (Centre)	T	1926
Leonard, James (Colgate)	T	1924
Lesane, James (Virginia)	HB	1952-53
Lewis, Darren (Texas A & M)	RB	1991-93
Lewis, Nate (Oregon Tech)	WR	1994-95
Lewis, Scotty (Baylor)	DT	1995
Lick, Dennis (Wisconsin)	T	1976-81
Lincoln, Jeremy (Tennessee)	CB	1992-95
Line, Bill (SMU)	DT	1972
Lintzenich, Joseph* (St. Louis)	FB	1930-31
Lipscomb, Paul* (Tennessee)	T	1954
Lisch, Rusty (Notre Dame)	QB	1984
Livers, Virgil (W. Kentucky)	CB	1975-79
Livingston, Andy (Phoenix JC)	B	1964-65
Livingston, Howie (Fullerton JC)	DB	1953
Logan, James (Indiana)	G	1942-43

BEARS ALL-TIME ROSTER

Long, Harvey (Detroit)	T	1929
Long, Johnny* (Colgate)	QB	1944-45
Lowe, Lloyd (North Texas State)	HB	1953-54
Luckman, Sid (Columbia)	QB	1939-50
Lujack, Johnny (Notre Dame)	QB	1948-51
Lundy, Dennis (Northwestern)	RB	1995
Lusby, Vaughn (Arkansas)	CB	1980
Lyle, Garry (G. Washington)	CB	1968-74
Lyman, Roy "Link" (Nebraska)	T	26-28/30-31/33-34
Lynch, Lorenzo (Cal St.-Sac.)	DB	1987-89
Lyon, George (Kansas State)	T	1929

• M •

MacLeod, Robert (Dartmouth)	HB	1939-40
Macon, Ed (College of Pacific)	HB	1952-53
MacWherter, Kile* (Bethany)	FB	1920
Magnani, Dante* (St. Mary's)	HB	1943; 46; 49
Mallard, Ralph (Creighton)	T	1929
Malone, Charles (Texas A&M)	E	1933
Manders, Jack* (Minnesota)	HB	1933-40
Maness, James (TCU)	WR	1985
Mangum, John (Alabama)	S	1990-95
Maniack, Joe (Fordham)	RB	1938-41
Manning, Pete (Wake Forest)	E	1960-61
Manske, Edgar (Northwestern)	E	1937-40
Marconi, Joe (West Virginia)	FB	1962-66
Margaria, Bob (Brown)	HB	1944-46
Margerum, Ken (Stanford)	WR	81-83/85-86
Marshall, Anthony (LSU)	DB	1994-95
Marshall, Wilber (Florida)	HB	1984-87
Martin, Bill (Georgia Tech)	E	1964-65
Martin, Billy* (Minnesota)	HB	1962-64
Martin, Dave (Notre Dame)	LB	1969
Martin, Frank (Alabama)	HB	1941
Martinovich, P. (College of Pacific)	G	1940
Maslowski, Matt (San Diego U.)	WR	1972
Mass, Wayne (Clemson)	OT	1968-70
Masters, Bob* (Baylor)	FB	1943-44
Masterson, Bernie* (Nebraska)	QB	1934-40
Masterson, Forest (Iowa)	C	1945
Mastrogany, Gus* (Iowa)	E	1931
Matheson, Jack (W. Michigan)	E	1947
Mattes, Ron (Virginia)	T	1991
Matthews, Shane (Florida)	QB	1993-95
Mattson, Riley (Oregon)	T	1965
Matuza, Al (Georgetown)	C	1941-44
May, Chester*	G	1920
May, Walter O. "Red"	G	1920
Mayes, Rufus (Ohio State)	T	1969
Maznicki, F. (Boston College)	HB	1942-43
McAfee, George (Duke)	HB	1940-41/45-50
McClendon, Willie (Georgia)	RB	1979-82
McColl, Bill (Stanford)	E	1952-59
McCray, Bruce (W. Illinois)	CB	1987
McDonald, Lester* (Nebraska)	E	1937-39
McElwain, Bill (Northwestern)	HB	1925
McEnulty, Doug (Wichita)	FB	1943-44
McGee, Tony (Bishop College)	DE	1971-73
McGuire, Gene (Notre Dame)	C	1993
McInerney, Sean (Frostburg State)	DT	1987
McKinnely, Phil (UCLA)	T	1982

McKinney, Bill (West Texas)	LB	1972
McKinnon, Dennis (Florida State)	WR	83-85/87-89
McLean, Ray* (St. Anselm)	HB	1940-47
McMahon, Jim (BYU)	QB	1982-88
McMichael, Steve (Texas)	DT	1981-93
McMillen, Jim* (Illinois)	G	1924-29
McMullen, Daniel* (Nebraska)	G	1930-31
McMurtry, Greg (Michigan)	WR	1994
McPherson, Forrest (Nebraska)	G	1935
McRae, Bennie (Michigan)	HB	1962-70
McRae, Franklin (Tenn. State)	DT	1967
Meadows, Ed* (Duke)	E	1954-56
Mellekas, John (Arizona)	T	1956-60
Merkel, Monte (Kansas)	G	1942-43
Merrill, Mark (Minnesota)	LB	1979
Meyers, Denny* (Iowa)	T	1931
Meyers, Jerry (N. Illinois)	DL	1976-79
Michaels, Edward* (Villanova)	G	1935
Mihal, Joe* (Purdue)	T	1940-41
Miller, Charles "Ookie" (Purdue)	C	1932-37
Miller, Milford (Chadron)	T	1932
Milner, Bill (Duke)	G	1947-49
Milton, Eldridge (Clemson)	LB	1987
Minfield, Kevin (Arizona State)	CB	1993-95
Minini, Frank (San Jose State)	HB	1947-49
Minter, Barry (Tulsa)	LB	1993-95
Mintum, John F. "Jack"	C	1921-22
Mitchell, Charley (Tulsa)	HB	1945
Mohardt, John* (Notre Dame)	HB	1925
Molesworth, Keith* (Monmouth)	HB	1931-37
Montgomery, Randy (Weber State)	CB	1974
Montgomery, Ross (TCU)	FB	1969-70
Mooney, Jim* (Georgetown)	E	1935
Mooney, Tip* (Abilene Christian)	HB	1944-46
Moore, Albert (Northwestern)	QB	1932
Moore, Jerry (Arkansas)	S	1971-72
Moore, Joe (Missouri)	RB	1971-72
Moore, McNeil (Sam Houston)	HB	1954-56
Moore, Rocco (Western Michigan)	G	1980
Moorehead, Emery (Colorado)	TE	1981-88
Morgan, Anthony (Tennessee)	WR	1991-93
Morgan, Mike (Wisconsin)	RB	1978
Morris, Francis (Boston U.)	HB	1942
Morris, Johnny (Santa Barbara)	FL	1958-67
Morris, Jon (Holy Cross)	C	1978
Morris, Larry (Georgia Tech)	LB	1959-65
Morris, Ray (UTEP)	LB	1987
Morris, Ron (SMU)	WR	1987-92
Morrison, Fred (Ohio State)	FB	1950-53
Morrissey, Jim (Michigan State)	LB	1985-93
Morton, John (Missouri)	HB	1945
Moser, Robert* (Pacific)	C	1951-53
Mosley, Anthony (Fresno State)	RB	1987
Mosley, Henry (Morris Brown)	HB	1955
Mucha, Charles (Washington)	G	1935
Mucha, Rudy (Washington)	G	1945-46
Muckensturm, Jerry (Arkansas St.)	LB	1976-82
Mudd, Howard (Hillsdale)	G	1969-70
Mullen, Verne* (Illinois)	E	1923-25
Mullins, Don R. (Houston)	HB	1961-62
Mullins, Noah (Kentucky)	HB	1946-49
Mundee, Fred (Notre Dame)	C	1943-45

BEARS ALL-TIME ROSTER

Murray, Richard* (Marquette)	T	1924
Murry, Don* (Wisconsin)	T	1924-31
Musso, George (Illinois)	G	1933-44
Musso, Johnny (Alabama)	RB	1975-77
Muster, Brad (Stanford)	FB	1988-92
Myslinski, Tom (Tennessee)	OL	1993-94

N

Nagurski, Bronko* (Minnesota)	FB	1930-37; 43
Neacy, Clement* (Colgate)	E	1927
Neal, Dan (Kentucky)	C	1975-83
Neal, Ed (LSU)	G	1951
Neck, Tommy (LSU)	HB	1962
Negus, Fred (Wisconsin)	C	1950
Neident, John (Louisville)	LB	1970
Nelson, Everett (Illinois)	T	1929
Nesbitt, Dick* (Drake)	HB	1930-33
Newsome, Billy (Grambling)	DE	1977
Newton, Bob (Nebraska)	G	1971-75
Nickla, Ed (Maryland)	G	1959
Nielsen, Hans (Michigan State)	K	1981
Nix, Kent (TCU)	QB	1970-71
Notling, Ray (Cincinnati)	HB	1936-43
Norberg, Hank (Stanford)	E	1948
Nordquist, Mark (Pacific)	G-C	1975-76
Nori, Reino* (DeKalb)	HB	1938
Norman, Dick (Stanford)	QB	1961
Norman, Tim (Illinois)	G	1983
Norris, Jon (American Intl.)	DE	1987
Norvell, Jay (Iowa)	LB	1987
Novoselsky, Brent (Penn)	TE	1988
Nowaskey, Bob* (G Washington)	E	1940-42

O

O'Bradovich, Ed (Illinois)	DE	1962-71
O'Connell, JF* (Penn State)	C	1924
O'Connell, Tom (Illinois)	QB	1953
O'Neill, Pat (Syracuse)	P	1995
O'Quinn, John (Wake Forest)	E	1950-51
O'Rourke, Charles (Boston College)	QB	1942
Obee, Terry (Oregon)	WR	1993-94
Oech, Verne (Minnesota)	G	1936
Oelicher, John* (St. Ambrose)	HB	1938
Ogden, Ray (Alabama)	TE	1969-71
Oliver, Jack (Memphis State)	T	1987
Ortego, Keith (McNeese State)	WR	1985-87
Osborne, Jim (Southern)	DT	1972-84
Osmanski, Bill (Holy Cross)	FB	39-43; 46-47
Osmanski, Joe (Holy Cross)	FB	1946-49

P

Pagac, Fred (Ohio State)	TE	1974
Page, Alan (Notre Dame)	DT	1978-81
Parsons, Bob (Penn State)	P-TE	1972-81
Patterson, Billy (Baylor)	QB	1939
Paul, Markus (Syracuse)	S	1989-92
Pauley, Frank Don (Wash. & Jeff.)	T	1930
Payton, Sean (E Illinois)	QB	1987
Payton, Walter (Jackson State)	RB	1975-87

Pearce, W. "Pard" (Penn)	QB	1920-22
Pearson, Madison* (Kansas)	C	1929-34
Pederson, Jim (Augsburg)	HB	1932
Peiffer, Dan (SE Missouri State)	C	1975-77
Percival, Mac (Texas Tech)	K	1967-73
Perez, Peter (Illinois)	G	1945
Perina, Bob* (Princeton)	HB	1949-50
Perini, Pete (Ohio State)	FB	1954-55
Perkins, Don (Plattesville)	FB	1945-46
Perrin, Lonnie (Illinois)	RB	1979
Perry, Todd (Kentucky)	G	1993-95
Perry, William (Clemson)	DT	1985-93
Petitbon, Richie (Tulane)	HB	1959-68
Petty, John* (Purdue)	FB	1942
Petty, Ross* (Illinois)	G	1920
Phillips, Loyd (Arkansas)	DE	1967-69
Phillips, Reggie (SMU)	CB	1985-87
Phipps, Mike (Purdue)	QB	1977-81
Piccolo, Brian* (Wake Forest)	RB	1966-69
Pickens, Bob (Nebraska)	T	1967-68
Pickering, Clay (Maine)	WR	1986
Pifferini, Bob (UCLA)	LB	1972-75
Pilgrim, Evan (BYU)	G	1995
Pinder, Cynl (Illinois)	RB	1971-72
Plank, Doug (Ohio State)	S	1975-82
Plasman, Dick* (Vanderbilt)	E	1937-41; 44
Podmajersky, Paul* (Illinois)	G	1944
Polisky, John* (Notre Dame)	G	1929
Polk, Octus (Stephen F. Austin)	G	1995
Pollock, Bill (Penn. Military Acad.)	HB	1935-36
Pool, Hampton (Stanford)	E	1940-43
Potter, Kevin (Missouri)	S	1983-84
Preston, Pat (Wake Forest)	G	1946-49
President, Andre (Angelo St.)	TE	1995
Price, Terry (Texas A & M)	DT	1990
Pride, Dan (Jackson State)	LB	1968-69
Primus, Greg (Colorado State)	WR	1994-95
Proctor, Rex (Rice)	HB	1953
Pruitt, Mickey (Colorado)	LB	1988-90
Purnell, James (Wisconsin)	LB	1964-68
Pyle, Mike (Yale)	C	1961-69

R

Rabold, Mike* (Indiana)	G	1964-66
Rains, Dan (Cincinnati)	LB	1982-85
Rakestraw, Larry (Georgia)	QB	1964-67
Ramsey, Frank (Oregon State)	G	1945
Rather, Bo (Michigan)	WR	1974-78
Reader, Russ (Michigan State)	HB	1947
Reese, Lloyd* (Tennessee)	FB	1946
Reilly, Mike (Iowa)	LB	1964-68
Rentle, Caesar (Oklahoma)	T	1988
Rentner, Ernest "Pug" (Nwestern)	HB	1936-37
Reppond, Mike (Arkansas)	WR	1973
Reynolds, Tom (San Diego State)	WR	1973
Rice, Andy (Texas Southern)	DT	1972-73
Richards, Golden (Hawaii)	WR	1978-79
Richards, Ray (Nebraska)	T	1933-36
Richardson, Mike (Arizona State)	CB	1983-88
Richman, Harry* (Illinois)	G	1929
Riley, Pat (Miami-FL)	DT	1995

BEARS ALL-TIME ROSTER

Rivera, Ron (California)	LB	1984-92	Shank, JL	HB	1920
Rivera, Steve (California)	WR	1977	Shanklin, Ron (N Texas State)	WR	1975-76
Rivers, Garland (Michigan)	DB	1987	Shannon, John (Kentucky)	DT	1988-89
Rives, Don (Texas Tech)	LB	1973-78	Shaw, Glenn (Kentucky)	HB	1960
Roberts, Tom* (DePaul)	G	1943-44	Shearer, Brad (Texas)	DT	1978-80
Roberts, Willie (Houston)	CB	1973	Shedd, Kenny (Northern Iowa)	WR	1994
Rodenhauser, Mark (Illinois State)	C	1987-88	Shellog, Alec* (Notre Dame)	T	1939
Roder, Mirro	K	1973-74	Sherman, Saul (Chicago)	QB	1939-40
Roehlk, Jon (Iowa)	G	1987	Shipkey, Jerry (UCLA)	FB	1953
Roehneit, William* (Bradley)	G	1958-59	Shoemaker, Hub (Illinois)	G	1920-21
Rogers, Mel (Florida A&M)	LB	1977	Shy, Don (San Diego State)	RB	1970-72
Roggeman, Tom (Purdue)	G	1956-57	Siegal, John (Columbia)	E	1939-43
Romanik, Steve (Villanova)	QB	1950-53	Sigillo, Dom* (Xavier)	T	1943-44
Romney, Milton* (Chicago)	QB	1925-29	Sigmund, Arthur W.	G	1923
Ronzani, Gene* (Marquette)	QB	33-38:44-45	Simmons, David (North Carolina)	LB	1983
Roper, John (Texas A&M)	LB	1989-92	Simmons, J. (Bethune-Cookman)	WR	1969
Rosequist, Ted* (Ohio State)	T	1934-36	Simpson, Carl (Florida State)	DT	1993-95
Rothschild, Doug (Wheaton)	LB	1987	Singletary, Mike (Baylor)	LB	1981-92
Rouse, James (Arkansas)	RB	1990-91	Sisk, John* (Marquette)	HB	1932-36
Roveto, John (SW Louisiana)	K	1981-82	Sisk, John Jr. (Miami)	B	1964
Rowden, Larry (Houston)	LB	1971	Skibinski, John (Purdue)	RB	1978-81
Rowell, Eugene (Dubuque)	DT	1987	Smeja, Rudy (Michigan)	E	1944-45
Rowland, Brad (McMurry)	HB	1951	Smith, Clarence (Georgia)	E	1942
Rowland, Justin (TCU)	HB	1960	Smith, Eugene (Georgia Tech)	G	1930
Rubens, Larry (Montana State)	C	1986	Smith, H. Allen* (Mississippi)	E	1947-48
Rupp, Nelson* (Dennison)	QB	1921	Smith, JD (N Carolina A&T)	FB	1956
Russell, Reginald (Northwestern)	E	1928	Smith, James (Compton JC)	HB	1961
Ryan, John (Detroit)	T	1929	Smith, Quintin (Kansas)	WR	1990
Ryan, Rocky (Illinois)	E	1958	Smith, Ray Gene (Midwestern)	HB	1954-57
Ryan, Tim (USC)	DT	1990-93	Smith, Ron (Wisconsin)	S	1965; 70-72
Rydalch, Ron (Utah)	DT	1975-80	Smith, Russell* (Illinois)	T	1921-23
Rydzewski, Frank* (Notre Dame)	C	1923	Smith, Sean (Grambling)	DT	1987-88
Rykovich, Julie* (Illinois)	HB	1949-51	Smith, Vernice (Florida A & M)	G	1993
• S •					
Sacrinty, Nick (Wake Forest)	QB	1947	Smith, Vinson (East Carolina)	LB	1993-95
Salaam, Rashaan (Colorado)	RB	1995	Snow, Percy (Michigan State)	LB	1993
Saidi, Jay (South Carolina)	TE	1983-84	Snyder, Bob (Ohio U.)	QB	1939-43
Sanders, Glenell (Louisiana Tech)	LB	1990	Sorey, Revie (Illinois)	G	1975-82
Sanders, Thomas (Texas A&M)	RB	1985-89	Spears, Marcus (NW Louisiana St.)	T	1994-95
Sanderson, Reggie (Stanford)	RB	1973	Spellman, Alonzo (Ohio State)	DL	1992-95
Sauerbrun, Todd (West Virginia)	P	1995	Spivey, Mike (Colorado)	CB	1977-79
Savoldi, Joe* (Notre Dame)	FB	1930	Sprinkle, Ed (Hardin-Simmons)	E	1944-55
Sayers, Gale (Kansas)	HB	1965-71	Stachowicz, Ray (Michigan State)	P	1983
Schiechl, John* (Santa Clara)	C	1945-46	Stahman, Dick* (DePaul)	DT	1933
Schmidt, Terry (Ball State)	S	1976-84	Staley, Bill (Utah State)	T	1970-71
Schreiber, Larry (Tenn. Tech)	RB	1976	Standlee, Norm* (Stanford)	FB	1941
Schroeder, Gene (Virginia)	E	51-52:54-57	Stautberg, Gerald (Cincinnati)	G	1951
Schubert, Steve (U Mass.)	WR	1975-79	Steinbach, Larry* (St. Thomas)	G	1930-31
Schuette, Paul* (Wisconsin)	G	1930-32	Steinkemper, Bill* (Notre Dame)	T	1942-43
Schwartz, Jim (Purdue)	LB	1992	Stenn, Paul (Villanova)	G	1948-51
Schweda, Brian (Kansas)	DE	1966	Stenstrom, Steve (Stanford)	QB	1995
Schweidler, Dick (St. Louis)	HB	1938-40	Sternaman, Edward* (Illinois)	HB	1920-30
Scott, James (Henderson JC)	WR	1976-80; 82	Sternaman, Joe (Illinois)	HB	1922-29
Scott, Ralph* (Wisconsin)	T	1921-25	Steuber, Bob (Missouri)	HB	1943
Seals, George (Missouri)	G	1965-71	Stickel, Walt* (Penn)	T	1946-49
Seibering, Gerald (Drake)	FB	1932	Stillwell, Roger (Stanford)	DE-DT	1975-77
Senn, Bill* (Knox)	HB	1926-31	Stinchcomb, Pete* (Ohio State)	QB	1921-22
Serini, Washington (Kentucky)	G	1948-51	Stinson, Lemuel (Texas Tech)	CB	1988-92
Sevy, Jeff (California)	T-DE	1975-78	Stoepel, Terry (Tulsa)	G	1967
Seymour, Jim (Notre Dame)	WR	1970-72	Stoffa, Anton* (Luther)	HB	1939
			Stone, Billy (Bradley)	HB	1951-54
			Stonebreaker, Michael (Notre Dame)	LB	1991
			Stoops, Mike (Iowa)	DS	1987

BEARS ALL-TIME ROSTER

Streeter, George (Notre Dame)	DB	1989
Strickland, Larry* (North Texas State) .C		1954-59
Sturtridge, Dick (DePaul)	HB	1928-29
Stydahar, Joe* (West Virginia)	T	1936-42; 45-46
Suhey, Matt (Penn State)	RB	1980-89
Sullivan, Frank* (Loyola, NO)	C	1935-39
Summer, Charles (Wm & Mary)	HB	1955; 58-60
Sweeney, Jake (Cincinnati)	T	1944
Swisher, Bob* (Northwestern)	HB	1938-42
Szymanski, Frank (Notre Dame)	C	1949

T

Tabor, Paul (Oklahoma)	C	1980
Tackwell, CO* (Kansas State)	E	1931-33
Taft, Merrill* (Wisconsin)	FB	1924
Tate, David (Colorado)	S	1988-92
Tate, Lars (Georgia)	RB	1990
Taylor, Brian (Oregon State)	RB	1989
Taylor, Clifton (Memphis State)	RB	1974
Taylor, Joe (N. Carolina A&T)	DB	1967-74
Taylor, JR "Tarz" (Ohio State)	G	1921-22
Taylor, Ken (Oregon St.)	CB	1985
Taylor, Lionel (NM Highland Univ.)	E	1959
Taylor, Roosevelt (Grambling)	DB	1961-68
Teafattler, Guy (Illinois)	DL	1987
Thayer, Tom (Notre Dame)	G	1985-92
Thierry, John (Alcorn State)	DE	1994-95
Thomas, Bob (Notre Dame)	K	1975-84
Thomas, Calvin (Illinois)	FB	1982-87
Thomas, Earl (Houston)	WR	1971-73
Thomas, Stan (Texas)	T	1991-92
Thompson, Russ (Nebraska)	T	1936-39
Thornton, James (Cal St.-Fton)	TE	1988-92
Thrift, Cliff (E Central Oklahoma)	LB	1985
Thrower, Willie (Michigan State)	QB	1953
Tillman, Lewis (Jackson St.)	RB	1994-95

Timpson, Michael (Penn State)	WR	1995
Tom, Mel (San Jose State)	DE	1973-75
Tomczak, Mike (Ohio State)	QB	1985-90
Torrance, Jack* (LSU)	T	1939-40
Trafton, George* (Notre Dame)	C	1920-32
Trimble, Steve (Maryland)	DB	1987
Trost, Milt (Marquette)	T	1935-39
Tucker, Bill (Tennessee State)	RB	1971
Turner, Cecil (California Poly)	FL	1968-73
Turner, Clyde (Hardin-Simmons)	C	1940-52

U

Ulmer, Mike (Doane)	CB	1980
Usher, Lou* (Syracuse)	T	1920

V

Vactor, Ted (Nebraska)	CB	1975
Vallez, Emilio (New Mexico)	TE	1968-69
Van Horne, Keith (USC)	T	1981-93
Van Valkenburg, Pete (BYU)	RB	1974
Veach, Walter*	HB	1920
Venturelli, Fred*	T	1948
Vick, Ernie* (Michigan)	C	1925-27
Vick, Richard (Wash. & Jeff.)	QB	1925
Vodicka, Joe (Lewis Institute)	HB	1943-45
Voss, Walter "Tillie" (Detroit)	E	1927-28
Vucinich, Milt (Stanford)	G	1945

W

Waddle, Tom (Boston College)	WR	1989-94
Wade, Charles (Tennessee St.)	WR	1974
Wade, William (Vanderbilt)	QB	1961-66
Waechter, Henry (Nebraska)	DE	1982-85
Wager, Clinton (St. Mary's)	E	1942-43

COME-FROM-BEHIND WINS

	Wins	Never trailed	Largest Deficit:			
			1-3	4-7	8-10	11+
1980	7	5			1	14 pts. at Det
1981	6	3	1	2		
1982	3	2				11 pts. vs. Det
1983	8	4	1	3		
1984	10	4	4	2		
1985	15	9	1	1	2	12 pts. vs. TB; 14 pts. at TB
1986	14	7	3	2	2	
1987	11	5	1	3		14 pts. vs. KC; 20 pts. at TB
1988	12	7	3	2		
1989	6	4	1	1		
1990	11	5	3	3		
1991	11	2	3	5	1	
1992	5	4		1		
1993	7	5		1		
1994	9	4	2	3		11 pts. at KC
1995	9	5	1	3		

Regular season only.

BEARS ALL-TIME ROSTER

Wagner, Barry (Alabama A & M)	WR	1992	Williams, Perry (Purdue)	RB	1974
Wagner, Bryan (Cal St.-Northridge)	P	1987-88	Williams, Walt (New Mexico St.)	CB	1982-83
Wallace, Bob (UTEP)	E	1968-72	Willis, Peter Tom (Florida St.)	QB	1990-93
Wallace, John (Notre Dame)	E	1928	Wilson, George* (Northwestern)	E	1937-47
Wallace, Stan (Illinois)	HB	1954-57	Wilson, Nemiah (Grambling)	CB	1975
Walquist, Laurie* (Illinois)	QB	1922-31	Wilson, Otis (Louisville)	LB	1980-87
Walsh, Steve (Miami, FL)	QB	1994-95	Wojciechowski, John (Mich. St.)	T	1987-93
Walterscheid, Len (S Utah)	S	1977-82	Wolden, Allan (Bemidji State)	RB	1987
Ward, John (Oklahoma State)	C-G	1976	Woods, Tony (Oklahoma)	DT	1989
Washington, Fred* (TCU)	DT	1990	Woolford, Donnell (Clemson)	CB	1989-95
Washington, Harry (Colorado St.)	WR	1979	Worley, Tim (Georgia)	RB	1993-94
Watkins, Bobby (Ohio State)	HB	1955-57	Wright, Eric (Stephen F. Austin)	WR	1991-92
Watts, Rickey (Tulsa)	WR	1979-83	Wright, Steve (Alabama)	T	1971
Weatherly, Gerald (Rice)	C	1950-52	Wrightman, Tim (UCLA)	TE	1985-86
Wetnight, Ryan (Stanford)	TE	1993-95	Wynne, Elmer* (Notre Dame)	FB	1928
Wetoska, Bob (Notre Dame)	T	1960-69			
Wetzel, Damon (Ohio State)	HB	1935			
Wheeler, Ted (W Texas State)	G	1970			
Wheeler, Wayne (Alabama)	WR	1974			
Whitaker, Danta (Miss. Valley St.)	TE	1993			
White, Lawrence (Dana)	WR	1987			
White, Roy* (Valparaiso)	FB	1923-27			
White, Wilford (Arizona State)	HB	1951-52			
Whitman, SJ (Tulsa)	HB	1953-54			
Whitsell, Dave (Indiana)	DB	1961-66			
Whittenton, Jesse (West Texas)	HB	1958			
Wightkin, Bill (Notre Dame)	DE	1950-57			
Williams, Bob (Notre Dame)	QB	1951-53			
Williams, Brooks (N Carolina)	TE	1981-82			
Williams, Broughton (Florida)	T	1947			
Williams, Dave (Colorado)	RB	1979-81			
Williams, Fred (Arkansas)	T	1952-63			
Williams, James (Cheyney St.)	DT	1991-95			
Williams, Jeff (Rhode Island)	G	1982			
Williams, Oliver (Illinois)	WR	1983			

• Y •

Youmans, Maury (Syracuse)	T	1960-63
Young, Adrian (USC)	LB	1973
Young, Randolph* (Millikin)	T	1920
Youngblood, George (LSU)	S	1969
Yourist, Abe	E	1923

• Z •

Zanders, Emanuel (Jackson State)	G	1981
Zarnas, Gust (Ohio State)	G	1938
Zawatson, Dave (California)	T	1989
Zeller, Joe (Indiana)	G	1938
Zizak, Vince* (Villanova)	G	1934
Zorich, Chris (Notre Dame)	DT	1991-95
Zorich, George* (Northwestern)	G	1944-46
Zucco, Vic (Michigan State)	HB	1957-60

BLOWN LEADS

	Losses	Never Led	Largest Lead:			
			1-3	4-7	8-10	11+
1980	9	4	3	1	1	
1981	10	6	3	1		
1982	6	4		1		17 at TB
1983	8	6		2		
1984	6		2	3	1	
1985	1	1				
1986	2	1		1		
1987	4	2				14 vs. NO; 14 at Den
1988	4	3	1			
1989	10	5	3	1	1	
1990	5	2	1	1	1	
1991	5	3		1	1	
1992	11	6	1	2		14 vs. Cin; 20 at Min
1993	9	4	2	2	1	
1994	7	4	2		1	
1995	7	3		4		

Regular season only.

PRE-SEASON RESULTS

1921 — 1-0	Chi	Opp
Waukegan	W 35	0
1923 — 0-0-1	Chi	Opp
Milwaukee Badgers	T 0	0
1924 — 2-1	Chi	Opp
Cleveland Bulldogs	W 23	0
Frankford Yellowjackets	W 13	10
Rock Island Independents	L 6	7
1928 — 1-0	Chi	Opp
Minneapolis Marines	W 12	6
1929 — 1-1	Chi	Opp
Memphis Tigers	W 39	19
Memphis Tigers	L 14	21
1930 — 1-1	Chi	Opp
Milwaukee Badgers	W 26	0
Ironton (OH) Tanks	L 13	26
1931 — 1-0	Chi	Opp
Cicero Boosters	W 43	0
1932 — 3-0-1	Chi	Opp
Cleveland Panthers	W 26	0
St. Louis Gunners	W 35	0
Portsmouth Spartans	T 6	6
Boston Redskins	W 21	0
1933 — 2-0	Chi	Opp
S 10 Cicero Boosters	W 60	0
S 16 Notre Dame All-Stars	W 14	0
1934 — 11-1-1	Chi	Opp
A 30 Chicago All-Stars	T 0	0
S 5 Indiana Harbor	W 19	6
S 9 Chicago Tigers	W 41	0
S 12 LaCrosse	W 25	0
Texas All-Stars	W 34	13
Green Bay Packers	W 10	6
Minnesota Stars	W 14	3
Philadelphia Eagles	W 28	14
Brooklyn Dodgers	W 20	6
Memphis Tigers	W 30	13
Chicago Cardinals	L 9	13
Pacific Coast Stars	W 26	7
New York Giants	W 21	0
1935 — 5-0	Chi	Opp
A 30 College All-Stars	W 5	0
S 8 Badger All-Stars	W 58	0
S 11 Calumet All-Stars	W 40	0
S 15 American Legion All-Stars	W 41	0
Kenosha	W 47	0
1936 — 1-1	Chi	Opp
S 7 Texas All-Stars	L 6	7
S 8 Oklahoma All-Stars	W 14	0
1937 — 3-1	Chi	Opp
S 6 Texas All-Stars	L 0	6
S 7 Oklahoma All-Stars	W 25	0
S 10 Calumet Indians	W 34	0
S 12 Des Moines Comets	W 39	0

1938 — 4-1	Chi	Opp
S 1 Eastern All-Stars	W 26	14
S 5 Southern All-Stars	W 32	18
S 23 Negro All-Stars	W 51	0
S 25 Cincinnati Bengals	L 13	17
S 27 Los Angeles Bulldogs	W 14	12
1939 — 3-0	Chi	Opp
S 5 Calumet All-Stars	W 13	0
S 9 Glen Ellyn All-Stars	W 55	6
S 27 Cincinnati Bengals	W 26	6
1940 — 6-1	Chi	Opp
A 24 Calumet Indians	W 48	6
A 30 Pittsburgh Steelers	L 9	10
S 5 Philadelphia Eagles	W 27	21
S 8 Newark Bears	W 35	7
S 12 Calumet Indians	W 52	0
S 15 St. Louis Gunners	W 59	0
National League Stars	W 28	14
1941 — 6-0	Chi	Opp
A 19 Kenosha Cardinals	W 27	6
A 28 College All-Stars	W 37	13
S 9 Brooklyn Dodgers	W 14	9
S 11 Eastern All-Stars	W 23	6
S 14 Newark Bears	W 47	12
National League Stars	W 35	24
1942 — 5-0	Chi	Opp
A 22 Camp Grant	W 32	6
A 28 College All-Stars	W 21	0
S 5 Pittsburgh Steelers	W 40	20
S 13 Washington Redskins	W 38	14
S 20 Army All-Stars	W 14	7
1943 — 3-0	Chi	Opp
New York Giants	W 42	28
Washington Redskins	W 21	14
Philadelphia-Pittsburgh	W 20	7
1944 — 3-1	Chi	Opp
A 30 College All-Stars	W 24	21
Washington Redskins	L 7	21
New York Giants	W 20	10
Washington Redskins	W 28	0
1945 — 1-2	Chi	Opp
Washington Redskins	L 7	14
Philadelphia Eagles	L 21	38
New York Giants	W 14	13
1946 — 5-0	Chi	Opp
S 1 New York Giants	W 19	0
S 5 Boston Yanks	W 24	17
S 13 Philadelphia Eagles	W 24	12
S 17 Akron Bears	W 38	13
S 22 Washington Redskins	W 20	14
1947 — 3-1	Chi	Opp
A 22 College All-Stars	L 0	16
S 7 Boston Yanks	W 37	20
S 13 Philadelphia Eagles	W 13	10
S 17 Washington Redskins	W 28	7

PRE-SEASON RESULTS

1948 — 4-1

	Chi	Opp
A 22 Pittsburgh Steelers	W 28	14
A 28 Philadelphia Eagles	W 24	23
S 5 Boston Yanks	W 42	7
S 9 Boston Yanks	W 24	14
S 14 New York Giants	L 7	17

1949 — 4-1

	Chi	Opp
A 20 Pittsburgh Steelers	W 34	0
A 28 New York Bulldogs	W 14	7
S 4 Washington Redskins	W 28	17
S 10 New York Giants	W 20	17
S 17 Philadelphia Eagles	L 7	14

1950 — 4-2

	Chi	Opp
A 12 New York Yankees	W 34	33
A 18 New York Giants	L 7	10
A 24 Baltimore Colts	W 21	17
A 26 Pittsburgh Steelers	W 30	14
S 1 Cleveland Browns	L 23	27
S 10 Philadelphia Eagles	W 10	3

1951 — 3-4

	Chi	Opp
A 23 Los Angeles Rams	L 14	42
A 26 San Francisco 49ers	W 24	7
S 2 New York Giants	L 0	14
S 9 Cleveland Browns	L 21	32
S 15 Philadelphia Eagles	W 31	6
S 19 Washington Redskins	W 21	19
S 23 Pittsburgh Steelers	L 17	21

1952 — 4-1

	Chi	Opp
A 12 Pittsburgh Steelers	W 14	9
A 29 Cleveland Browns	L 7	14
S 6 Philadelphia Eagles	W 37	7
S 14 New York Giants	W 17	7
S 20 Pittsburgh Steelers	W 23	0

1953 — 2-4

	Chi	Opp
A 15 Pittsburgh Steelers	L 10	29
A 22 Philadelphia Eagles	L 10	24
A 29 Pittsburgh Steelers	W 31	28
S 3 New York Giants	L 7	14
S 11 Cleveland Browns	L 14	20
S 20 Chicago Cardinals	W 14	13

1954 — 3-3

	Chi	Opp
A 14 Pittsburgh Steelers	W 21	14
A 18 Chicago Cardinals	L 0	10
A 28 Philadelphia Eagles	L 21	24
S 4 Washington Redskins	W 28	24
S 12 New York Giants	W 28	24
S 18 Cleveland Browns	L 7	35

1955 — 3-2

	Chi	Opp
A 20 Chicago Cardinals	L 6	21
A 26 Philadelphia Eagles	L 20	27
S 3 Washington Redskins	W 45	10
S 10 New York Giants	W 7	0
S 15 Cleveland Browns	W 24	21

1956 — 5-1

	Chi	Opp
A 18 Chicago Cardinals	W 31	7
A 24 Philadelphia Eagles	W 28	21
S 1 Washington Redskins	W 17	3
S 8 Pittsburgh Steelers	W 21	10
S 15 New York Giants	W 20	10
S 21 Cleveland Browns	L 14	24

1957 — 4-1-1

	Chi	Opp
A 17 Pittsburgh Steelers	W 24	7
A 24 Baltimore Colts	T 24	24
A 30 New York Giants	L 17	24
S 8 Philadelphia Eagles	W 24	14
S 14 Pittsburgh Steelers	W 37	10
S 20 Cleveland Browns	W 29	3

1958 — 6-0

	Chi	Opp
A 17 Chicago Cardinals	W 24	7
A 24 Philadelphia Eagles	W 3	0
A 30 Pittsburgh Steelers	W 17	10
S 5 Detroit Lions	W 24	17
S 12 Cleveland Browns	W 42	31
S 21 Washington Redskins	W 27	24

1959 — 5-1

	Chi	Opp
A 15 Green Bay Packers	W 19	16
A 22 Philadelphia Eagles	W 24	21
A 29 Pittsburgh Steelers	W 54	17
S 5 Washington Redskins	W 52	14
S 11 New York Giants	W 18	6
S 19 Cleveland Browns	L 31	33

1960 — 3-2

	Chi	Opp
A 15 New York Giants	W 16	17
A 27 Green Bay Packers	L 7	35
S 3 Washington Redskins	W 17	0
S 10 Cleveland Browns	L 10	16
S 16 Pittsburgh Steelers	W 21	10

1961 — 4-2

	Chi	Opp
A 5 Montreal Alouettes	W 34	16
A 12 Philadelphia Eagles	L 10	38
A 19 Washington Redskins	W 29	13
A 26 Green Bay Packers	L 14	24
S 2 Minnesota Vikings	W 30	7
S 8 Pittsburgh Steelers	W 24	21

1962 — 0-5

	Chi	Opp
A 11 Pittsburgh Steelers	L 14	19
A 18 Philadelphia Eagles	L 14	28
A 25 Green Bay Packers	L 21	35
S 1 Washington Redskins	L 28	29
S 7 Cleveland Browns	L 24	28

1963 — 3-2

	Chi	Opp
A 10 New York Giants	W 17	7
A 15 Washington Redskins	W 28	26
A 24 Green Bay Packers	L 7	26
A 31 St. Louis Cardinals	L 14	17
S 7 Baltimore Colts	W 14	7

1964 — 3-2

	Chi	Opp
A 7 College All-Stars	W 28	17
A 14 Washington Redskins	W 14	13
A 22 Green Bay Packers	L 7	21
A 28 St. Louis Cardinals	L 3	7
S 7 Dallas Cowboys	W 21	6

PRE-SEASON RESULTS

1965 — 2-3

	Chi	Opp
A 12 Washington Redskins	W 31	30
A 21 Green Bay Packers	L 14	31
A 28 Los Angeles Rams	W 28	14
S 3 St. Louis Cardinals	L 3	25
S 11 Dallas Cowboys	L 21	34

1966 — 3-1

	Chi	Opp
A 6 Philadelphia Eagles	L 21	40
A 12 Green Bay Packers	W 13	10
A 20 Washington Redskins	W 21	10
S 2 St. Louis Cardinals	W 22	20

1967 — 2-3

	Chi	Opp
A 9 Washington Redskins	L 14	37
A 18 Green Bay Packers	L 0	18
A 23 Kansas City Chiefs	L 24	66
S 1 St. Louis Cardinals	W 42	14
S 9 Philadelphia Eagles	W 14	0

1968 — 4-1

	Chi	Opp
A 3 Dallas Cowboys	W 30	24
A 10 Baltimore Colts	L 0	10
A 19 Green Bay Packers	W 10	7
A 24 Washington Redskins	W 45	13
S 6 St. Louis Cardinals	W 19	17

1969 — 3-3

	Chi	Opp
A 2 Washington Redskins	L 7	13
A 9 Miami Dolphins	W 16	10
A 16 Green Bay Packers	W 19	9
A 22 Houston Oilers	L 17	19
A 30 Buffalo Bills	W 23	16
S 12 St. Louis Cardinals	L 31	37

1970 — 1-4-1

	Chi	Opp
A 8 Houston Oilers	W 23	13
A 15 Green Bay Packers	T 6	6
A 24 San Diego Chargers	L 9	14
A 29 St. Louis Cardinals	L 3	24
S 5 Denver Broncos	L 17	30
S 11 Minnesota Vikings	L 30	31

1971 — 3-3

	Chi	Opp
A 7 Green Bay Packers	W 2	0
A 14 Baltimore Colts	L 13	21
A 21 Minnesota Vikings	L 14	34
A 28 Cleveland Browns	W 20	19
S 4 Houston Oilers	L 17	37
S 12 Denver Broncos	W 33	17

1972 — 1-4-1

	Chi	Opp
A 5 Kansas City Chiefs	L 10	24
A 10 Houston Oilers	W 20	17
A 20 New England Patriots	L 17	27
A 27 Green Bay Packers	L 7	10
S 3 Buffalo Bills	T 24	24
S 9 St. Louis Cardinals	L 14	33

1973 — 3-1-2

	Chi	Opp
A 4 Green Bay Packers	T 13	13
A 11 Houston Oilers	W 34	7
A 18 Miami Dolphins	T 9	9
A 26 Buffalo Bills	W 13	10
S 1 St. Louis Cardinals	W 31	20
S 9 Washington Redskins	L 3	7

1974 — 1-5

	Chi	Opp
A 3 St. Louis Cardinals	L 7	10
A 12 Pittsburgh Steelers	L 21	50
A 17 Green Bay Packers	L 10	20
A 26 Baltimore Colts	W 20	16
A 31 Houston Oilers	L 20	37
S 9 Miami Dolphins	L 7	30

1975 — 2-4

	Chi	Opp
A 9 San Diego Chargers	W 22	0
A 16 Green Bay Packers	L 9	13
A 23 St. Louis Cardinals	W 14	13
A 30 Denver Broncos	L 0	13
S 6 Miami Dolphins	L 10	21
S 13 Houston Oilers	L 13	24

1976 — 5-1

	Chi	Opp
J 31 Denver Broncos	W 15	14
A 7 Seattle Seahawks	W 27	16
A 14 Baltimore Colts	W 25	14
A 21 St. Louis Cardinals	L 14	20
A 28 Tampa Bay Buccaneers	W 10	7
S 3 Washington Redskins	W 9	7

1977 — 3-4

	Chi	Opp
J 30 New York Jets	W 20	6
A 6 New Orleans Saints	L 14	20
A 13 Oakland Raiders	W 20	13
A 20 Houston Oilers	W 14	10
A 25 Cleveland Browns	L 7	14
S 2 St. Louis Cardinals	L 14	23
S 10 Cincinnati Bengals	L 6	24

INTERNATIONAL GAMES

The Bears were the first team to play overseas when they met the Cowboys in London in 1986. Since that League has expanded the American Bowl to several sites including Tokyo, Barcelona, and Montreal.

Aug. 3, 1986	Bears 17	Cowboys 3	Wembley Stadium	London, ENGLAND
Aug. 14, 1988	Bears 21	Vikings 28	Ullevi Stadium	Gothenburg, SWEDEN
Aug. 3, 1991	Bears 7	49ers 21	Olympic Stadium	Berlin, GERMANY

PRE-SEASON RESULTS

1978 — 0-4		Stadium†	Chi	Opp
A 5	Oakland Raiders	(S)	L 13	14
A 12	St. Louis Cardinals	(S)	L 14	26
A 19	Cincinnati Bengals	(CI)	L 3	27
A 24	Seattle Seahawks	(SE)	L 7	16

1979 — 3-1			Chi	Opp
A 4	New York Jets	(S)	W 27	14
A 11	New Orleans Saints	(NO)	W 13	6
A 18	Cincinnati Bengals	(S)	W 17	13
A 25	St. Louis Cardinals	(SL)	L 7	10

1980 — 1-3			Chi	Opp
A 10	New York Jets	(NJ)	W 21	9
A 16	Cincinnati Bengals	(CI)	L 3	21
A 23	Cleveland Browns	(S)	L 31	33
A 30	St. Louis Cardinals	(S)	L 13	21

1981 — 2-2			Chi	Opp
A 8	New York Giants	(S)	L 7	23
A 15	Kansas City Chiefs	(KC)	L 0	13
A 22	Cincinnati Bengals	(S)	W 24	21
A 29	St. Louis Cardinals	(SL)	W 31	27

1982 — 1-3			Chi	Opp
A 16	San Diego Chargers	(SD)	L 27	28
A 21	Buffalo Bills	(BF)	W 21	14
A 28	St. Louis Cardinals	(S)	L 3	10
S 4	Baltimore Colts	(S)	L 17	26

1983 — 3-1			Chi	Opp
A 6	Buffalo Bills	(S)	W 27	17
A 13	St. Louis Cardinals	(SL)	L 24	27
A 20	Los Angeles Raiders	(LA)	W 27	21
A 27	Kansas City Chiefs	(S)	W 20	17

1984 — 1-3			Chi	Opp
A 4	St. Louis Cardinals	(S)	L 10	19
A 11	Green Bay Packers	(ML)	L 10	17
A 18	Cincinnati Bengals	(S)	L 17	25
A 26	Buffalo Bills	(I)	W 38	7

1985 — 1-3			Chi	Opp
A 9	St. Louis Cardinals	(SL)	L 3	10
A 17	Indianapolis Colts	(S)	L 13	24
A 26	*Dallas Cowboys	(DA)	L 13	15
A 31	Buffalo Bills	(S)	W 45	14

1986 — 4-1			Chi	Opp
A 3	Dallas Cowboys	(LN)	W 17	6
A 9	Pittsburgh Steelers	(TR)	W 33	13
A 16	Indianapolis Colts	(S)	W 38	21
A 23	St. Louis Cardinals	(S)	L 7	14
A 30	Buffalo Bills	(ND)	W 31	17

1987 — 3-1			Chi	Opp
A 16	Miami Dolphins	(JR)	W 10	3
A 22	Pittsburgh Steelers	(S)	W 50	14
A 31	*St. Louis Cardinals	(S)	L 16	20
S 5	Los Angeles Raiders	(LA)	W 20	17

1988 — 1-3		Stadium†	Chi	Opp
A 6	Miami Dolphins	(S)	W 20	17
A 14	Minnesota Vikings	(SW)	L 21	28
A 22	*Dallas Cowboys	(DA)	L 9	17
A 26	Los Angeles Raiders	(S)	L 22	37

1989 — 2-2			Chi	Opp
A 14	*Miami Dolphins	(JR)	W 28	20
A 19	San Diego Chargers	(S)	L 7	24
A 27	Kansas City Chiefs	(S)	L 17	22
S 2	Los Angeles Raiders	(LA)	W 41	38

1990 — 4-1			Chi	Opp
A 4	Cleveland Browns	(CN)	W 13	0
A 11	Miami Dolphins	(S)	W 10	6
A 18	Phoenix Cardinals	(TM)	W 17	9
A 24	Los Angeles Raiders	(S)	L 3	20
A 30	Buffalo Bills	(SC)	W 35	7

1991 — 2-3			Chi	Opp
J 26	Miami Dolphins	(JR)	W 6	0
A 3	San Francisco 49ers	(G)	L 7	21
A 11	Phoenix Cardinals	(S)	L 10	12
A 17	Los Angeles Raiders	(LA)	L 10	13
A 24	Buffalo Bills	(S)	W 30	13

1992 — 1-3			Chi	Opp
A 10	*New Orleans Saints	(S)	L 31	34
A 15	Phoenix Cardinals	(TM)	L 17	20
A 23	Pittsburgh Steelers	(S)	L 17	28
A 28	Dallas Cowboys	(TX)	W 20	13

1993 — 1-3			Chi	Opp
A 8	Philadelphia Eagles	(V)	L 9	13
A 14	Phoenix Cardinals	(S)	L 10	11
A 23	*New Orleans Saints	(NO)	L 14	20
A 27	Dallas Cowboys	(S)	W 23	21

1994 — 4-0			Chi	Opp
A 5	Philadelphia Eagles	(S)	W 12	6
A 13	Arizona Cardinals	(TM)	W 16	0
A 22	*Kansas City Chiefs	(KC)	W 21	18
A 27	New York Giants	(S)	W 27	21

1995 — 1-3			Chi	Opp
A 4	Carolina Panthers	(S)	W 18	15
A 14	*Cleveland Browns	(CL)	L 13	55
A 20	Arizona Cardinals	(S)	L 16	17
A 24	Indianapolis Colts	(I)	L 7	29

1996 —			Chi	Opp
A 3	Carolina Panthers	(C)		
A 11	Miami Dolphins	(S)		
A 17	New Orleans Saints	(NO)		
A 22	Kansas City Chiefs	(S)		

†See page 204 for stadium codes.

* Indicates Monday Night Football

POST-SEASON RESULTS

Date	Game	Winner	Loser	Chi-Opp	Site
1-7-95	Second Round	San Francisco	BEARS	15-44	Candlestick Park
1-1-95	First Round	BEARS	Minnesota	35-18	HHH Metrodome
12-29-91	First Round	Dallas	BEARS	13-17	Soldier Field
1-13-91	Second Round	NY Giants	BEARS	3-31	Giants Stadium
1-6-91	First Round	BEARS	New Orleans	16- 6	Soldier Field
1-8-89	Conf. Championship	San Francisco	BEARS	3-28	Soldier Field
12-31-88	NFC Divisional	BEARS	Philadelphia	20-12	Soldier Field
1-10-88	NFC Divisional	Washington	BEARS	17-21	Soldier Field
1-3-87	NFC Divisional	Washington	BEARS	13-27	Soldier Field
1-26-86	Super Bowl XX	BEARS	New England	46-10	Louisiana Superdome
1-12-86	Conf. Championship	BEARS	LA Rams	24- 0	Soldier Field
1-5-86	NFC Divisional	BEARS	NY Giants	21- 0	Soldier Field
1-6-85	NFC Championship	San Francisco	BEARS	0-23	Candlestick Park
12-30-84	NFC Divisional	BEARS	Washington	23-19	RFK Memorial
12-23-79	NFC Wild Card	Philadelphia	BEARS	17-27	Veterans Stadium
12-26-77	NFC Divisional	Dallas	BEARS	7-37	Texas Stadium
12-29-63	NFL Championship	BEARS	NY Giants	14-10	Wrigley Field
12-30-56	NFL Championship	NY Giants	BEARS	7-47	Yankee Stadium
12-17-50	Conf. Championship	LA Rams	BEARS	14-24	LA Coliseum
12-15-46	NFL Championship	BEARS	NY Giants	24-14	Polo Grounds
12-26-43	NFL Championship	BEARS	Washington	41-21	Wrigley Field
12-13-42	NFL Championship	Washington	BEARS	6-14	Griffith Stadium
12-21-41	NFL Championship	BEARS	NY Giants	37- 9	Wrigley Field
12-14-41	Conf. Championship	BEARS	Green Bay	33-14	Wrigley Field
12-6-40	NFL Championship	BEARS	Washington	73- 0	Griffith Stadium
12-12-37	NFL Championship	Washington	BEARS	21-28	Wrigley Field
12-9-34	NFL Championship	NY Giants	BEARS	13-30	Polo Grounds
12-17-33	NFL Championship	BEARS	NY Giants	23-21	Wrigley Field
12-18-32	Playoff	BEARS	Portsmouth	9- 0	Chicago Stadium

Bears vs.:	New Orleans	1-0	1.000
	New England	1-0	1.000
	Green Bay	1-0	1.000
	Minnesota	1-0	1.000
	Portsmouth	1-0	1.000
	NY Giants	5-3	.625
	LA Rams	1-1	.500
	Philadelphia	1-1	.500
	Washington	3-4	.429
	Dallas	0-2	.000
	San Francisco	0-3	.000

Playoff record: 15-14 (.517)
Record at home: 10-5 (.667)
NFL Championship game record: 8-4 (.667)

NFC Central Division Championships:
1977*, 1979*, 1984, 1985, 1986, 1987,
1988, 1990

(* tied for division title and lost tiebreaker)

MOST-WATCHED TV PROGRAMS ... EVER

Program	Date	Viewers	Rating
1. Super Bowl XXX (Dallas vs. Pittsburgh) NBC	1-28-96	138,488,000	46.0
2. Super Bowl XXVIII (Dallas vs. Buffalo) NBC	1-30-94	134,800,000	45.5
3. Super Bowl XXVII (Dallas vs. Buffalo) NBC	1-31-93	133,400,000	45.1
4. Super Bowl XX (Chicago vs. New England) NBC	1-26-86	127,000,000	48.3
5. Winter Olympics (Oksana vs. Nancy vs. Tanya) CBS	1-23-94	126,686,000	48.5

- A rating is the percentage of houses with televisions which are watching the program. The 48.3 for SBXX is the fourth-highest in TV history (SBXVI, SBXVII, and the '94 winter figure skating).
- The Bears' Super Bowl drew a 70 share which means that 70% of all people watching TV were watching that game. The closest any program has come to a 70 since SBXX is last year when Super Bowl XXX recorded a 68 share.

BEARS ALL-TIME RESULTS

1920 (10-1-2, .909)

George S. Halas, Ed Sternaman — Coaches		Decatur Bears Opp	
O 3	Moline Tractors	W	20 0
O 10	Kewanee	W	25 7
O 17	@ Rock Island Indep.	W	7 0
O 24	@ Chicago Tigers	W	10 0
O 31	@ Rockford	W	29 0
N 7	@ Rock Island Indep.	T	0 0
N 11	@ Champaign	W	20 0
N 14	@ Minneapolis Marines	W	3 0
N 21	Hammond Pros	W	28 7
N 25	@ Chicago Tigers	W	6 0
N 28	@ Chicago Cardinals	L	6 7
D 5	@ Chicago Cardinals	W	10 0
D 12	Akron Pros	T	0 0
		164	21

1921 (9-1-1, .900)

George S. Halas, Ed Sternaman — Coaches		Chicago Bears Opp	
O 10	@ Rock Island Indep.	W	14 10
O 16	Rochester Jeffersons	W	16 13
O 23	Dayton Triangles	W	7 0
N 6	Detroit Tigers	W	20 9
N 13	Rock Island Indep.	W	3 0
N 20	Cleveland Indians	W	22 7
N 24	Buffalo All-Americans	L	6 7
N 27	Green Bay Packers	W	20 0
D 4	Buffalo All-Americans	W	10 7
D 11	Canton Bulldogs	W	10 0
D 18	@ Chicago Cardinals	T	0 0
		128	53

1922 (9-3, .750)

George S. Halas, Ed Sternaman — Coaches		Chicago Bears Opp	
O 1	Racine Legion	W	6 0
O 8	@ Rock Island Indep.	W	10 6
O 15	Rochester Jeffersons	W	7 0
O 22	Buffalo All-Americans	W	7 0
O 29	Canton Bulldogs	L	6 7
N 5	Dayton Triangles	W	9 0
N 12	Oorang Indians	W	33 6
N 19	Rock Island Indep.	W	3 0
N 26	Akron Pros	W	20 10
N 30	@ Chicago Cardinals	L	0 6
D 3	Toledo Maroons	W	22 0
D 10	@ Chicago Cardinals	L	0 9
		123	44

1923 (9-2-1, .818)

George S. Halas, Ed Sternaman — Coaches		Bears Opp	
S 30	@ Rock Island Indep.	L	0 3
O 7	@ Racine Legion	W	3 0
O 14	@ Green Bay Packers	W	3 0
O 21	Canton Bulldogs	L	0 6
O 28	Buffalo All-Americans	W	18 3
N 4	Oorang Indians	W	26 0
N 11	Akron Pros	W	20 6
N 18	Rock Island Indep.	W	7 3
N 25	Hammond Pros	W	14 7
N 29	Chicago Cardinals	W	3 0
D 2	Milwaukee Badgers	T	0 0
D 9	Rock Island Indep.	W	29 7
		123	35

1924 (6-1-4, .857)

George S. Halas, Ed Sternaman — Coaches		Bears Opp	
S 28	@ Rock Island Indep.	T	0 0
O 5	@ Cleveland Bulldogs	L	14 16
O 12	Racine Legion	T	10 10
O 19	Chicago Cardinals	W	6 0
O 26	Frankford Yefjackets	W	33 3
N 2	Rock Island Indep.	T	3 3
N 9	Columbus Tigers	W	12 6
N 16	Racine Legion	T	3 3
N 23	Green Bay Packers	W	3 0
N 27	@ Chicago Cardinals	W	21 0
N 30	Milwaukee Badgers	W	31 14
		136	55

1925 (5-3, .643)

George S. Halas, Ed Sternaman — Coaches		Bears Opp	
S 20	@ Rock Island Indep.	T	0 0
S 27	@ Green Bay Packers	L	10 14
O 4	Detroit Panthers	T	0 0
O 11	Hammond Pros	W	28 7
O 18	Cleveland Bulldogs	W	7 0
O 25	@ Chicago Cardinals	L	0 9
N 1	Rock Island Indep.	W	6 0
N 8	Frankford Yefjackets	W	19 0
N 15	Detroit Panthers	W	14 0
N 22	Green Bay Packers	W	21 0
N 26	Chicago Cardinals	T	0 0
N 29	Columbus Tigers	W	14 13
D 5	@ Frankford Yefjackets	W	14 7
D 6	@ New York Giants	W	19 7
D 9	@ Providence Ste. Rol.	L	6 9
D 12	@ Detroit Panthers	L	0 21
D 13	New York Giants	L	0 9
		158	96

1926 (12-1-3, .923)

George S. Halas, Ed Sternaman — Coaches		Bears Opp	
S 19	@ Milwaukee Badgers	W	10 7
S 26	@ Green Bay Packers	T	6 6
O 3	@ Detroit Panthers	W	10 7
O 10	New York Giants	W	7 0
O 17	Chicago Cardinals	W	16 0
O 24	Duluth Eskimos	W	24 6
O 31	Akron Indians	W	17 0
N 7	Louisville Colonels	W	34 0
N 11	Chicago Cardinals	W	10 0
N 13	Milwaukee Badgers	W	10 7
N 21	Green Bay Packers	W	19 13
N 25	Chicago Cardinals	T	0 0
N 28	Canton Bulldogs	W	35 0
D 3	@ Frankford Yefjackets	L	6 7
D 12	Pottsville Maroons	W	9 7
D 19	Green Bay Packers	T	3 3
		216	63

1927 (9-3-2, .750)

George S. Halas, Ed Sternaman — Coaches		Bears Opp	
S 25	@ Chicago Cardinals	W	9 0
O 2	@ Green Bay Packers	W	7 5
O 15	New York Yankees	W	12 0
O 23	Cleveland Bulldogs	W	14 12
O 30	Dayton Triangles	W	14 6
N 6	Providence Ste. Rol.	T	0 0
N 8	@ New York Yankees	L	6 26
N 13	Pottsville Maroons	W	30 12
N 20	Green Bay Packers	W	14 6
N 24	Chicago Cardinals	L	0 3
N 27	@ New York Giants	L	7 13
D 3	@ Frankford Yefjackets	T	0 0
D 4	Frankford Yefjackets	W	9 0
D 11	Duluth Eskimos	W	27 0
		149	84

1928 (7-5-1, .636)

George S. Halas, Ed Sternaman — Coaches		Bears Opp	
S 23	@ Chicago Cardinals	W	15 0
S 30	@ Green Bay Packers	T	12 12
O 14	New York Giants	W	13 0
O 21	Green Bay Packers	L	6 16
O 28	Detroit Wolverines	L	0 6
N 4	New York Yankees	W	27 0
N 11	Dayton Triangles	W	27 0
N 18	Pottsville Maroons	W	13 6
N 25	Detroit Wolverines	L	7 14
N 29	Chicago Cardinals	W	34 0
D 2	Frankford Yefjackets	W	28 6
D 9	Green Bay Packers	L	0 6
D 15	@ Frankford Yefjackets	L	0 19
		182	85

1929 (4-9-2, .308)

George S. Halas, Ed Sternaman — Coaches		Bears Opp	
S 22	@ Minneapolis Marines	W	19 6
S 29	@ Green Bay Packers	L	0 23
O 6	@ Minneapolis Marines	W	7 6
O 13	@ Buffalo Bisons	W	16 0
O 20	Chicago Cardinals	T	0 0
O 27	Minneapolis Yefjackets	W	27 0
N 3	New York Giants	L	14 26
N 10	Green Bay Packers	L	0 14
N 16	@ Frankford Yefjackets	L	14 20
N 17	@ New York Giants	L	0 34
N 24	Buffalo Bisons	L	7 19
N 28	@ Chicago Cardinals	L	6 40
D 1	Frankford Yefjackets	T	0 0
D 8	Green Bay Packers	L	0 25
D 15	New York Giants	L	9 14
		119	227

BEARS ALL-TIME RESULTS

1930 (9-4-1, .692)

Ralph Jones — Coach	Bears	Opp
S 21 Brooklyn Dodgers	T	0 0
S 28 @ Green Bay Packers	L	0 7
O 5 @ Minneapolis Vikings	W	20 0
O 12 New York Giants	L	0 12
O 19 @ Chicago Cardinals	W	32 6
O 22 @ Portsmouth Spartans	L	6 7
O 26 Frankford Yefjackets	W	13 7
N 2 Minneapolis Vikings	W	20 7
N 9 Green Bay Packers	L	12 13
N 16 @ New York Giants	W	12 0
N 22 @ Frankford Yefjackets	W	13 6
N 27 Chicago Cardinals	W	6 0
N 30 Portsmouth Spartans	W	14 6
D 7 Green Bay Packers	W	21 0
	169	71

1931 (8-5, .615)

Ralph Jones — Coach	Bears	Opp
S 18 Cleveland Indians	W	21 0
S 27 @ Green Bay Packers	L	0 7
O 11 New York Giants	W	6 0
O 18 Chicago Cardinals	W	26 13
O 25 Frankford Yefjackets	L	12 13
N 1 Green Bay Packers	L	2 6
N 8 Portsmouth Spartans	W	9 6
N 15 New York Giants	W	12 6
N 22 @ Brooklyn Dodgers	W	26 0
N 26 Chicago Cardinals	W	18 7
N 29 @ Portsmouth Spartans	L	0 3
D 6 Green Bay Packers	W	7 6
D 13 New York Giants	L	6 25
	145	92

1932 (6-1-6, .857)

Ralph Jones — Coach	Bears	Opp
S 25 @ Green Bay Packers	T	0 0
O 2 @ Staten Isl. Stapletons	T	0 0
O 9 @ Chicago Cardinals	T	0 0
O 16 Green Bay Packers	L	0 2
O 28 @ Staten Isl. Stapletons	W	27 7
O 30 @ Boston Braves	T	7 7
N 6 @ New York Giants	W	28 8
N 13 Portsmouth Spartans	T	13 13
N 20 Brooklyn Dodgers	W	20 0
N 24 Chicago Cardinals	W	34 0
N 27 @ Portsmouth Spartans	T	7 7
D 4 New York Giants	W	6 0
D 11 Green Bay Packers	W	9 0
	151	44

PLAYOFFS

D 18 Portsmouth Spartans	W	9 0
--------------------------	---	-----

1933 (10-2-1, .833)

George S. Halas — Coach	Bears	Opp
S 24 @ Green Bay Packers	W	14 7
O 1 Boston Redskins	W	7 0
O 8 @ Brooklyn Dodgers	W	10 0
O 15 Chicago Cardinals	W	12 9
O 22 Green Bay Packers	W	10 7
O 29 New York Giants	W	14 10
N 5 @ Boston Redskins	L	0 10
N 12 @ Philadelphia Eagles	T	3 3
N 19 @ New York Giants	L	0 3
N 26 Portsmouth Spartans	W	17 14
N 30 Chicago Cardinals	W	22 6
D 3 @ Portsmouth Spartans	W	17 7
D 10 Green Bay Packers	W	7 6
	133	82

PLAYOFFS

D 17 New York Giants	W	23 21
----------------------	---	-------

1934 (13-0, 1.000)

George S. Halas — Coach	Bears	Opp
S 23 @ Green Bay Packers	W	24 10
S 30 @ Cincinnati Reds	W	21 3
O 7 @ Brooklyn Dodgers	W	21 7
O 10 @ Pittsburgh Pirates	W	28 0
O 14 Chicago Cardinals	W	20 0
O 21 Cincinnati Reds	W	41 7
O 28 Green Bay Packers	W	27 14
N 4 New York Giants	W	27 7
N 11 @ Boston Redskins	W	21 0
N 18 @ New York Giants	W	10 9
N 25 Chicago Cardinals	W	17 6
N 29 @ Detroit Lions	W	19 16
D 2 Detroit Lions	W	10 7
	286	86

PLAYOFFS

D 9 @ New York Giants	L	13 30
-----------------------	---	-------

1935 (6-4-2, .600)

George S. Halas — Coach	Bears	Opp
S 22 @ Green Bay Packers	L	0 7
S 29 @ Pittsburgh Pirates	W	23 7
O 13 @ Philadelphia Eagles	W	39 0
O 20 Brooklyn Dodgers	W	24 14
O 27 Green Bay Packers	L	14 17
N 3 @ New York Giants	W	20 3
N 10 @ Boston Redskins	W	30 14
N 17 New York Giants	L	0 3
N 24 Detroit Lions	T	20 20
N 28 @ Detroit Lions	L	2 14
D 1 Chicago Cardinals	T	7 7
D 8 Chicago Cardinals	W	13 0
	192	106

1938 (6-5, .545)

George S. Halas — Coach	Bears	Opp
S 11 Chicago Cardinals	W	16 13
S 18 @ Green Bay Packers	W	2 0
O 2 @ Philadelphia Eagles	W	28 6
O 9 @ Cleveland Rams	L	7 14
O 16 Chicago Cardinals	W	34 28
O 23 Cleveland Rams	L	21 23
O 30 Detroit Lions	L	7 13
N 6 Green Bay Packers	L	17 24
N 13 Washington Redskins	W	31 7
N 20 @ Brooklyn Dodgers	W	24 6
N 24 @ Detroit Lions	L	7 14
	194	148

1939 (8-3, .727)

George S. Halas — Coach	Bears	Opp
S 15 Cleveland Rams	W	30 21
S 24 @ Green Bay Packers	L	16 21
O 2 @ Pittsburgh Steelers	W	32 0
O 8 @ Cleveland Rams	W	35 21
O 15 Chicago Cardinals	W	44 7
O 22 @ New York Giants	L	13 16
O 29 Detroit Lions	L	0 10
N 5 Green Bay Packers	W	30 27
N 12 @ Detroit Lions	W	23 13
N 19 Philadelphia Eagles	W	27 14
N 26 Chicago Cardinals	W	48 7
	298	157

1940 (8-3, .727)

George S. Halas — Coach	Bears	Opp
S 22 @ Green Bay Packers	W	41 0
S 25 @ Chicago Cardinals	L	7 21
O 6 @ Cleveland Rams	W	21 14
O 13 Detroit Lions	W	7 0
O 20 Brooklyn Dodgers	W	16 7
O 27 @ New York Giants	W	37 21
N 3 Green Bay Packers	W	14 7
N 10 @ Detroit Lions	L	14 17
N 17 @ Washington Redskins	L	3 7
N 24 Cleveland Rams	W	47 25
D 1 Chicago Cardinals	W	31 23
	238	152

PLAYOFFS

D 8 @ Washington Redskins	W	73 0
---------------------------	---	------

1936 (9-3, .750)

George S. Halas — Coach	Bears	Opp
S 20 @ Green Bay Packers	W	30 3
S 27 @ Philadelphia Eagles	W	17 0
O 4 @ Pittsburgh Pirates	W	27 9
O 11 Chicago Cardinals	W	7 3
O 18 Pittsburgh Pirates	W	26 7
O 25 Detroit Lions	W	12 10
N 1 Green Bay Packers	L	10 21
N 8 @ New York Giants	W	25 7
N 15 @ Boston Redskins	W	26 0
N 22 @ Philadelphia Eagles	W	28 7
N 26 @ Detroit Lions	L	7 13
N 29 Chicago Cardinals	L	7 14
	222	94

1941 (10-1, .909)

George S. Halas — Coach	Bears	Opp
S 28 @ Green Bay Packers	W	25 17
O 5 @ Cleveland Rams	W	48 21
O 12 Chicago Cardinals	W	53 7
O 19 Detroit Lions	W	49 0
O 26 Pittsburgh Steelers	W	34 7
N 2 Green Bay Packers	L	14 16
N 9 Cleveland Rams	W	31 13
N 16 Washington Redskins	W	35 21
N 23 @ Detroit Lions	W	24 7
N 30 @ Philadelphia Eagles	W	49 14
D 7 @ Chicago Cardinals	W	34 24
	396	147

PLAYOFFS

D 14 Green Bay Packers	W	33 14
D 21 New York Giants	W	37 9

BEARS ALL-TIME RESULTS

1942 (11-0, 1,000)

George S. Halas — Coach		Bears	Opp
S 27 @ Green Bay Packers	W	44	28
O 4 @ Cleveland Rams	W	21	7
O 11 Chicago Cardinals	W	41	14
O 16 New York Giants	W	26	7
O 25 Philadelphia Eagles	W	45	14
Heartley "Hunk" Anderson			
Luke Johnsons — Coaches			
N 1 Detroit Lions	W	16	0
N 8 @ Brooklyn Dodgers	W	35	0
N 15 Green Bay Packers	W	38	7
N 22 @ Detroit Lions	W	42	0
N 29 Cleveland Rams	W	47	0
D 6 @ Chicago Cardinals	W	21	7
		376	84

PLAYOFFS

D 13 @ Washington Redskins	L	6	14
----------------------------	---	---	----

1943 (8-1-1, .889)

Heartley "Hunk" Anderson		Bears	Opp
Luke Johnsons — Coaches			
S 26 @ Green Bay Packers	T	21	21
O 3 @ Detroit Lions	W	27	21
O 10 Chicago Cardinals	W	20	0
O 17 Philadelphia "Steagles"	W	48	21
O 24 Brooklyn Dodgers	W	33	21
O 31 Detroit Lions	W	35	14
N 7 Green Bay Packers	W	21	7
N 14 @ New York Giants	W	56	7
N 21 @ Washington Redskins	L	7	21
N 28 @ Chicago Cardinals	W	35	24
		303	157
PLAYOFFS			
D 26 Washington Redskins	W	41	21

1944 (6-3-1, .667)

Heartley "Hunk" Anderson		Bears	Opp
Luke Johnsons — Coaches			
S 24 @ Green Bay Packers	L	28	42
O 8 @ Cleveland Rams	L	7	19
O 15 Cardinal-Pittsburgh	W	34	7
O 22 Detroit Lions	T	21	21
O 29 Cleveland Rams	W	28	21
N 5 Green Bay Packers	W	21	0
N 12 Boston Yanks	W	21	7
N 19 @ Detroit Lions	L	21	41
N 26 @ Philadelphia Eagles	W	28	7
D 3 @ Cardinal-Pittsburgh	W	49	7
		258	172

1945 (3-7, .300)

Heartley "Hunk" Anderson		Bears	Opp
Luke Johnsons — Coaches			
S 30 @ Green Bay Packers	L	21	31
O 7 @ Cleveland Rams	L	0	17
O 14 Chicago Cardinals	L	7	16
O 21 Cleveland Rams	L	21	41
O 28 @ Detroit Lions	L	10	16
N 4 Green Bay Packers	W	28	24
N 11 Detroit Lions	L	28	35
N 18 @ Washington Redskins	L	21	28
N 25 Pittsburgh Steelers	W	28	7
D 2 @ Chicago Cardinals	W	28	20
		192	235

1946 (8-2-1, .800)

George S. Halas — Coach		Bears	Opp
S 29 @ Green Bay Packers	W	30	7
O 6 @ Chicago Cardinals	W	34	17
O 13 Los Angeles Rams	T	28	28
O 20 Philadelphia Eagles	W	21	14
O 27 @ New York Giants	L	0	14
N 3 Green Bay Packers	W	10	7
N 10 @ Los Angeles Rams	W	27	21
N 17 Washington Redskins	W	24	20
N 24 Detroit Lions	W	42	6
D 1 Chicago Cardinals	L	28	35
D 8 @ Detroit Lions	W	45	24
		289	193
PLAYOFFS			
D 15 @ New York Giants	W	24	14

1947 (8-4, .667)

George S. Halas — Coach		Bears	Opp
S 28 @ Green Bay Packers	L	20	29
O 5 @ Chicago Cardinals	L	7	31
O 12 Philadelphia Eagles	W	40	7
O 19 Detroit Lions	W	33	24
O 26 @ Washington Redskins	W	56	20
N 2 @ Boston Yanks	W	28	24
N 9 Green Bay Packers	W	20	17
N 15 @ Los Angeles Rams	W	41	21
N 23 Pittsburgh Steelers	W	49	7
N 27 @ Detroit Lions	W	34	14
D 7 Los Angeles Rams	L	14	17
D 14 Chicago Cardinals	L	21	30
		363	241

1948 (10-2, .833)

George S. Halas — Coach		Bears	Opp
S 26 @ Green Bay Packers	W	45	7
O 4 @ Chicago Cardinals	W	28	17
O 10 Los Angeles Rams	W	42	21
O 17 Detroit Lions	W	28	0
O 24 @ Philadelphia Eagles	L	7	12
O 31 New York Giants	W	35	14
N 7 @ Los Angeles Rams	W	21	6
N 14 Green Bay Packers	W	7	6
N 21 @ Boston Yanks	W	51	17
N 28 Washington Redskins	W	48	13
D 5 @ Detroit Lions	W	42	14
D 12 Chicago Cardinals	L	21	24
		375	151

1949 (9-3, .750)

George S. Halas — Coach		Bears	Opp
S 25 @ Green Bay Packers	W	17	0
O 2 @ Chicago Cardinals	W	17	7
O 9 Los Angeles Rams	L	16	31
O 16 Philadelphia Eagles	W	38	21
O 23 @ New York Giants	L	28	35
O 30 @ Los Angeles Rams	L	24	27
N 6 Green Bay Packers	W	24	3
N 13 Detroit Lions	W	27	24
N 20 @ Washington Redskins	W	31	21
N 24 @ Detroit Lions	W	28	7
D 4 Pittsburgh Steelers	W	30	21
D 11 Chicago Cardinals	W	52	21
		332	218

1950 (9-3, .750)

George S. Halas — Coach		Bears	Opp
S 17 @ Los Angeles Rams	W	24	20
S 24 @ San Francisco 49ers	W	32	20
O 1 @ Green Bay Packers	L	21	31
O 8 Chicago Cardinals	W	27	6
O 15 Green Bay Packers	W	28	14
O 25 @ New York Yanks	L	27	38
N 5 @ Detroit Lions	W	35	21
N 12 New York Yanks	W	28	20
N 19 San Francisco 49ers	W	17	0
N 26 Los Angeles Rams	W	24	14
D 3 @ Chicago Cardinals	L	10	20
D 10 Detroit Lions	W	6	3
		279	207

PLAYOFFS

D 17 @ Los Angeles Rams	L	14	24
-------------------------	---	----	----

1951 (7-5, .583)

George S. Halas — Coach		Bears	Opp
S 30 @ Green Bay Packers	W	31	20
O 7 @ Chicago Cardinals	L	14	28
O 14 New York Yanks	W	24	21
O 21 San Francisco 49ers	W	13	7
O 28 @ Detroit Lions	W	28	23
N 4 @ Washington Redskins	W	27	0
N 11 Detroit Lions	L	28	41
N 18 Green Bay Packers	W	24	13
N 25 @ Cleveland Browns	L	21	42
D 2 Los Angeles Rams	L	17	42
D 9 @ New York Yanks	W	45	21
D 16 Chicago Cardinals	L	14	24
		286	282

1952 (5-7, .416)

George S. Halas — Coach		Bears	Opp
S 28 @ Green Bay Packers	W	24	14
O 5 @ Chicago Cardinals	L	10	21
O 12 Dallas Texans	W	38	20
O 19 San Francisco 49ers	L	16	40
O 26 @ Los Angeles Rams	L	7	31
N 2 @ San Francisco 49ers	W	20	17
N 9 Green Bay Packers	L	28	41
N 16 Los Angeles Rams	L	24	40
N 23 Detroit Lions	W	24	23
N 27 @ Dallas Texans	L	23	27
D 7 @ Detroit Lions	L	21	45
D 14 Chicago Cardinals	W	10	7
		245	326

1953 (3-8-1, .273)

George S. Halas — Coach		Bears	Opp
S 27 @ Baltimore Colts	L	9	13
O 4 @ Green Bay Packers	W	17	13
O 11 Baltimore Colts	L	14	16
O 18 San Francisco 49ers	L	28	35
O 25 @ Los Angeles Rams	L	24	28
N 1 @ San Francisco 49ers	L	14	24
N 8 Green Bay Packers	T	21	21
N 15 @ Washington Redskins	W	27	24
N 22 Detroit Lions	L	16	20
N 29 Los Angeles Rams	W	24	21
D 6 @ Detroit Lions	L	7	13
D 13 Chicago Cardinals	L	17	24
		218	252

BEARS ALL-TIME RESULTS

1954 (8-4, .667)

George S. Halas — Coach	Bears	Opp
S 26 @ Detroit Lions	L	23 48
O 3 @ Green Bay Packers	W	10 3
O 10 Baltimore Colts	W	28 9
O 17 San Francisco 49ers	L	24 31
O 24 @ Los Angeles Rams	L	38 42
O 31 @ San Francisco 49ers	W	31 27
N 7 Green Bay Packers	W	26 23
N 14 Cleveland Browns	L	10 39
N 21 @ Baltimore Colts	W	26 13
N 28 Los Angeles Rams	W	24 13
D 5 @ Chicago Cardinals	W	29 7
D 12 Detroit Lions	W	26 24
	301	279

1955 (8-4, .667)

George S. Halas — Coach	Bears	Opp
S 25 @ Baltimore Colts	L	17 23
O 2 @ Green Bay Packers	L	3 24
O 9 San Francisco 49ers	L	19 20
O 16 Baltimore Colts	W	38 10
O 23 @ San Francisco 49ers	W	34 23
O 30 @ Los Angeles Rams	W	31 20
N 6 Green Bay Packers	W	52 21
N 13 Los Angeles Rams	W	24 3
N 20 @ Detroit Lions	W	24 14
N 27 @ Chicago Cardinals	L	14 53
D 4 Detroit Lions	W	21 20
D 11 Philadelphia Eagles	W	17 10
	294	251

1956 (9-2-1, .818)

John Paddy Driscoll — Coach	Bears	Opp
S 30 @ Baltimore Colts	L	21 28
O 7 @ Green Bay Packers	W	37 21
O 14 San Francisco 49ers	W	31 7
O 21 Baltimore Colts	W	58 27
O 28 @ San Francisco 49ers	W	39 21
N 4 @ Los Angeles Rams	W	35 24
N 11 Green Bay Packers	W	38 14
N 18 Los Angeles Rams	W	30 21
N 25 @ New York Giants	T	17 17
D 2 @ Detroit Lions	L	10 42
D 9 Chicago Cardinals	W	10 3
D 16 Detroit Lions	W	38 21
	363	246

PLAYOFFS

D 30 @ New York Giants	L	7 47
------------------------	---	------

1957 (5-7, .417)

John Paddy Driscoll — Coach	Bears	Opp
S 29 @ Green Bay Packers	L	17 21
O 5 @ Baltimore Colts	L	10 21
O 13 San Francisco 49ers	L	17 21
O 20 Los Angeles Rams	W	34 26
O 27 @ San Francisco 49ers	L	17 21
N 3 @ Los Angeles Rams	W	16 10
N 10 Green Bay Packers	W	21 14
N 17 Baltimore Colts	L	14 25
N 24 @ Detroit Lions	W	27 7
D 1 Washington Redskins	L	3 14
D 8 @ Chicago Cardinals	W	14 6
D 15 Detroit Lions	L	13 21
	203	211

1958 (8-4, .667)

George S. Halas — Coach	Bears	Opp
S 27 @ Green Bay Packers	W	34 20
O 4 @ Baltimore Colts	L	38 51
O 12 San Francisco 49ers	W	28 6
O 19 Los Angeles Rams	W	31 10
O 26 @ San Francisco 49ers	W	27 14
N 2 @ Los Angeles Rams	L	35 41
N 9 Green Bay Packers	W	24 10
N 16 Baltimore Colts	L	0 17
N 23 @ Detroit Lions	W	20 7
N 30 @ Pittsburgh Steelers	L	10 24
D 7 Chicago Cardinals	W	30 14
D 14 Detroit Lions	W	21 16
	298	230

1959 (8-4, .667)

George S. Halas — Coach	Bears	Opp
S 27 @ Green Bay Packers	L	6 9
O 3 @ Baltimore Colts	W	26 21
O 11 Los Angeles Rams	L	21 28
O 18 Baltimore Colts	L	7 21
O 25 @ San Francisco 49ers	L	17 20
N 1 @ Los Angeles Rams	W	26 21
N 8 Green Bay Packers	W	28 17
N 15 San Francisco 49ers	W	14 3
N 22 @ Detroit Lions	W	24 14
N 29 @ Chicago Cardinals	W	31 7
D 6 Pittsburgh Steelers	W	27 21
D 13 Detroit Lions	W	25 14
	252	196

1960 (5-6-1, .455)

George S. Halas — Coach	Bears	Opp
S 25 @ Green Bay Packers	W	17 14
O 2 @ Baltimore Colts	L	7 42
O 9 Los Angeles Rams	W	34 27
O 16 San Francisco 49ers	W	27 10
O 23 @ Los Angeles Rams	T	24 24
O 30 @ San Francisco 49ers	L	7 25
N 13 Baltimore Colts	L	20 24
N 20 Detroit Lions	W	28 7
N 27 Dallas Cowboys	W	17 7
D 4 Green Bay Packers	L	13 41
D 11 @ Cleveland Browns	L	0 42
D 18 @ Detroit Lions	L	0 36
	194	299

1961 (6-6, .571)

George S. Halas — Coach	Bears	Opp
S 17 @ Minnesota Vikings	L	13 37
S 23 @ Los Angeles Rams	W	21 17
O 1 @ Green Bay Packers	L	0 24
O 8 @ Detroit Lions	W	31 17
O 15 Baltimore Colts	W	24 10
O 22 San Francisco 49ers	W	31 0
O 29 @ Baltimore Colts	W	21 20
N 5 @ Philadelphia Eagles	L	14 16
N 12 Green Bay Packers	L	28 31
N 19 @ San Francisco 49ers	L	31 41
N 26 Los Angeles Rams	W	28 24
D 3 Detroit Lions	L	15 16
D 10 Cleveland Browns	W	17 14
D 17 Minnesota Vikings	W	52 35
	326	302

1962 (9-5, .643)

George S. Halas — Coach	Bears	Opp
S 16 @ San Francisco 49ers	W	30 14
S 23 @ Los Angeles Rams	W	27 23
S 30 @ Green Bay Packers	L	0 49
O 7 @ Minnesota Vikings	W	13 0
O 14 San Francisco 49ers	L	27 34
O 21 Baltimore Colts	W	35 15
O 28 @ Detroit Lions	L	3 11
N 4 Green Bay Packers	L	7 38
N 11 Minnesota Vikings	W	31 30
N 18 @ Dallas Cowboys	W	34 33
N 25 @ Baltimore Colts	W	57 0
D 2 New York Giants	L	24 26
D 9 Los Angeles Rams	W	30 14
D 16 Detroit Lions	W	3 0
	321	287

1963 (11-1-2, .917)

George S. Halas — Coach	Bears	Opp
S 15 @ Green Bay Packers	W	10 3
S 22 @ Minnesota Vikings	W	28 7
S 29 @ Detroit Lions	W	37 21
O 6 Baltimore Colts	W	10 3
O 13 @ Los Angeles Rams	W	52 14
O 20 @ San Francisco 49ers	L	14 20
O 27 Philadelphia Eagles	W	16 7
N 3 @ Baltimore Colts	W	17 7
N 10 Los Angeles Rams	W	6 0
N 17 Green Bay Packers	W	26 7
N 24 @ Pittsburgh Steelers	T	17 17
D 1 Minnesota Vikings	T	17 17
D 8 San Francisco 49ers	W	27 17
D 15 Detroit Lions	W	24 14
	301	144

PLAYOFFS

D 29 New York Giants	W	14 10
----------------------	---	-------

1964 (5-9, .357)

George S. Halas — Coach	Bears	Opp
S 13 @ Green Bay Packers	L	12 23
S 20 @ Minnesota Vikings	W	34 28
S 27 @ Baltimore Colts	L	0 52
O 4 @ San Francisco 49ers	L	21 31
O 11 Los Angeles Rams	W	36 17
O 18 Detroit Lions	L	0 10
O 25 @ Washington Redskins	L	20 27
N 1 Dallas Cowboys	L	10 24
N 8 Baltimore Colts	L	24 40
N 15 Los Angeles Rams	W	34 24
N 22 San Francisco 49ers	W	23 21
N 26 @ Detroit Lions	W	27 24
D 5 Green Bay Packers	L	3 17
D 13 Minnesota Vikings	L	14 41
	260	379

1965 (9-5, .643)

George S. Halas — Coach	Bears	Opp
S 19 @ San Francisco 49ers	L	24 52
S 25 @ Los Angeles Rams	L	29 30
O 3 @ Green Bay Packers	L	14 23
O 10 Los Angeles Rams	W	31 6
O 17 @ Minnesota Vikings	W	45 37
O 24 Detroit Lions	W	38 10
O 31 Green Bay Packers	W	31 10
N 7 Baltimore Colts	L	21 26
N 14 St. Louis Cardinals	W	34 13
N 21 @ Detroit Lions	W	17 10
N 28 @ New York Giants	W	35 14
D 5 @ Baltimore Colts	W	13 10
D 12 San Francisco 49ers	W	61 20
D 19 Minnesota Vikings	L	17 24
	409	275

BEARS ALL-TIME RESULTS

1966 (5-7-2, .417)

George S. Halas — Coach	Bears	Opp
S 11 @ Detroit Lions	L	3 14
S 15 @ Los Angeles Rams	L	17 31
O 2 @ Minnesota Vikings	W	13 10
O 9 Baltimore Colts	W	27 17
O 16 Green Bay Packers	L	0 17
O 23 Los Angeles Rams	W	17 10
O 31 @ St. Louis Cardinals	L	17 24
N 6 Detroit Lions	T	10 10
N 13 San Francisco 49ers	T	30 30
N 20 @ Green Bay Packers	L	6 13
N 27 Atlanta Falcons	W	23 6
D 4 @ Baltimore Colts	L	16 21
D 11 @ San Francisco 49ers	L	14 41
D 18 Minnesota Vikings	W	41 28
	234	272

1967 (7-6-1, .538)

George S. Halas — Coach	Bears	Opp
S 17 @ Pittsburgh Steelers	L	13 41
S 24 @ Green Bay Packers	L	10 13
O 1 @ Minnesota Vikings	W	17 7
O 8 Baltimore Colts	L	3 24
O 15 Detroit Lions	W	14 13
O 22 @ Cleveland Browns	L	0 24
O 29 Los Angeles Rams	L	17 28
N 5 @ Detroit Lions	W	27 13
N 12 New York Giants	W	34 7
N 19 St. Louis Cardinals	W	30 3
N 26 Green Bay Packers	L	13 17
D 3 @ San Francisco 49ers	W	28 14
D 10 Minnesota Vikings	T	10 10
D 17 @ Atlanta Falcons	W	23 14
	239	218

1968 (7-7, .500)

Jim Dooley — Coach	Bears	Opp
S 15 Washington Redskins	L	28 38
S 22 @ Detroit Lions	L	0 42
S 29 @ Minnesota Vikings	W	27 17
O 6 @ Baltimore Colts	L	7 28
O 13 Detroit Lions	L	10 28
O 20 @ Philadelphia Eagles	W	29 16
O 27 Minnesota Vikings	W	26 24
N 3 @ Green Bay Packers	W	13 10
N 10 San Francisco 49ers	W	27 19
N 17 Atlanta Falcons	L	13 16
N 24 Dallas Cowboys	L	3 34
D 1 @ New Orleans Saints	W	23 17
D 8 @ Los Angeles Rams	W	17 16
D 15 Green Bay Packers	L	27 28
	250	333

1969 (1-13, .071)

Jim Dooley — Coach	Bears	Opp
S 21 @ Green Bay Packers	L	0 17
S 28 @ St. Louis Cardinals	L	17 20
O 5 @ New York Giants	L	24 28
O 12 Minnesota Vikings	L	0 31
O 19 @ Detroit Lions	L	7 13
O 26 Los Angeles Rams	L	7 9
N 2 @ Minnesota Vikings	L	14 31
N 9 Pittsburgh Steelers	W	38 7
N 16 @ Atlanta Falcons	L	31 48
N 23 Baltimore Colts	L	21 24
N 30 Cleveland Browns	L	24 28
D 6 @ San Francisco 49ers	L	21 42
D 14 Green Bay Packers	L	3 21
D 21 Detroit Lions	L	3 20
	210	339

1970 (6-8, .428)

Jim Dooley — Coach	Bears	Opp
S 19 @ New York Giants	W	24 16
S 27 Philadelphia Eagles	W	20 16
O 5 @ Detroit Lions	L	14 28
O 11 Minnesota Vikings	L	0 24
O 18 San Diego Chargers	L	7 23
O 25 Detroit Lions	L	10 16
N 1 @ Atlanta Falcons	W	23 14
N 8 San Francisco 49ers	L	16 37
N 15 @ Green Bay Packers	L	19 20
N 22 Buffalo Bills	W	31 13
N 29 @ Baltimore Colts	L	20 21
D 5 @ Minnesota Vikings	L	13 16
D 13 Green Bay Packers	W	35 17
D 20 @ New Orleans Saints	W	24 3
	256	261

**** Bears move to Soldier Field ****

1971 (6-8, .428)

Jim Dooley — Coach	Bears	Opp
S 19 Pittsburgh Steelers	W	17 15
S 26 @ Minnesota Vikings	W	20 17
O 3 @ Los Angeles Rams	L	3 17
O 10 New Orleans Saints	W	35 14
O 17 @ San Francisco 49ers	L	0 13
O 24 @ Detroit Lions	W	28 23
O 31 Dallas Cowboys	W	23 19
N 7 Green Bay Packers	L	14 17
N 14 Washington Redskins	W	16 15
N 21 Detroit Lions	L	3 28
N 29 @ Miami Dolphins	L	3 34
D 5 @ Denver Broncos	L	3 6
D 12 @ Green Bay Packers	L	10 31
D 19 Minnesota Vikings	L	10 27
	185	276

1972 (4-9-1, .307)

Abe Giron — Coach	Bears	Opp
S 17 Atlanta Falcons	L	21 37
S 24 Los Angeles Rams	T	13 13
O 1 Detroit Lions	L	24 38
O 8 @ Green Bay Packers	L	17 20
O 15 @ Cleveland Browns	W	17 0
O 23 Minnesota Vikings	W	13 10
O 29 @ St. Louis Cardinals	W	27 10
N 5 @ Detroit Lions	L	0 14
N 12 Green Bay Packers	L	17 23
N 19 San Francisco 49ers	L	21 34
N 26 Cincinnati Bengals	L	3 13
D 3 @ Minnesota Vikings	L	10 23
D 10 @ Philadelphia Eagles	W	21 12
D 17 @ Oakland Raiders	L	21 28
	225	275

1973 (3-11, .214)

Abe Giron — Coach	Bears	Opp
S 16 Dallas Cowboys	L	17 20
S 23 Minnesota Vikings	L	13 22
S 30 @ Denver Broncos	W	33 14
O 7 @ New Orleans Saints	L	16 21
O 14 @ Atlanta Falcons	L	6 46
O 21 New England Patriots	L	10 13
O 28 Houston Oilers	W	35 14
N 4 @ Green Bay Packers	W	31 17
N 12 @ Kansas City Chiefs	L	7 19
N 18 Detroit Lions	L	7 30
N 25 @ Minnesota Vikings	L	19 31
D 2 Los Angeles Rams	L	0 26
D 9 @ Detroit Lions	L	7 40
D 16 Green Bay Packers	L	0 21
	195	334

1974 (4-10, .286)

Abe Giron — Coach	Bears	Opp
S 15 Detroit Lions	W	17 9
S 22 New York Jets	L	21 23
S 29 @ Minnesota Vikings	L	7 11
O 6 New Orleans Saints	W	24 10
O 13 @ Atlanta Falcons	L	10 13
O 21 Green Bay Packers	W	10 9
O 27 @ Buffalo Bills	L	6 16
N 3 Minnesota Vikings	L	0 17
N 10 @ Green Bay Packers	L	3 20
N 17 San Francisco 49ers	L	0 34
N 24 @ Detroit Lions	L	17 34
D 1 New York Giants	W	16 13
D 8 @ San Diego Chargers	L	21 28
D 15 @ Washington Redskins	L	0 42
	152	279

1975 (4-10, .286)

Jack Pardee — Coach	Bears	Opp
S 21 Baltimore Colts	L	7 35
S 28 Philadelphia Eagles	W	15 13
O 5 @ Minnesota Vikings	L	3 28
O 12 @ Detroit Lions	L	7 27
O 19 @ Pittsburgh Steelers	L	3 34
O 27 Minnesota Vikings	L	9 13
N 2 Miami Dolphins	L	13 46
N 9 Green Bay Packers	W	27 14
N 16 @ San Francisco 49ers	L	3 31
N 23 @ Los Angeles Rams	L	10 38
N 30 @ Green Bay Packers	L	7 28
D 7 Detroit Lions	W	25 21
D 14 St. Louis Cardinals	L	20 34
D 21 @ New Orleans Saints	W	42 17
	191	379

1976 (7-7, .500)

Jack Pardee — Coach	Bears	Opp
S 12 Detroit Lions	W	10 3
S 19 @ San Francisco 49ers	W	19 12
S 26 Atlanta Falcons	L	0 10
O 3 Washington Redskins	W	33 7
O 10 @ Minnesota Vikings	L	19 20
O 17 @ Los Angeles Rams	L	12 20
O 24 @ Dallas Cowboys	L	21 31
O 31 Minnesota Vikings	W	14 13
N 7 Oakland Raiders	L	27 28
N 14 Green Bay Packers	W	24 13
N 21 @ Detroit Lions	L	10 14
N 28 @ Green Bay Packers	W	16 10
D 5 @ Seattle Seahawks	W	34 7
D 12 Denver Broncos	L	14 28
	253	216

1977 (9-5, .643)

Jack Pardee — Coach	Bears	Opp
S 18 Detroit Lions	W	30 20
S 25 @ St. Louis Cardinals	L	13 16
O 2 New Orleans Saints	L	24 42
O 10 Los Angeles Rams	W	24 23
O 16 @ Minnesota Vikings	L	16 22
O 23 Atlanta Falcons	L	10 16
O 30 @ Green Bay Packers	W	26 0
N 6 @ Houston Oilers	L	0 47
N 13 Kansas City Chiefs	W	28 27
N 20 Minnesota Vikings	W	10 7
N 24 @ Detroit Lions	W	31 14
D 4 @ Tampa Bay Buccaneers	W	10 0
D 11 Green Bay Packers	W	21 10
D 18 @ New York Giants	W	12 9
	255	253

PLAYOFFS

D 26 @ Dallas Cowboys	L	7 37
-----------------------	---	------

+ Indicates overtime

BEARS ALL-TIME RESULTS

1978 (7-9, .438)

Neill Armstrong — Coach	Bears	Opp
S 3 St. Louis Cardinals	W	17 10
S 10 @ San Francisco 49ers	W	16 13
S 17 @ Detroit Lions	W	19 0
S 25 Minnesota Vikings	L	20 24
O 1 Oakland Raiders	L	19 25
O 8 @ Green Bay Packers	L	14 24
O 16 @ Denver Broncos	L	7 16
O 22 @ Tampa Bay Bucs	L	19 33
O 29 Detroit Lions	L	17 21
N 5 Seattle Seahawks	L	29 31
N 12 @ Minnesota Vikings	L	14 17
N 19 Atlanta Falcons	W	13 7
N 26 Tampa Bay Bucs	W	14 3
O 4 @ San Diego Chargers	L	7 40
O 10 Green Bay Packers	W	14 0
O 16 @ Washington Redskins	W	14 10
	253	274

1979 (10-6, .625)

Neill Armstrong — Coach	Bears	Opp
S 2 Green Bay Packers	W	6 3
S 9 Minnesota Vikings	W	26 7
S 16 @ Dallas Cowboys	L	20 24
S 23 @ Miami Dolphins	L	16 31
S 30 Tampa Bay Bucs	L	13 17
O 7 @ Buffalo Bills	W	7 0
O 14 New England Patriots	L	7 27
O 21 @ Minnesota Vikings	L	27 30
O 28 @ San Francisco 49ers	W	28 27
N 4 Detroit Lions	W	35 7
N 11 Los Angeles Rams	W	27 23
N 18 New York Jets	W	23 13
N 22 @ Detroit Lions	L	0 20
D 2 @ Tampa Bay Bucs	W	14 0
D 9 @ Green Bay Packers	W	15 14
D 16 St. Louis Cardinals	W	42 6
	306	243

PLAYOFFS

D 23 @ Philadelphia Eagles	L	17 27
----------------------------	---	-------

1980 (7-9, .438)

Neill Armstrong — Coach	Bears	Opp
S 7 @ Green Bay Packers	L	6 12
S 14 New Orleans Saints	W	22 3
S 21 Minnesota Vikings	L	14 34
S 28 @ Pittsburgh Steelers	L	3 38
O 6 Tampa Bay Bucs	W	23 0
O 12 @ Minnesota Vikings	L	7 13
O 19 Detroit Lions	W	24 7
O 26 @ Philadelphia Eagles	L	14 17
N 3 @ Cleveland Browns	L	21 27
N 9 Washington Redskins	W	35 21
N 16 Houston Oilers	L	6 10
N 23 @ Atlanta Falcons	L	17 28
N 27 @ Detroit Lions	W	23 17
D 7 Green Bay Packers	W	61 7
D 14 Cincinnati Bengals	L	14 17
D 20 @ Tampa Bay Bucs	W	14 13
	304	264

1981 (6-10, .375)

Neill Armstrong — Coach	Bears	Opp
S 6 Green Bay Packers	L	9 16
S 13 @ San Francisco 49ers	L	17 28
S 20 Tampa Bay Bucs	W	28 17
S 28 Los Angeles Rams	L	7 24
O 4 @ Minnesota Vikings	L	21 24
O 11 Washington Redskins	L	7 24
O 19 @ Detroit Lions	L	17 48
O 25 San Diego Chargers	W	20 17
N 1 @ Tampa Bay Bucs	L	10 20
N 8 @ Kansas City Chiefs	W	16 13
N 15 @ Green Bay Packers	L	17 21
N 22 Detroit Lions	L	7 23
N 26 @ Dallas Cowboys	L	9 10
D 6 Minnesota Vikings	W	10 9
D 13 @ Oakland Raiders	W	23 6
D 20 Denver Broncos	W	35 24
	253	324

1982 (3-6, .333)

Mike Ditka — Coach	Bears	Opp
S 12 @ Detroit Lions	L	10 17
S 19 New Orleans Saints	L	0 10
N 21 Detroit Lions	W	20 17
N 28 @ Minnesota Vikings	L	7 35
D 5 New England Patriots	W	26 13
D 12 @ Seattle Seahawks	L	14 20
D 19 St. Louis Cardinals	L	7 10
D 26 @ Los Angeles Rams	W	34 26
J 2 @ Tampa Bay Bucs	L	23 26
	141	174

1983 (8-8, .500)

Mike Ditka — Coach	Bears	Opp
S 4 Atlanta Falcons	L	17 20
S 11 Tampa Bay Bucs	W	17 10
S 18 @ New Orleans Saints	L	31 34
S 25 @ Baltimore Colts	L	19 22
O 2 Denver Broncos	W	13 14
O 9 Minnesota Vikings	L	14 23
O 16 @ Detroit Lions	L	17 31
O 23 @ Philadelphia Eagles	W	7 6
O 30 Detroit Lions	L	17 38
N 6 @ Los Angeles Rams	L	14 21
N 13 Philadelphia Eagles	W	17 14
N 20 @ Tampa Bay Bucs	W	27 0
N 27 San Francisco 49ers	W	13 3
D 4 @ Green Bay Packers	L	28 31
D 11 @ Minnesota Vikings	W	19 13
D 18 Green Bay Packers	W	23 21
	311	301

1984 (10-6, .625)

Mike Ditka — Coach	Bears	Opp
S 2 Tampa Bay Bucs	W	34 14
S 9 Denver Broncos	W	27 0
S 16 @ Green Bay Packers	W	9 7
S 23 @ Seattle Seahawks	L	9 38
S 30 Dallas Cowboys	L	14 23
O 7 New Orleans Saints	W	20 7
O 14 @ St. Louis Cardinals	L	21 38
O 21 @ Tampa Bay Bucs	W	44 9
O 28 Minnesota Vikings	W	16 7
N 4 Los Angeles Raiders	W	17 6
N 11 @ Los Angeles Rams	L	13 29
N 18 Detroit Lions	W	16 14
N 25 @ Minnesota Vikings	W	34 3
D 3 @ San Diego Chargers	L	7 20
D 9 Green Bay Packers	L	14 20
D 16 @ Detroit Lions	W	30 13
	325	248

PLAYOFFS

D 30 @ Washington Redskins	W	23 19
J 6 @ San Francisco 49ers	L	0 23

1985 (15-1, .938)

Mike Ditka — Coach	Bears	Opp
S 8 Tampa Bay Bucs	W	38 28
S 15 New England Patriots	W	20 7
S 19 @ Minnesota Vikings	W	33 24
S 29 Washington Redskins	W	45 10
O 6 @ Tampa Bay Bucs	W	27 19
O 13 @ San Francisco 49ers	W	26 10
O 21 Green Bay Packers	W	23 7
O 27 Minnesota Vikings	W	27 9
N 3 @ Green Bay Packers	W	16 10
N 10 Detroit Lions	W	24 3
N 17 @ Dallas Cowboys	W	44 0
N 24 Atlanta Falcons	W	36 0
D 2 @ Miami Dolphins	L	24 38
D 8 Indianapolis Colts	W	17 10
D 14 @ New York Jets	W	19 6
D 22 @ Detroit Lions	W	37 17
	456	198

PLAYOFFS

J 5 New York Giants	W	21 0
J 12 Los Angeles Rams	W	24 0
J 26 New England Patriots (at New Orleans)	W	46 10

1986 (14-2, .875)

Mike Ditka — Coach	Bears	Opp
S 7 Cleveland Browns	W	41 31
S 14 Philadelphia Eagles	W	13 10
S 22 @ Green Bay Packers	W	25 12
S 28 @ Cincinnati Bengals	W	44 7
O 5 Minnesota Vikings	W	23 0
O 12 @ Houston Oilers	W	20 7
O 19 @ Minnesota Vikings	L	7 23
O 26 Detroit Lions	W	13 7
N 3 Los Angeles Rams	L	17 20
N 9 @ Tampa Bay Bucs	W	23 3
N 16 @ Atlanta Falcons	W	13 10
N 23 Green Bay Packers	W	12 10
N 30 Pittsburgh Steelers	W	13 10
D 7 Tampa Bay Bucs	W	48 14
D 15 @ Detroit Lions	W	16 13
D 21 @ Dallas Cowboys	W	24 10
	352	187

PLAYOFFS

J 3 Washington Redskins	L	13 27
-------------------------	---	-------

* Indicates overtime

BEARS ALL-TIME RESULTS

1987 (11-4, .733)

Mike Ditka — Coach	Bears	Opp
S 14 New York Giants	W	34 19
S 20 Tampa Bay Bucs	W	20 3
S 27 @ Detroit Lions	Cancelled	
O 4 @ Philadelphia Eagles	W	35 3
O 11 Minnesota Vikings	W	27 7
O 18 New Orleans Saints	L	17 19
O 25 @ Tampa Bay Bucs	W	27 26
N 1 Kansas City Chiefs	W	31 28
N 8 @ Green Bay Packers	W	26 24
N 16 @ Denver Broncos	L	29 31
N 22 Detroit Lions	W	30 10
N 29 Green Bay Packers	W	23 10
D 6 @ Minnesota Vikings	W	30 24
D 14 @ San Francisco 49ers	L	0 41
D 20 Seattle Seahawks	L	21 34
D 27 @ Los Angeles Raiders	W	6 3
	356	282

PLAYOFFS

J 10 Washington Redskins	L	17 21
--------------------------	---	-------

Italicized games are strike contests

1988 (12-4, .750)

Mike Ditka — Coach	Bears	Opp
S 4 Miami Dolphins	W	34 7
S 11 @ Indianapolis Colts	W	17 13
S 19 Minnesota Vikings	L	7 31
S 25 @ Green Bay Packers	W	24 6
O 2 Buffalo Bills	W	24 3
O 9 @ Detroit Lions	W	24 7
O 16 Dallas Cowboys	W	17 7
O 24 San Francisco 49ers	W	10 9
O 30 @ New England Patriots	L	7 30
N 6 Tampa Bay Bucs	W	28 10
N 13 @ Washington Redskins	W	34 14
N 20 @ Tampa Bay Bucs	W	27 15
N 27 Green Bay Packers	W	16 0
D 5 @ Los Angeles Rams	L	3 23
D 11 Detroit Lions	W	13 12
D 19 @ Minnesota Vikings	L	27 28
	312	215

PLAYOFFS

D 31 Philadelphia Eagles	W	20 12
J 8 San Francisco 49ers	L	3 28

1989 (6-10, .375)

Mike Ditka — Coach	Bears	Opp
S 10 Cincinnati Bengals	W	17 14
S 17 Minnesota Vikings	W	38 7
S 24 @ Detroit Lions	W	47 27
O 2 Philadelphia Eagles	W	27 13
O 8 @ Tampa Bay Bucs	L	35 42
O 15 Houston Oilers	L	28 33
O 23 @ Cleveland Browns	L	7 27
O 29 Los Angeles Rams	W	20 10
N 5 @ Green Bay Packers	L	13 14
N 12 @ Pittsburgh Steelers	W	20 0
N 19 Tampa Bay Bucs	L	31 32
N 26 @ Washington Redskins	L	14 38
D 3 @ Minnesota Vikings	L	16 27
D 10 Detroit Lions	L	17 27
D 17 Green Bay Packers	L	28 40
D 24 @ San Francisco 49ers	L	0 26
	358	377

* Instant Replay Game

1990 (11-5, .688)

Mike Ditka — Coach	Bears	Opp
S 9 Seattle Seahawks	W	17 0
S 16 @ Green Bay Packers	W	31 13
S 23 Minnesota Vikings	W	19 16
S 30 @ Los Angeles Raiders	L	10 24
O 7 Green Bay Packers	W	27 13
O 14 Los Angeles Rams	W	38 9
O 21 Bye Week		
O 28 @ Phoenix Cardinals	W	31 21
N 4 @ Tampa Bay Bucs	W	26 6
N 11 Atlanta Falcons	W	30 24
N 18 @ Denver Broncos	W	16 13
N 25 @ Minnesota Vikings	L	13 41
D 2 Detroit Lions	W	23 17
D 9 @ Washington Redskins	L	9 10
D 16 @ Detroit Lions	L	21 38
D 23 Tampa Bay Bucs	W	27 14
D 29 Kansas City Chiefs	L	10 21
	348	280

PLAYOFFS

J 6 New Orleans Saints	W	16 6
J 13 @ New York Giants	L	3 31

1991 (11-5, .688)

Mike Ditka — Coach	Bears	Opp
S 1 Minnesota Vikings	W	10 6
S 8 @ Tampa Bay Bucs	W	21 20
S 15 New York Giants	W	20 17
S 23 New York Jets	W	19 13
S 29 @ Buffalo Bills	L	20 35
O 6 Washington Redskins	L	7 20
O 13 Bye Week		
O 17 @ Green Bay Packers	W	10 0
O 27 @ New Orleans Saints	W	20 17
N 3 Detroit Lions	W	20 10
N 11 @ Minnesota Vikings	W	34 17
N 17 @ Indianapolis Colts	W	31 17
N 24 Miami Dolphins	L	13 16
N 28 @ Detroit Lions	L	6 16
D 8 Green Bay Packers	W	27 13
D 15 Tampa Bay Bucs	W	27 0
D 23 @ San Francisco 49ers	L	14 52
	299	269

PLAYOFFS

D 29 Dallas Cowboys	L	13 17
---------------------	---	-------

1992 (5-11, .313)

Mike Ditka — Coach	Bears	Opp
S 6 Detroit Lions	W	27 24
S 13 @ New Orleans Saints	L	6 28
S 21 New York Giants	L	14 27
S 27 Atlanta Falcons	W	41 31
O 4 @ Minnesota Vikings	L	20 21
O 11 Bye Week		
O 18 Tampa Bay Bucs	W	31 14
O 25 @ Green Bay Packers	W	30 10
N 2 Minnesota Vikings	L	10 38
N 8 Cincinnati Bengals	L	28 31
N 15 @ Tampa Bay Bucs	L	17 20
N 22 Green Bay Packers	L	3 17
N 29 @ Cleveland Browns	L	14 27
D 7 @ Houston Oilers	L	7 24
D 13 Pittsburgh Steelers	W	30 6
D 20 @ Detroit Lions	L	3 16
D 27 @ Dallas Cowboys	L	14 27
	295	361

* Indicates overtime

1993 (7-9, .438)

Dave Wannstedt — Coach	Bears	Opp
S 5 New York Giants	L	20 26
S 12 @ Minnesota Vikings	L	7 10
S 19 Bye Week		
S 26 Tampa Bay Bucs	W	47 17
O 3 Atlanta Falcons	W	6 0
O 10 @ Philadelphia Eagles	W	17 6
O 17 Bye Week		
O 25 Minnesota Vikings	L	12 19
O 31 @ Green Bay Packers	L	3 17
N 7 Los Angeles Raiders	L	14 16
N 14 @ San Diego Chargers	W	16 13
N 21 @ Kansas City Chiefs	W	19 17
N 25 @ Detroit Lions	W	10 6
D 5 Green Bay Packers	W	30 17
D 12 @ Tampa Bay Bucs	L	10 13
D 18 Denver Broncos	L	3 13
D 26 Detroit Lions	L	14 20
J 2 @ Los Angeles Rams	L	6 20
	234	230

1994 (9-7, .563)

Dave Wannstedt — Coach	Bears	Opp
S 4 Tampa Bay Bucs	W	21 9
S 12 @ Philadelphia Eagles	L	22 30
S 18 Minnesota Vikings	L	14 42
S 25 @ New York Jets	W	19 7
O 2 Buffalo Bills	W	20 13
O 9 New Orleans Saints	W	17 7
O 16 Bye Week		
O 23 @ Detroit Lions	L	16 21
O 31 Green Bay Packers	L	6 33
N 6 @ Tampa Bay Bucs	W	20 6
N 13 @ Miami Dolphins	W	17 14
N 20 Detroit Lions	W	20 10
N 27 @ Arizona Cardinals	W	19 16
D 1 @ Minnesota Vikings	L	27 33
D 11 @ Green Bay Packers	L	3 40
D 18 Los Angeles Rams	W	27 13
D 24 New England Patriots	L	3 13
	271	307

PLAYOFFS

J 1 @ Minnesota Vikings	W	35 18
J 7 @ San Francisco 49ers	L	15 44

1995 (9-7, .563)

Dave Wannstedt — Coach	Bears	Opp
S 3 Minnesota Vikings	W	31 14
S 11 Green Bay Packers	L	24 27
S 17 @ Tampa Bay Bucs	W	25 6
S 24 @ St. Louis Rams	L	28 34
O 1 Bye Week		
O 8 Carolina Panthers	W	31 27
O 15 @ Jacksonville Jaguars	W	30 27
O 22 Houston Oilers	W	35 32
O 30 @ Minnesota Vikings	W	14 6
N 5 Pittsburgh Steelers	L	34 37
N 12 @ Green Bay Packers	L	28 35
N 19 Detroit Lions	L	17 24
N 26 @ New York Giants	W	27 24
D 4 @ Detroit Lions	L	7 27
D 10 @ Cincinnati Bengals	L	10 16
D 17 Tampa Bay Bucs	W	31 10
D 24 Philadelphia Eagles	W	20 14
	392	360

STADIUM CODES

A	Atlanta Fulton Co. Stadium	3-4	HG	Hagermeier Park, Green Bay		PI	Forbes Field, Pittsburgh	6-2-1
AK	Akron Rubber Bowl		I	RCA Dome, Indianapolis	2-0	PO	Portsmouth, OH	1-2-1
AN	Anaheim Stadium	1-4	IL	University of Illinois, Champaign		RO	Rock Island, IL	
B	Memorial Stadium, Baltimore	6-11	JR	Joe Robbie Stadium, Miami	1-0	S	Soldier Field, Chicago	123-75-1
BF	Rich Stadium, Buffalo	1-2	JX	Jacksonville Municipal Stadium, FL	1-0	SC	University of South Carolina	
BK	Baker Bowl, Philadelphia	1-0-1	KC	Arrowhead Stadium, Kansas City	2-1	SD	Jack Murphy Stadium, San Diego	1-3
BO	Fenway Park, Boston	3-0-1	KZ	Kezar Stadium, San Francisco	8-10	SE	Kingdome, Seattle	1-2
BR	Ebbets Field, Brooklyn		LA	Memorial Coliseum, Los Angeles	14-12-1	SF	Candlestick Park, San Francisco	4-7
C	Carolina's Stadium, Charlotte, NC	6-0	LM	Lambeau Field, Green Bay	13-16	SH	Shibe Park, Philadelphia	1-1
CI	Riverfront Stadium, Cincinnati	1-1	LN	Wembley Stadium, London		SI	Staten Island, NY	1-4
CL	Cleveland Stadium	6-9	M	Metrodome, Minneapolis	6-8	SL	Busch Stadium, St. Louis	1-5
CM	Comiskey Park, Chicago	13-10	MI	Orange Bowl, Miami	0-3	SP	Joe Alb Stadium, Spokane, WA	
CN	Fawcett Stadium, Canton, OH		ML	County Stadium, Milwaukee	0-1	SW	Ullevi Stadium, Sweden	
CR	Crosley Field, Cincinnati		MN	Metropolitan Stadium, Minneapolis	8-13	TB	Tampa Stadium	13-6
CS	Chicago Stadium	1-0	MP	Mills Park, Chicago	0-0-1	TL	Tulane Stadium, New Orleans	2-0
D	Briggs (Tiger) Stadium, Detroit	21-18	ND	Notre Dame, IN		TM	Sun Devil Stadium, Tempe, AZ	2-0
DA	Cotton Bowl, Dallas	1-0	NE	Foxboro Stadium, MA	0-1	TR	Three Rivers Stadium, Pittsburgh	1-2
DC	RFK Stadium, Washington, DC	3-4	NJ	Meadowlands, East Rutherford, NJ	4-1	TX	Texas Stadium, Irving, TX	2-5
DN	Mile High Stadium, Denver	2-3	NO	Superdome, New Orleans	3-3	TW	Trans World Dome, St. Louis, MO	0-0
DS	Dyche Stadium, Northwestern Univ.	1-0	NP	Normal Park, Chicago	2-1	UD	University of Detroit Stadium	1-1
FB	Forbes Field, Pittsburgh	1-0	NY	Yankee Stadium, New York	2-2-1	V	Veterans Stadium, Philadelphia	4-3
FR	Franklin Field, Univ. of Penn.	1-1	O	Oakland-Alameda Co. Coliseum	1-1	W	Wrigley Field, Chicago	165-86-16
G	Olympic Stadium, Berlin, Germany		P	Pontiac Silverdome, Detroit	9-11	WA	Griffith Stadium, Washington, DC	5-4
GB	City Stadium, Green Bay	21-16-4	PG	Polo Grounds, New York	11-7-1			
H	Astrodome, Houston	1-2	PH	Metropolitan Stadium, Philadelphia	3-0			
FR	First Round Playoffs		CC	Conference Championship		mnl	Monday Night Football	
SR	Second Round Playoffs		NFL	NFL Title Game		thu	Thursday Night	
WC	Wild Card Game		SB	Super Bowl		thank	Thanksgiving Day	
WCR	Wild Card Round					sat	Saturday	
DP	Divisional Playoff		*	Overtime		sn	Sunday Night	

* pre-season games only

ARIZONA CARDINALS

W-54

L-25

T-6

For several years the Bears and Cardinals shared Wrigley Field and Comiskey Park.
 "H" designates the Bears as the home team; "V" designates the Bears as visitors.

1920 — Cardinals, 7-6 (H,NP)	1935 — Tie, 7-7 (H,W)	1949 — Bears, 17-7 (V,CM)
Staleys, 10-0 (V,W)	Bears, 13-0 (V,W)	Bears, 52-2 (H,W)
1921 — Tie, 0-0 (V,W)	1936 — Bears, 7-3 (H,W)	1950 — Bears, 27-6 (H,W)
1922 — Cardinals, 6-0 (V,CM) thank	Cardinals, 14-7 (V,W)	Cardinals, 20-10 (V,CM)
Cardinals, 9-0 (H,CM)	1937 — Bears, 16-7 (H,W)	1951 — Cardinals, 28-14 (V,CM)
1923 — Bears, 3-0 (H,W) thank	Bears, 42-28 (V,W)	Cardinals, 24-14 (H,W)
1924 — Bears, 6-0 (H,W)	1938 — Bears, 16-13 (V,S)	1952 — Cardinals, 21-10 (V,CM)
Bears, 21-0 (V,CM) thank	Bears, 34-28 (H,W)	Bears, 10-7 (H,W)
1925 — Cardinals, 9-0 (V,CM)	1939 — Bears, 44-7 (H,W)	1953 — Cardinals, 24-17 (H,W)
Tie, 0-0 (H,W) thank	Bears, 48-7 (V,CM)	1954 — Bears, 29-7 (V,CM)
1926 — Bears, 16-0 (V,W)	1940 — Cardinals, 21-7 (V,CM)	1955 — Cardinals, 53-14 (V,CM)
Bears, 10-0 (H,S)	Bears, 31-23 (H,W)	1956 — Bears, 10-3 (H,W)
Tie, 0-0 (H,W) thank	1941 — Bears, 53-7 (H,W)	1957 — Bears, 14-6 (V,CM)
1927 — Bears, 9-0 (V,NP)	Bears, 34-24 (V,CM)	1958 — Bears, 30-14 (H,W)
Cardinals, 3-0 (H,W) thank	1942 — Bears, 41-14 (H,W)	1959 — Bears, 31-7 (V,S)
1928 — Bears, 15-0 (V,NP)	Bears, 21-7 (V,CM)	1965 — Bears, 34-13 (W)
Bears, 34-0 (H,W) thank	1943 — Bears, 20-0 (H,W)	1966 — Cardinals, 24-17 (SL)
1929 — Tie, 0-0 (H,W)	Bears, 35-24 (V,CM)	1967 — Bears, 30-3 (W)
Cardinals, 40-6 (V,CM)thank	1944 — Bears, 34-7 (H,W)	1969 — Cardinals, 20-17 (SL)
1930 — Bears, 32-6 (V,CM)	Bears, 49-7 (V,FB)	1972 — Bears, 27-10 (SL)
Bears, 6-0 (H,W) thank	1945 — Cardinals, 16-7 (H,W)	1975 — Cardinals, 34-20 (S)
1931 — Bears, 26-13 (H,W)	Bears, 28-20 (V,CM)	1977 — Cardinals, 16-13 (SL)
Bears, 18-7 (V,W) thank	1946 — Bears, 34-17 (V,CM)	1978 — Bears, 17-10 (S)
1932 — Tie, 0-0 (H,W)	Cardinals, 35-28 (H,W)	1979 — Bears, 42-6 (S)
Bears, 34-0 (V,W) thank	1947 — Cardinals, 31-7 (V,CM)	1982 — Cardinals, 10-7 (S)
1933 — Bears, 12-9 (V,W)	Cardinals, 30-21 (H,W)	1984 — Cardinals, 38-21 (SL)
Bears, 22-6 (H,W) thank	1948 — Bears, 28-17 (V,CM)	1990 — Bears, 31-21 (TM)
1934 — Bears, 20-0 (H,W)	Cardinals, 24-21 (H,W)	1994 — Bears, 19-16 (TM) +
Bears, 17-6 (H,W)		

BEARS VS. THE NFL

ATLANTA FALCONS

1966 — Bears, 23-6 (W)
 1967 — Bears, 23-14 (A)
 1968 — Falcons, 16-13 (W)
 1969 — Falcons, 48-31 (A)
 1970 — Bears, 23-14 (A)
 1972 — Falcons, 37-21 (S)
 1973 — Falcons, 46-6 (A)

W-9

1974 — Falcons, 13-10 (A)
 1976 — Falcons, 10-0 (S)
 1977 — Falcons, 16-10 (S)
 1978 — Bears, 13-7 (S)
 1980 — Falcons, 28-17 (A)
 1983 — Falcons, 20-17 (S)
 1985 — Bears, 36-0 (S)

L-9

1986 — Bears, 13-10 (A)
 1990 — Bears, 30-24 (S)
 1992 — Bears, 41-31 (S)
 1993 — Bears, 6-0 (S)

BALTIMORE RAVENS

W-0

L-0

BUFFALO BILLS

1970 — Bears, 31-13 (W)
 1974 — Bills, 16-6 (BF)

W-4

1979 — Bears, 7-0 (BF)
 1988 — Bears, 24-3 (S)

L-2

1991 — Bills, 35-20 (BF)
 1994 — Bears, 20-13 (S)

CAROLINA PANTHERS

W-1

L-0

1995 — Bears, 31-27 (S)

CINCINNATI BENGALS

1972 — Bengals, 13-3 (S)
 1980 — Bengals, 17-14 (S) +

W-2

1986 — Bears, 44-7 (CI)
 1989 — Bears, 17-14 (S)

L-4

1992 — Bengals, 31-28 (S) + sn
 1995 — Bengals, 16-10 (CI)

CLEVELAND BROWNS

1951 — Browns, 42-21 (CL)
 1954 — Browns, 39-10 (W)
 1960 — Browns, 42-0 (CL)
 1961 — Bears, 17-14 (W)

W-3

1967 — Browns, 24-0 (CL)
 1969 — Browns, 28-24 (W)
 1972 — Bears, 17-0 (CL)
 1980 — Browns, 27-21 (CL) mnf

L-8

1986 — Bears, 41-31 (S)
 1989 — Browns, 27-7 (CL) mnf
 1992 — Browns, 27-14 (CL)

DALLAS COWBOYS

1960 — Bears, 17-7 (W)
 1962 — Bears, 34-33 (DA)
 1964 — Cowboys, 24-10 (W)
 1968 — Cowboys, 34-3 (W)
 1971 — Bears, 23-19 (S)
 1973 — Cowboys, 20-17 (S)

W-6

1976 — Cowboys, 31-21 (TX)
 1977 — Cowboys, 37-7 (TX) WC
 1979 — Cowboys, 24-20 (TX)
 1981 — Cowboys, 10-9 (TX) thank
 1984 — Cowboys, 23-14 (S)
 1985 — Bears, 44-0 (TX)

L-10

1986 — Bears, 24-10 (TX)
 1988 — Bears, 17-7 (S)
 1991 — Cowboys, 17-13 (S) FR
 1992 — Cowboys, 27-14 (TX)
 1996 —

DENVER BRONCOS

1971 — Broncos, 6-3 (DN)
 1973 — Bears, 33-14 (DN)
 1976 — Broncos, 28-14 (S)
 1978 — Broncos, 16-7 (DN) mnf

W-5

1981 — Bears, 35-24 (S)
 1983 — Bears, 31-14 (S)
 1984 — Bears, 27-0 (S)
 1987 — Broncos, 31-29 (DN) mnf

L-5

1990 — Bears, 16-13 (DN) +
 1993 — Broncos, 13-3 (S) sat
 1996 —

Win-loss record includes playoff games.

BEARS VS. THE NFL

DETROIT LIONS

1930 — Spartans, 7-6 (PO)
Bears, 14-6 (W)
1931 — Bears, 9-6 (W)
Spartans, 3-0 (PO)
1932 — Tie, 13-13 (W)
Tie, 7-7 (PO)
Bears, 9-0 (CS) NFL
1933 — Bears, 17-14 (W)
Bears, 17-7 (PO)
1934 — Bears, 19-16 (UD)
Bears, 10-7 (W) thank
1935 — Tie, 20-20 (W)
Lions, 14-2 (D) thank
1936 — Bears, 12-10 (W)
Lions, 13-7 (D) thank
1937 — Bears, 28-20 (W)
Bears, 13-0 (D) thank
1938 — Lions, 13-7 (W)
Lions, 14-7 (D) thank
1939 — Lions, 10-0 (W)
Bears, 23-13 (D)
1940 — Bears, 7-0 (W)
Lions, 17-14 (UD)
1941 — Bears, 49-0 (W)
Bears, 24-7 (D)
1942 — Bears, 16-0 (W)
Bears, 42-0 (D)
1943 — Bears, 27-21 (D)
Bears, 35-14 (W)
1944 — Tie, 21-21 (W)
Lions, 41-21 (D)
1945 — Lions, 16-10 (D)
Lions, 35-28 (W)
1946 — Bears, 42-6 (W)
Bears, 45-24 (D)
1947 — Bears, 33-24 (W)
Bears, 34-14 (D) thank
1948 — Bears, 28-0 (W)
Bears, 42-14 (D)
1949 — Bears, 27-24 (W)
Bears, 28-7 (D) thank
1950 — Bears, 35-21 (D)
Bears, 6-3 (W)
1951 — Bears, 28-23 (D)
Lions, 41-28 (W)
1952 — Bears, 24-23 (W)
Lions, 45-21 (D)

W-75

1953 — Lions, 20-16 (W)
Lions, 13-7 (D)
1954 — Lions, 48-23 (D)
Bears, 28-24 (W)
1955 — Bears, 24-14 (D)
Bears, 21-20 (W)
1956 — Lions, 42-10 (D)
Bears, 38-21 (W)
1957 — Bears, 27-7 (D)
Lions, 21-13 (W)
1958 — Bears, 20-7 (D)
Bears, 21-16 (W)
1959 — Bears, 24-14 (D)
Bears, 25-14 (W)
1960 — Bears, 28-7 (W)
Lions, 36-0 (D)
1961 — Bears, 31-17 (D)
Lions, 16-15 (W)
1962 — Lions, 11-3 (D)
Bears, 3-0 (W)
1963 — Bears, 37-21 (D)
Bears, 24-14 (W)
1964 — Lions, 10-0 (W)
Bears, 27-24 (D) thank
1965 — Bears, 38-10 (W)
Bears, 17-10 (D)
1966 — Lions, 14-3 (D)
Tie, 10-10 (W)
1967 — Bears, 14-3 (W)
Bears, 27-13 (D)
1968 — Lions, 42-0 (D)
Lions, 28-10 (W)
1969 — Lions, 13-7 (D)
Lions, 20-3 (W)
1970 — Lions, 28-14 (D) mnf
Lions, 16-10 (W)
1971 — Bears, 28-23 (D)
Lions, 28-3 (S)
1972 — Lions, 14-0 (D)
Lions, 38-24 (S)
1973 — Lions, 30-7 (S)
Lions, 40-7 (D)
1974 — Bears, 17-9 (S)
Lions, 34-17 (D)
1975 — Lions, 27-7 (P)
Bears, 25-21 (S)

L-52

T-5

1976 — Bears, 10-3 (S)
Lions, 14-10 (P)
1977 — Bears, 30-20 (S)
Bears, 31-14 (P) thank
1978 — Bears, 19-0 (P)
Lions, 21-17 (S)
1979 — Bears, 35-7 (S)
Lions, 20-0 (P) thank
1980 — Bears, 24-7 (S)
Bears, 23-17 (P) + thank
1981 — Lions, 48-17 (P) mnf
Lions, 23-7 (S)
1982 — Lions, 17-10 (P)
Bears, 20-17 (S)
1983 — Lions, 31-17 (P)
Lions, 38-17 (S)
1984 — Bears, 16-14 (S)
Bears, 30-13 (P)
1985 — Bears, 24-3 (S)
Bears, 37-17 (P)
1986 — Bears, 13-7 (S)
Bears, 16-13 (P) mnf
1987 — Bears, 30-10 (S)
(2nd game cancelled)
1988 — Bears, 24-7 (P)
Bears, 13-12 (S)
1989 — Bears, 47-27 (P)
Lions, 27-17 (S)
1990 — Bears, 23-17 (S) +
Lions, 38-21 (P)
1991 — Bears, 20-10 (S)
Lions, 16-6 (P) thank
1992 — Bears, 27-24 (S)
Lions, 16-3 (P)
1993 — Bears, 10-6 (P) thank
Lions, 20-14 (S)
1994 — Lions, 21-16 (P)
Bears, 20-10 (S)
1995 — Lions, 24-17 (S)
Lions, 27-7 (P) mnf
1996 —

DID YOU KNOW?

Only one runningback has ever gained 1,000 yards against the Bears . . . Barry Sanders who has 1,203 yards in 13 games against Chicago.

BEARS VS. THE NFL

GREEN BAY PACKERS

1921 — Staleys, 20-0 (W)
 1923 — Bears, 3-0 (GB)
 1924 — Bears, 3-0 (W)
 1925 — Packers, 14-10 (GB)
 Bears, 21-0 (W)
 1926 — Tie, 6-6 (GB)
 Bears, 19-13 (W)
 Tie, 3-3 (W)
 1927 — Bears, 7-6 (GB)
 Bears, 14-6 (W)
 1928 — Tie, 12-12 (GB)
 Packers, 16-6 (W)
 Packers, 6-0 (W)
 1929 — Packers, 23-0 (GB)
 Packers, 14-0 (W)
 Packers, 25-0 (W)
 1930 — Packers, 7-0 (GB)
 Packers, 13-12 (W)
 Bears, 21-0 (W)
 1931 — Packers, 7-0 (GB)
 Packers, 6-2 (W)
 Bears, 7-6 (W)
 1932 — Tie, 0-0 (GB)
 Packers, 2-0 (W)
 Bears, 9-0 (W)
 1933 — Bears, 14-7 (GB)
 Bears, 10-7 (W)
 Bears, 7-6 (W)
 1934 — Bears, 24-10 (GB)
 Bears, 27-14 (W)
 1935 — Packers, 7-0 (GB)
 Packers, 17-14 (W)
 1936 — Bears, 30-3 (GB)
 Packers, 21-10 (W)
 1937 — Bears, 14-2 (GB)
 Packers, 24-14 (W)
 1938 — Bears, 2-0 (GB)
 Packers, 24-17 (W)
 1939 — Packers, 21-16 (GB)
 Bears, 30-27 (W)
 1940 — Bears, 41-10 (GB)
 Bears, 14-7 (W)
 1941 — Bears, 25-17 (GB)
 Packers, 16-14 (W)
Bears, 33-14 (W) CC
 1942 — Bears, 44-28 (GB)
 Bears, 38-7 (W)
 1943 — Tie, 21-21 (GB)
 Bears, 21-7 (W)
 1944 — Packers, 42-28 (GB)
 Bears, 21-0 (W)
 1945 — Packers, 31-21 (GB)
 Bears, 28-24 (W)

W-82

1946 — Bears, 30-7 (GB)
 Bears, 10-7 (W)
 1947 — Packers, 29-20 (GB)
 Bears, 20-17 (W)
 1948 — Bears, 45-7 (GB)
 Bears, 7-6 (W)
 1949 — Bears, 17-0 (GB)
 Bears, 24-3 (W)
 1950 — Packers, 31-21 (GB)
 Bears, 28-14 (W)
 1951 — Bears, 31-20 (GB)
 Bears, 24-13 (W)
 1952 — Bears, 24-14 (GB)
 Packers, 41-26 (W)
 1953 — Bears, 17-13 (GB)
 Tie, 21-21 (W)
 1954 — Bears, 10-3 (GB)
 Bears, 28-23 (W)
 1955 — Packers, 24-3 (GB)
 Bears, 52-31 (W)
 1956 — Bears, 37-21 (GB)
 Bears, 38-14 (W)
 1957 — Packers, 21-17 (GB)
 Bears, 21-14 (W)
 1958 — Bears, 34-20 (GB)
 Bears, 24-10 (W)
 1959 — Packers, 9-6 (GB)
 Bears, 28-17 (W)
 1960 — Bears, 17-14 (GB)
 Packers, 41-13 (W)
 1961 — Packers, 24-0 (GB)
 Packers, 31-28 (W)
 1962 — Packers, 49-0 (GB)
 Packers, 38-7 (W)
 1963 — Bears, 10-3 (GB)
 Bears, 26-7 (W)
 1964 — Packers, 23-12 (GB)
 Packers, 17-3 (W)
 1965 — Packers, 23-14 (LM)
 Bears, 31-10 (W)
 1966 — Packers, 17-0 (W)
 Packers, 13-6 (LM)
 1967 — Packers, 13-10 (LM)
 Packers, 17-13 (W)
 1968 — Bears, 13-10 (LM)
 Packers, 28-27 (W)
 1969 — Packers, 17-0 (LM)
 Packers, 21-3 (W)
 1970 — Packers, 20-19 (LM)
 Bears, 35-17 (W)
 1971 — Packers, 17-14 (S)
 Packers, 31-10 (LM)

L-63

T-6

1972 — Packers, 20-17 (LM)
 Packers, 23-17 (S)
 1973 — Bears, 31-17 (LM)
 Packers, 21-0 (S)
 1974 — Bears, 10-9 (S) mnt
 Packers, 20-3 (ML)
 1975 — Bears, 27-14 (S)
 Packers, 28-7 (LM)
 1976 — Bears, 24-13 (S)
 Bears, 16-10 (LM)
 1977 — Bears, 26-0 (LM)
 Bears, 21-10 (S)
 1978 — Packers, 24-14 (LM)
 Bears, 14-0 (S)
 1979 — Bears, 6-3 (S)
 Bears, 15-14 (LM)
 1980 — Packers, 12-6 (LM) +
 Bears, 61-7 (S)
 1981 — Packers, 16-9 (S)
 Packers, 21-17 (LM)
 1982 — (both games cancelled
 by players' strike)
 1983 — Packers, 31-28 (LM)
 Bears, 23-21 (S)
 1984 — Bears, 9-7 (LM)
 Packers, 20-14 (S)
 1985 — Bears, 23-7 (S) mnt
 Bears, 16-10 (LM)
 1986 — Bears, 25-12 (LM) mnt
 Bears, 12-10 (S)
 1987 — Bears, 26-24 (LM)
 Bears, 23-10 (S)
 1988 — Bears, 24-6 (LM)
 Bears, 16-0 (S)
 1989 — Packers, 14-13 (LM)
 Packers, 40-28 (S)
 1990 — Bears, 31-13 (LM)
 Bears, 27-13 (S)
 1991 — Bears, 10-0 (LM) thu
 Bears, 27-13 (S)
 1992 — Bears, 30-10 (LM)
 Packers, 17-3 (S)
 1993 — Packers, 17-3 (LM)
 Bears, 30-17 (S)
 1994 — Packers, 33-6 (S) mnt
 Packers, 40-3 (LM)
 1995 — Packers, 27-14 (S) mnt
 Packers, 35-28 (LM)
 1996 —

DID YOU KNOW?

The Bears have played 1,046 games in their storied 76 seasons but have never finished a game with a final score of "eight". Chicago's opponents have only once totalled eight points in a contest: on November 6, 1932, the Giants scored a touchdown, missed the extra point, and recorded a fourth quarter safety in losing to the Bears, 28-8.

BEARS VS. THE NFL

HOUSTON OILERS (See *Nashville Oilers*)

INDIANAPOLIS COLTS

1953 — Colts, 13-9 (B)
Colts, 16-14 (W)
1954 — Bears, 28-9 (W)
Bears, 28-13 (B)
1955 — Colts, 23-17 (B)
Bears, 38-10 (W)
1956 — Colts, 26-21 (B)
Bears, 58-27 (W)
1957 — Colts, 21-10 (B)
Colts, 29-14 (W)
1958 — Colts, 51-38 (B)
Colts, 17-0 (W)
1959 — Bears, 26-21 (B)
Colts, 21-7 (W)

W-16 L-21

1960 — Colts, 42-7 (B)
Colts, 24-40 (W)
1961 — Bears, 24-10 (W)
Bears, 21-20 (B)
1962 — Bears, 35-15 (W)
Bears, 57-0 (B)
1963 — Bears, 10-3 (W)
Bears, 17-7 (B)
1964 — Colts, 52-0 (B)
Colts, 40-24 (W)
1965 — Colts, 26-21 (W)
Bears, 13-0 (B)
1966 — Bears, 27-17 (W)
Colts, 21-16 (B)

1967 — Colts, 24-3 (W)
1968 — Colts, 28-7 (B)
1969 — Colts, 24-21 (W)
1970 — Colts, 21-20 (B)
1975 — Colts, 35-7 (S)
1983 — Colts, 22-19 (B) +
1985 — Bears, 17-10 (S)
1988 — Bears, 17-13 (I)
1991 — Bears, 31-17 (I)

JACKSONVILLE JAGUARS

1995 — Bears, 30-27 (JX)

W-1 L-0

KANSAS CITY CHIEFS

1973 — Chiefs, 19-7 (KC) mnt
1977 — Bears, 28-27 (S)
1981 — Bears, 16-13 (KC) +

W-4 L-2

1987 — Bears, 31-28 (S)
1990 — Chiefs, 21-10 (S) sat

1993 — Bears, 19-17 (KC)
1996 —

MIAMI DOLPHINS

1971 — Dolphins, 34-3 (MI) mnt
1975 — Dolphins, 46-13 (S)
1979 — Dolphins, 31-16 (MI)

W-2 L-5

1985 — Dolphins, 38-24 (MI) mnt
1988 — Bears, 43-7 (S)

1991 — Dolphins, 16-13 (S) +
1994 — Bears, 17-14 (JR)

MINNESOTA VIKINGS

1961 — Vikings, 37-13 (MN)
Bears, 52-35 (W)
1962 — Bears, 13-0 (MN)
Bears, 31-30 (W)
1963 — Bears, 28-7 (MN)
Tie 17-17 (W)
1964 — Bears, 34-28 (MN)
Vikings, 41-14 (W)
1965 — Bears, 45-37 (MN)
Vikings, 24-17 (W)
1966 — Bears, 13-10 (MN)
Bears, 41-28 (W)
1967 — Bears, 17-7 (MN)
Tie, 10-10 (W)
1968 — Bears, 27-17 (MN)
Bears, 26-24 (W)
1969 — Vikings, 31-0 (W)
Vikings, 31-14 (MN)
1970 — Vikings, 24-0 (W)
Vikings, 16-13 (MN)
1971 — Bears, 20-17 (MN)
Vikings, 27-10 (S)
1972 — Bears, 13-10 (S) mnt
Vikings, 23-10 (MN)
1973 — Vikings, 22-13 (S)
Vikings, 31-13 (MN)

W-32 L-36

1974 — Vikings, 11-7 (MN)
Vikings, 17-0 (S)
1975 — Vikings, 28-3 (MN)
Vikings, 13-9 (S) mnt
1976 — Vikings, 20-19 (MN)
Bears, 14-13 (S)
1977 — Vikings, 22-16 (MN) +
Bears, 10-7 (S)
1978 — Vikings, 24-20 (S) mnt
Vikings, 17-14 (MN)
1979 — Bears, 26-7 (S)
Vikings, 30-27 (MN)
1980 — Vikings, 34-14 (S)
Vikings, 13-7 (MN)
1981 — Vikings, 24-21 (MN)
Bears, 10-9 (S)
1982 — Vikings, 35-7 (M)
1983 — Vikings, 23-14 (S)
Bears, 19-13 (M)
1984 — Bears, 16-7 (S)
Bears, 34-3 (M)
1985 — Bears, 33-24 (M) thu
Bears, 27-9 (S)
1986 — Bears, 23-0 (S)
Vikings, 23-7 (M)

T-2

1987 — Bears, 27-7 (S)
Bears, 30-24 (M) sn
1988 — Vikings, 31-7 (S)
Vikings, 28-27 (M) mnt
1989 — Bears, 38-7 (S)
Vikings, 27-16 (M) sn
1990 — Bears, 19-16 (S)
Vikings, 41-13 (M)
1991 — Bears, 10-6 (S)
Bears, 34-17 (M) mnt
1992 — Vikings, 21-20 (M)
Vikings, 38-10 (S) mnt
1993 — Vikings, 10-7 (M)
Vikings, 19-12 (S) mnt
1994 — Vikings, 42-14 (S)
Vikings, 33-27 (M) +thu
Bears, 35-18 (M) FR
1995 — Bears, 31-14 (S)
Bears, 14-6 (M) mnt
1996 —

BEARS VS. THE NFL

NASHVILLE OILERS

1973 — Bears, 35-14 (S)
1977 — Oilers, 47-0 (H)
1980 — Oilers, 10-6 (S)

W-3

1986 — Bears, 20-7 (H)
1989 — Oilers, 33-28 (S)

L-4

1992 — Oilers, 24-7 (H) mnf
1995 — Bears, 35-32 (S)

NEW ENGLAND PATRIOTS

1973 — Patriots, 13-10 (S)
1979 — Patriots, 27-7 (S)
1982 — Bears, 26-13 (S)

W-3

1985 — Bears, 20-7 (S)
Bears, 46-10 (NO) SB

L-4

1988 — Patriots, 30-7 (NE)
1994 — Patriots, 13-3 (S) sat

NEW ORLEANS SAINTS

1968 — Bears, 23-17 (TL)
1970 — Bears, 24-3 (TL)
1971 — Bears, 35-14 (S)
1973 — Saints, 21-16 (NO)
1974 — Bears, 24-10 (S)
1975 — Bears, 42-17 (NO)

W-10

1977 — Saints, 42-24 (S)
1980 — Bears, 22-3 (S)
1982 — Saints, 10-0 (S)
1983 — Saints, 34-31 (NO) +
1984 — Bears, 20-7 (S)
1987 — Saints, 19-17 (S)

L-6

1990 — **Bears, 16-6 (S) FR**
1991 — Bears, 17-13 (NO)
1992 — Saints, 28-6 (NO)
1994 — Bears 17-7 (S)
1996 —

NEW YORK GIANTS

1925 — Bears, 19-7 (PG)
Giants, 9-0 (W)
1926 — Bears, 7-0 (W)
1927 — Giants, 13-7 (PG)
1928 — Bears, 13-0 (W)
1929 — Giants, 26-14 (W)
Giants, 34-0 (PG)
Giants, 14-9 (W)
1930 — Giants, 12-0 (W)
Bears, 12-0 (PG)
1931 — Bears, 6-0 (W)
Bears, 12-6 (PG)
Giants, 25-6 (W)
1932 — Bears, 28-8 (PG)
Bears, 6-0 (W)
1933 — Bears, 14-10 (W)
Giants, 3-0 (PG)
Bears, 23-21 (W) NFL

W-30

1934 — Bears, 27-7 (W)
Bears, 10-9 (PG)
Giants, 30-13 (PG) NFL
1935 — Bears, 20-3 (PG)
Giants, 3-0 (W)
1936 — Bears, 25-7 (PG)
1937 — Tie, 3-3 (PG)
1939 — Giants, 16-13 (PG)
1940 — Bears, 37-21 (PG)
1941 — Bears, 37-9 (W) NFL
1942 — Bears, 26-7 (PG)
1943 — Bears, 56-7 (PG)
1946 — Giants, 14-0 (PG)
Bears, 24-14 (PG) NFL
1948 — Bears, 35-14 (W)
1949 — Giants, 35-28 (PG)
1956 — Tie, 17-17 (NY)
Giants, 47-7 (NY) NFL

L-19

T-2

1962 — Giants, 26-24 (W)
1963 — Bears, 14-10 (W) NFL
1965 — Bears, 35-14 (NY)
1967 — Bears, 34-7 (W)
1969 — Giants, 28-24 (NY)
1970 — Bears, 24-16 (NY)
1974 — Bears, 16-13 (S)
1977 — Bears, 12-9 (NJ) +
1985 — Bears, 21-0 (S) DP
1987 — Bears, 34-19 (S) mnf
1990 — Giants, 31-3 (NJ) SR
1991 — Bears, 20-17 (S)
1992 — Giants, 27-14 (S) mnf
1993 — Giants, 26-20 (S)
1995 — Bears, 27-24 (NJ)

NEW YORK JETS

1974 — Jets, 23-21 (S)
1979 — Bears, 23-13 (S)

W-4

1985 — Bears, 19-6 (NJ) sat
1991 — Bears, 19-13 (S) + mnf

L-1

1994 — Bears, 19-7 (NJ) sn

FRANCHISE MOVES

Arizona Cardinals played in Chicago 1920-59; played in St. Louis 1960-87; known as Phoenix 1988-93
Detroit Lions known as Portsmouth Spartans prior to 1934
Indianapolis Colts played in Baltimore prior to 1984
New England Patriots played in Boston prior to 1971
Philadelphia Eagles played as a merged team with Pittsburgh in 1943 (one season only)
Pittsburgh Steelers known as Pirates prior to 1941; merged with Philly for 1943 season
Oakland Raiders played in Los Angeles 1982-94
St. Louis Rams played in Cleveland 1937-45; in Los Angeles 1946-95
Washington Redskins known as Braves prior to 1933; played in Boston to 1936

BEARS VS. THE NFL

OAKLAND RAIDERS

1972 — Raiders, 28-21 (O)
1976 — Raiders, 28-27 (S)
1978 — Raiders, 25-19 (S) +

W-3

1981 — Bears, 23-6 (O)
1984 — Bears, 17-6 (S)
1987 — Bears, 6-3 (LA)

L-5

1990 — Raiders, 24-10 (LA)
1993 — Raiders, 16-14 (S)

PHILADELPHIA EAGLES

1933 — Tie, 3-3 (BK)
1935 — Bears, 39-0 (BK)
1936 — Bears, 17-0 (PH)
Bears, 28-7 (PH)
1938 — Bears, 28-6 (PH)
1939 — Bears, 27-14 (W)
1941 — Bears, 49-14 (SH)
1942 — Bears, 45-14 (W)
1943 — Bears, 48-21 (W)
1944 — Bears, 28-7 (FB)
1946 — Bears, 21-14 (W)

W-26

1947 — Bears, 40-7 (W)
1948 — Eagles, 12-7 (SH)
1949 — Bears, 38-21 (PH)
1955 — Bears, 17-10 (W)
1961 — Eagles, 16-14 (FR)
1963 — Bears, 16-7 (W)
1968 — Bears, 29-16 (FR)
1970 — Bears, 20-16 (DS)
1972 — Bears, 21-12 (V)
1975 — Bears, 15-13 (S)
1979 — Eagles, 27-17 (V) WC

L-5

T-1

1980 — Eagles, 17-14 (V)
1983 — Bears, 7-6 (V)
Bears, 17-14 (S)
1986 — Bears, 13-10 (S) +
1987 — Bears, 35-3, (V)
1988 — Bears, 20-12 (S) DP
1989 — Bears, 27-13 (S) mnf
1993 — Bears, 17-6 (V)
1994 — Eagles, 30-22 (V) mnf
1995 — Bears, 20-14 (S)

PITTSBURGH STEELERS

1934 — Bears, 28-0 (PI)
1935 — Bears, 23-7 (PI)
1936 — Bears, 27-9 (PI)
Bears, 26-6 (W)
1937 — Bears, 7-0 (PI)
1939 — Bears, 32-0 (PI)
1941 — Bears, 34-7 (W)
1943 — Bears, 48-21 (W)
1944 — Bears, 34-7 (W)
Bears, 49-7 (CM)

W-19

1945 — Bears, 28-7 (PI)
1947 — Bears, 49-7 (W)
1949 — Bears, 30-21 (W)
1958 — Steelers, 24-10 (PI)
1959 — Bears, 27-21 (W)
1963 — Tie, 17-17 (PI)
1967 — Steelers, 41-13 (PI)
1969 — Bears, 38-7 (W)
1971 — Bears, 17-15 (S)
1975 — Steelers, 34-3 (TR)

L-5

T-1

1980 — Steelers, 38-3 (TR)
1986 — Bears, 13-10 (S) +
1989 — Bears, 20-0 (TR)
1992 — Bears, 30-6 (S)
1995 — Steelers, 27-24 (S) +

SAN DIEGO CHARGERS

1970 — Chargers, 20-7 (W)
1974 — Chargers, 28-21 (SD)
1978 — Chargers, 40-7 (SD) mnf

W-2

1981 — Bears, 20-17 (S) +
1984 — Chargers, 20-7 (SD) mnf

L-4

1993 — Bears, 16-13 (SD) sn
1996 —

SAN FRANCISCO 49ERS

1950 — Bears, 32-20 (KZ)
Bears, 17-0 (W)
1951 — Bears, 13-7 (W)
1952 — 49ers, 40-16 (W)
Bears, 20-17 (KZ)
1953 — 49ers, 35-28 (W)
49ers, 24-14 (KZ)
1954 — 49ers, 31-24 (W)
Bears, 31-27 (KZ)
1955 — 49ers, 20-19 (W)
Bears, 34-23 (KZ)
1956 — Bears, 31-7 (W)
Bears, 38-21 (KZ)
1957 — 49ers, 21-17 (W)
49ers, 21-17 (KZ)
1958 — Bears, 28-6 (W)
Bears, 27-14 (KZ)
1959 — 49ers, 20-17 (KZ)
Bears, 14-3 (W)

W-25

1960 — Bears, 27-10 (W)
49ers, 25-7 (KZ)
1961 — Bears, 31-0 (W)
49ers, 41-31 (KZ)
1962 — Bears, 30-14 (KZ)
49ers, 34-27 (W)
1963 — 49ers, 20-14 (KZ)
Bears, 27-7 (W)
1964 — 49ers, 31-21 (KZ)
Bears, 23-21 (W)
1965 — 49ers, 52-24 (KZ)
Bears, 61-20 (W)
1966 — Tie 30-30 (W)
49ers, 41-14 (KZ)
1967 — Bears, 28-14 (KZ)
1968 — Bears, 27-19 (W)
1969 — 49ers, 42-21 (KZ)
1970 — 49ers, 37-16 (W)
1971 — 49ers, 13-0 (SF)

L-28

T-1

1972 — 49ers, 34-21 (S)
1974 — 49ers, 34-0 (S)
1975 — 49ers, 31-3 (SF)
1976 — Bears, 19-12 (SF)
1978 — Bears, 16-13 (SF)
1979 — Bears, 28-27 (SF)
1981 — 49ers, 28-17 (SF)
1983 — Bears, 13-3 (S)
1984 — 49ers, 23-0 (SF) CC
1985 — Bears, 26-10 (SF)
1987 — 49ers, 41-0 (SF) mnf
1988 — Bears, 10-9 (S) mnf
49ers, 28-3 (S) CC
1989 — 49ers, 26-0 (SF)
1991 — 49ers, 52-14 (SF) mnf
1994 — 49ers, 44-15 (SF) SR

SEATTLE SEAHAWKS

1976 — Bears, 34-7 (SE)
1978 — Seahawks, 31-29 (S)

W-2

1982 — Seahawks, 20-14 (SE)
1984 — Seahawks, 38-9 (SE)

L-4

1987 — Seahawks, 34-21 (S)
1990 — Bears, 17-0 (S)

BEARS VS. THE NFL

ST. LOUIS RAMS

- 1937 — Bears, 20-2 (CL)
Bears, 15-7 (W)
1938 — Rams, 14-7 (W)
Rams, 23-21 (CL)
1939 — Bears, 30-21 (W)
Bears, 35-21 (CL)
1940 — Bears, 21-14 (CL)
Bears, 47-25 (W)
1941 — Bears, 48-21 (CL)
Bears, 31-13 (W)
1942 — Bears, 21-7 (CL)
Bears, 47-0 (W)
1944 — Rams, 19-7 (CL)
Bears, 28-21 (W)
1945 — Rams, 17-0 (CL)
Rams, 41-21 (W)
1946 — Tie, 28-28 (W)
Bears, 27-21 (LA)
1947 — Bears, 41-21 (LA)
Rams, 17-14 (W)
1948 — Bears, 42-21 (W)
Bears, 21-6 (LA)
1949 — Rams, 31-16 (W)
Rams, 27-24 (LA)
1950 — Bears, 24-20 (LA)
Bears, 24-14 (W)
Rams, 24-14 (LA) CC

W-46

- 1951 — Rams, 42-17 (W)
1952 — Rams, 31-7 (LA)
Rams, 40-24 (W)
1953 — Rams, 38-24 (LA)
Bears, 24-21 (W)
1954 — Rams, 42-38 (LA)
Bears, 24-13 (W)
1955 — Bears, 31-20 (LA)
Bears, 24-3 (W)
1956 — Bears, 35-24 (LA)
Bears, 30-21 (W)
1957 — Bears, 34-26 (W)
Bears, 16-10 (LA)
1958 — Bears, 31-10 (W)
Rams, 41-35 (LA)
1959 — Rams, 28-21 (W)
Bears, 26-21 (LA)
1960 — Bears, 34-27 (W)
Tie, 24-24 (LA)
1961 — Bears, 21-17 (LA)
Bears, 28-24 (W)
1962 — Bears, 27-23 (LA)
Bears, 30-14 (W)
1963 — Bears, 52-14 (LA)
Bears, 6-0 (W)
1964 — Bears, 38-17 (W)
Bears, 34-24 (LA)

L-31

T-3

- 1965 — Rams, 30-28 (LA)
Bears, 31-6 (W)
1966 — Rams, 31-17 (LA)
Bears, 17-10 (W)
1967 — Rams, 28-17 (W)
1968 — Bears, 17-16 (LA)
1969 — Rams, 9-7 (W)
1971 — Rams, 17-3 (LA)
1972 — Tie, 13-13 (S)
1973 — Rams, 26-0 (S)
1975 — Rams, 38-10 (LA)
1976 — Rams, 20-12 (LA)
1977 — Bears, 24-23 (S) mnf
1979 — Bears, 27-23 (S)
1981 — Rams, 24-7 (S) mnf
1982 — Bears, 34-26 (AN)
1983 — Rams, 21-14 (AN)
1984 — Rams, 29-13 (AN)
1985 — Bears, 24-0 (S) CC
1986 — Rams, 20-17 (S) mnf
1988 — Rams, 23-3 (AN) mnf
1989 — Bears, 20-10 (S)
1990 — Bears, 38-9 (S) sn
1993 — Rams, 20-6 (AN)
1994 — Bears 27-13 (S)
1995 — Rams, 34-28 (SL)
1996 —

TAMPA BAY BUCCANEERS

- 1977 — Bears, 10-0 (TB)
1978 — Buccaneers, 33-19 (TB)
Bears, 14-3 (S)
1979 — Buccaneers, 17-13 (S)
Bears, 14-0 (TB)
1980 — Bears, 23-0 (S) mnf
Bears, 14-13 (TB) sat
1981 — Bears, 28-17 (S)
Buccaneers, 20-10 (TB)
1982 — Buccaneers, 26-23 (TB) +
1983 — Bears, 17-10 (S)
Bears, 27-0 (TB)
1984 — Bears, 34-14 (S)
Bears, 44-9 (TB)

W-28

- 1985 — Bears, 38-28 (S)
Bears, 27-19 (TB)
1986 — Bears, 23-3 (TB)
Bears, 48-14 (S)
1987 — Bears, 20-3 (S)
Bears, 27-26 (TB)
1988 — Bears, 28-10 (S)
Bears, 27-15 (TB)
1989 — Buccaneers, 42-35 (TB)
Buccaneers, 32-31 (S)
1990 — Bears, 26-6 (TB)
Bears, 27-14 (S)
1991 — Bears, 21-20 (TB)
Bears, 27-0 (S) sat

L-8

- 1992 — Bears, 31-14 (S)
Buccaneers, 20-17 (TB)
1993 — Bears, 47-17 (S)
Buccaneers, 13-10 (TB)
1994 — Bears, 21-9 (S)
Bears, 20-6 (TB)
1995 — Bears, 25-6 (TB)
Bears, 31-10 (S)
1996 —

WASHINGTON REDSKINS

- 1932 — Tie 7-7 (BO)
1933 — Bears, 7-0 (W)
Redskins, 10-0 (W)
1934 — Bears, 21-0 (BO)
1935 — Bears, 30-14 (BO)
1936 — Bears, 26-0 (BO)
1937 — Redskins, 28-21 (W) NFL
1938 — Bears, 31-7 (W)
1940 — Redskins, 7-3 (WA)
Bears, 73-0 (WA) NFL
1941 — Bears, 35-21 (W)
1942 — Redskins, 14-6 (WA) NFL
1943 — Redskins, 21-7 (WA)
Bears, 41-21 (W) NFL
1945 — Redskins, 28-21 (WA)

W-21

- 1946 — Bears, 24-20 (W)
1947 — Bears, 56-20 (WA)
1948 — Bears, 48-13 (W)
1949 — Bears, 31-21 (WA)
1951 — Bears, 27-0 (WA)
1953 — Bears, 27-24 (WA)
1957 — Redskins, 14-3 (W)
1964 — Redskins, 27-20 (DC)
1968 — Redskins, 38-28 (W)
1971 — Bears, 16-15 (S)
1974 — Redskins, 42-0 (DC)
1976 — Bears, 33-7 (S)
1978 — Bears, 14-10 (DC) sat
1980 — Bears, 35-21 (S)
1981 — Redskins, 24-7 (S)

L-16

T-1

- 1984 — Bears, 23-19 (DC) DP**
1985 — Bears, 45-10 (S)
1986 — Redskins, 27-13 (S) DP
1987 — Redskins, 21-17 (S) DP
1988 — Bears, 34-14 (DC)
1989 — Redskins, 38-14 (DC)
1990 — Redskins, 10-9 (DC)
1991 — Redskins, 20-7 (S)
1996 —

TEAM-BY-TEAM-SUMMARY

EXTINCT FRANCHISES

	Road	Home	Total
Akron Pros		2-0-1	2-0-1
Akron Indians		1-0	1-0
Boston Yanks	2-0	1-0	3-0
Brooklyn Dodgers	5-0	5-0-1	10-0-1
Buffalo All-Americans		3-1	3-1
Buffalo Bisons	1-0	0-1	1-1
Canton Bulldogs		2-2	2-2
Champaign	1-0		1-0
Chicago Tigers	2-0		2-0
Cincinnati Reds	1-0	1-0	2-0
Cleveland Bulldogs	0-1	2-0	2-1
Cleveland Indians		2-0	2-0
Columbus Tigers		2-0	2-0
Dallas Texans	0-1	1-0	1-1
Dayton Triangles		4-0	4-0
Detroit Panthers	1-1	1-0-1	2-1-1
Detroit Tigers		1-0	1-0
Detroit Wolverines		0-2	0-2
Duluth Eskimos		2-0	2-0
Frankford Yellowjackets	2-3-1	5-1-1	7-4-2
Hammond Pros		3-0	3-0
Kewanee		1-0	1-0
Louisville Colonels		1-0	1-0
Milwaukee Badgers	1-0	2-0-1	3-0-1
Minneapolis Marines	3-0		3-0
Minneapolis Redjackets	1-0	2-0	3-0
Moline Tractors		1-0	1-0
New York Yankees	1-2	4-0	5-2
Oorang Indians		2-0	2-0
Pottsville Maroons		3-0	3-0
Providence Steam Rollers	0-1	0-0-1	0-1-1
Racine Legion	1-0	1-0-2	2-0-2
Rochester Jeffersons		2-0	2-0
Rock Island Independents	2-1-3	6-0-1	8-1-4
Rockford		1-0	1-0
Staten Island Stapletons	1-0-1		1-0-1
Toledo Maroons		1-0	1-0

ALL TIED UP

The Bears have had 42 ties in their 76-year history; however the last knotted game was a 13-13 final against the Rams in on September 24, 1972 — 362 games ago. Since 1974, when sudden death overtime was introduced, there have been just 13 ties in the entire NFL — none by the Bears. The other four NFC Central teams have each had at least one tie led by the Packers which have had four.

The last tie in the NFL was a 10-10 contest between Kansas City and Cleveland on November 19, 1989. The league has played 1,436 games since the Chiefs-Browns match-up with 83 advancing to overtime, but none finishing in a tie.

Chicago has the distinction of having played in the most overtime games (21) without a tie.

TEAM-BY-TEAM-SUMMARY

ACTIVE TEAMS

	Regular season		Post-season		Overall
	Road	Home	Road	Home	
Arizona Cardinals	1-0	0-0			54-25-6
Chicago Cardinals	15-11-1	30-8-5			
Cardinals-Steelers	1-0	1-0			
Phoenix Cardinals	1-0	0-0			
St. Louis Cardinals	1-4	4-2			
Atlanta Falcons	3-4	6-5			9-9
Baltimore Ravens	0-0	0-0			0-0
Buffalo Bills	1-2	3-0			4-2
Carolina Panthers	0-0	1-0			1-0
Cincinnati Bengals	1-1	1-3			2-4
Cleveland Browns	1-6	2-2			3-8
Dallas Cowboys	3-4	3-4	0-1	0-1	6-10
Denver Broncos	2-3	3-2			5-5
Detroit Lions	32-30	38-20-3			75-52-5
Portsmouth Spartans	2-2-1	2-0-1		1-0	
Green Bay Packers	34-33-4	47-30-2		1-0	82-63-6
Indianapolis Colts	2-0	1-0			16-21
Baltimore Colts	6-11	7-10			
Jacksonville Jaguars	1-0	0-0			1-0
Kansas City Chiefs	2-1	2-1			4-2
Miami Dolphins	1-3	1-2			2-5
Minnesota Vikings	14-21	17-15-2	1-0		32-36-2
Nashville Oilers					3-4
Houston Oilers	1-2	2-2			
New England Patriots	0-1	2-3		1-0*	3-4
New Orleans Saints	4-3	5-3		1-0	10-6
New York Giants	12-7-2	13-9	1-3	4-0	30-19-2
New York Jets	2-0	2-1			4-1
Oakland Raiders	1-1	0-2			3-5
Los Angeles Raiders	1-1	1-1			
Philadelphia Eagles	11-4-1	13-0	0-1	1-0	26-5-1
Eagles-Steelers		1-0			
Pittsburgh Steelers	3-4-1	9-1			19-5-1
Pittsburgh Pirates	3-0	1-0			
Cardinals-Steelers	1-0	1-0			
Eagles-Steelers		1-0			
San Diego Chargers	1-3	1-1			2-4
San Francisco 49ers	12-16	13-9-1	0-2	0-1	25-28-1
Seattle Seahawks	1-2	1-2			2-4
St. Louis Rams	0-1	0-0			46-31-3
Los Angeles Rams	14-14-1	20-10-2	0-1	1-0	
Cleveland Rams	5-3	6-2			
Tampa Bay Buccaneers	13-6	15-2			28-8
Washington Redskins	6-7	8-4	2-1	1-3	21-16-1
Boston Redskins	3-1-1	1-0			
TOTAL	243-222-17	347-163-25	4-9	11-5	605-399-42

Note: The Eagles and Steelers merged in 1943 and the Cardinals and Steelers merged in 1944. Games are officially recorded under both teams (though only counted once in the "TOTAL" line).

* Bears were designated as home team, but game was at neutral site.

1996 opponents in orange.

BEARS IN THE PRO BOWL

(1951-1970: East vs. West — 1971-present: NFC vs. AFC)

Year is when Pro Bowl was played.

- | | | |
|---|---|--|
| <p>1951: Dick Barwegan, G (1)
Ray Bray, G (1)
George Connor, T-LB (1)
Fred Davis, T (1)
Johnny Lujack, QB (1)
Ed Sprinkle, DE (1)
Bulldog Turner, C-LB (1)</p> <p>1952: Dick Barwegan, G (2)
Ray Bray, G (2)
George Connor, T-LB (2)
John Dottley, RB (1)
Johnny Lujack, QB (2)
Ed Sprinkle, DE (2)
Bulldog Turner, C-LB (2)</p> <p>1953: Dick Barwegan, G (3)
George Connor, T-LB (3)
Gene Schroeder, E (1)
Ed Sprinkle, DE (3)
Fred Williams, DT (1)</p> <p>1954: George Connor, T-LB (4)
Jack Hoffman, E (1)
Don Kindt, HB (1)
Fred Williams, DT (2)</p> <p>1955: Bill Bishop, T (1)
Bill George, LB (1)
Harlon Hill, WR (1)
Ed Sprinkle, DE (4)</p> <p>1956: Ed Brown, QB (1)
Rick Casares, RB (1)
Bill George, LB (2)
Harlon Hill, WR (2)
Jack Hoffman, E (2)
Stan Jones, G (1)
Bill Wightkin, T (1)</p> <p>1957: Ed Brown, QB (2)
JC Caroline, HB (1)
Rick Casares, RB (2)
Bill George, LB (3)
Harlon Hill, WR (3)
Stan Jones, G (2)
McNeil Moore, HB (1)
Larry Strickland, C (1)</p> <p>1958: Doug Atkins, DE (1)
Rick Casares, RB (3)
Bill George, LB (4)
Kline Gilbert, T (1)
Stan Jones, G (3)</p> <p>1959: Doug Atkins, DE (2)
Rick Casares, RB (4)
Joe Fortunato, LB (1)
Willie Galimore, RB (1)
Bill George, LB (5)
Stan Jones, G (4)
Fred Williams, DT (3)</p> | <p>1960: Doug Atkins, DE (3)
Erich Barnes, DB (1)
Rick Casares, RB (5)
Bill George, LB (6)
Stan Jones, G (5)
Fred Williams, DT (4)</p> <p>1961: Doug Atkins, DE (4)
Bill George, LB (7)
Stan Jones, G (6)
Johnny Morris, FL (1)</p> <p>1962: Doug Atkins, DE (5)
Mike Ditka, TE (1)
Bill George, LB (8)
Stan Jones, G (7)</p> <p>1963: Doug Atkins, DE (6)
Mike Ditka, TE (2)
Joe Fortunato, LB (2)
Richie Petitbon, DB (1)</p> <p>1964: Doug Atkins, DE (7)
Mike Ditka, TE (3)
Joe Fortunato, LB (3)
Joe Marconi, RB (1)
Richie Petitbon, DB (2)
Mike Pyle, C (1)
Roosevelt Taylor, DB (1)
Bill Wade, QB (1)</p> <p>1965: Mike Ditka, TE (4)
Joe Fortunato, LB (4)
Johnny Morris, * FL (2)</p> <p>1966: Doug Atkins, DE (8)
Dick Butkus, LB (1)
Mike Ditka, TE (5)
Joe Fortunato, LB (5)
Gale Sayers, † RB (1)</p> <p>1967: Dick Butkus, LB (2)
Richie Petitbon, DB (3)
Gale Sayers, RB (2)</p> <p>1968: Dick Butkus, LB (3)
Gale Sayers, † RB (3)
Richie Petitbon, DB (3)</p> <p>1969: Dick Butkus, LB (4)
Gale Sayers, * RB (4)
Roosevelt Taylor, DB (2)</p> <p>1970: Dick Butkus, LB (5)
Gale Sayers, † RB (5)</p> <p>1971: Dick Butkus, LB (6)
Dick Gordon, * WR (1)
Bobby Joe Green, P (1)
Cecil Turner, KR (1)</p> <p>1972: Dick Butkus, LB (7)
Dick Gordon, WR (2)</p> | <p>1973: Dick Butkus, LB (8)
Ron Smith, KR (1)</p> <p>1974: Wally Chambers, DT (1)</p> <p>1975: None</p> <p>1976: Wally Chambers, DT (2)
Walter Payton, RB (1)</p> <p>1977: Wally Chambers, DT (3)</p> <p>1978: Allan Ellis, CB (1)
Walter Payton, RB (2)</p> <p>1979: Walter Payton, RB (3)</p> <p>1980: Walter Payton, RB (4)</p> <p>1981: Gary Fencik, S (1)
Dan Hampton, DE (1)
Walter Payton, RB (5)</p> <p>1982: Gary Fencik, S (2)</p> <p>1983: Dan Hampton, DT (2)</p> <p>1984: Walter Payton, RB (6)
Mike Singletary, LB (1)</p> <p>1985: Todd Bell, S (1)
Richard Dent, DE (1)
Dan Hampton, DT (3)
Walter Payton, RB (7)
Mike Singletary, LB (2)</p> <p>1986: Jim Covert, T (1)
Richard Dent, DE (2)
Dave Duerson, S (1)
Dan Hampton, DE (4)
Jay Hilgenberg, C (1)
Jim McMahon, QB (1)
Walter Payton, RB (8)
Mike Singletary, LB (3)
Otis Wilson, LB (1)</p> <p>1987: Jim Covert, T (2)
Dave Duerson, S (2)
Wilber Marshall, LB (1)
Steve McMichael, DT (1)
Jay Hilgenberg, C (2)
Walter Payton, RB (9)
Mike Singletary, LB (4)</p> <p>1988: Dave Duerson, S (3)
Jay Hilgenberg, C (3)
Wilber Marshall, LB (2)
Steve McMichael, DT (2)
Mike Singletary, LB (5)</p> |
|---|---|--|

Continued

BEARS IN THE PRO BOWL

1989: Neal Anderson, RB (1)
Mark Bortz, G (1)
Dave Duerson, S (4)
Jay Hilgenberg, C (4)
Mike Singletary, LB (6)

1990: Neal Anderson,* RB (2)
Jay Hilgenberg, C (5)
Mike Singletary, LB (7)

1991: Neal Anderson,* RB (3)
Mark Bortz,* G (2)
Mark Carrier, S (1)
Richard Dent, DE (3)
Jay Hilgenberg, C (6)
Mike Singletary, LB (8)

1992: Neal Anderson,* RB (4)
Mark Carrier, S (2)
Shaun Gayle, S (1)
Jay Hilgenberg, C (7)
Mike Singletary, LB (9)

1993: Mike Singletary, LB (10)

1994: Richard Dent, DE (4)
Mark Carrier, S (3)
Donnell Woolford, CB (1)

1995: None

1996: None

* Did not play due to injuries; † Denotes game's outstanding player

BEARS IN OVERTIME

The NFL established a record in 1995 with 21 overtime games as 25 of the 30 teams played in at least one such game (except Buf, Den, Jax, StL, SF). Since overtime was adopted in 1974, the Bears have played in 21 extra periods — fourth behind Minnesota (27), Denver (23), and Miami (21) and tied with Cleveland and New England. Chicago's ten overtime wins are second in the NFC to Minnesota (13); trail Denver (12), Cincinnati (12), and Cleveland (12); and are tied with Washington and Oakland.

Date	Coin flip winner	Site	Opponent	Score	Expired
Oct. 16, 1977	CHICAGO	Minnesota	Minnesota Vikings	L 16-22	6:45
Dec. 18, 1977	New York	New York	New York Giants	W 12-9	14:51
Oct. 1, 1978	CHICAGO	CHICAGO	Oakland Raiders	L 19-25	5:19
Sept. 7, 1980	CHICAGO	Green Bay	Green Bay Packers	L 6-12	6:00
Nov. 27, 1980	CHICAGO	Detroit	Detroit Lions	W 23-17	0:21*
Dec. 14, 1980	Cincinnati	CHICAGO	Cincinnati Bengals	L 14-17	4:23
Oct. 25, 1981	CHICAGO	CHICAGO	San Diego Chargers	W 20-17	9:30
Nov. 8, 1981	CHICAGO	Kansas City	Kansas City Chiefs	W 16-13	13:07
Jan. 2, 1983	CHICAGO	Tampa Bay	Tampa Bay Buccaneers	L 23-26	3:14
Sept. 18, 1983	CHICAGO	New Orleans	New Orleans Saints	L 31-34	10:57
Sept. 25, 1983	Baltimore	Baltimore	Baltimore Colts	L 19-22	4:51
Sept. 14, 1986	Philadelphia	CHICAGO	Philadelphia Eagles	W 13-10	5:56
Nov. 30, 1986	CHICAGO	CHICAGO	Pittsburgh Steelers	W 13-10	3:55
Nov. 18, 1990	Denver	Denver	Denver Broncos	W 16-13	13:14
Dec. 2, 1990	CHICAGO	CHICAGO	Detroit Lions	W 23-17	10:57
Sept. 23, 1991	NY Jets	CHICAGO	New York Jets	W 19-13	14:42
Nov. 24, 1991	Miami	CHICAGO	Miami Dolphins	L 13-16	4:11
Nov. 8, 1992	CHICAGO	CHICAGO	Cincinnati Bengals	L 28-31	8:39
Nov. 27, 1994	Arizona	Arizona	Arizona Cardinals	W 19-16	8:11
Dec. 1, 1994	CHICAGO	Minnesota	Minnesota Vikings	L 27-33	5:46
Nov. 5, 1995	CHICAGO	CHICAGO	Pittsburgh Steelers	L 34-37	8:19

10-11 overall: 5-5 at home; 5-6 on the road

*NFL record for shortest OT period. David Williams returned kickoff 95 yards.

BEARS ON MONDAY NIGHT FOOTBALL

Date	Opponent	Site	Score	Following Week
Oct. 5, 1970	Detroit Lions	Tiger Stadium	L 14-28	L Min
Nov. 29, 1971	Miami Dolphins	Orange Bowl	L 3-24	L @ Den
Oct. 23, 1972	Minnesota Vikings	SOLDIER FIELD	W 13-10	W @ StL
Nov. 12, 1973	Kansas City Chiefs	Arrowhead	L 7-19	L Det
Oct. 21, 1974	Green Bay Packers	SOLDIER FIELD	W 10-9	L @ Buf
Oct. 27, 1975	Minnesota Vikings	SOLDIER FIELD	L 9-13	L Mia
Oct. 10, 1977	Los Angeles Rams	SOLDIER FIELD	W 24-23	L+ @ Min
Sept. 25, 1978	Minnesota Vikings	SOLDIER FIELD	L 20-24	L+ Oak
Oct. 16, 1978	Denver Broncos	Mile High	L 7-16	L @ TB
Dec. 4, 1978	San Diego Chargers	Jack Murphy	L 7-40	W GB
Oct. 6, 1980	Tampa Bay Buccaneers	SOLDIER FIELD	W 23-0	L @ Min
Nov. 3, 1980	Cleveland Browns	Cleveland	L 21-27	W Wash
Sept. 28, 1981	Los Angeles Rams	SOLDIER FIELD	L 7-24	W @ Min
Oct. 19, 1981	Detroit Lions	Silverdome	L 17-48	W+ SD
Dec. 3, 1984	San Diego Chargers	Jack Murphy	L 7-20	L GB
Oct. 21, 1985	Green Bay Packers	SOLDIER FIELD	W 23-7	W Min
Dec. 2, 1985	Miami Dolphins	Orange Bowl	L 24-38	W Ind
Sept. 22, 1986	Green Bay Packers	Lambeau Field	W 25-12	W @ Cin
Nov. 3, 1986	Los Angeles Rams	SOLDIER FIELD	L 17-20	W @ TB
Dec. 15, 1986	Detroit Lions	Silverdome	W 16-13	W @ Dal
Sept. 14, 1987	New York Giants	SOLDIER FIELD	W 34-19	W TB
Nov. 16, 1987	Denver Broncos	Mile High	L 29-31	W Det
Dec. 14, 1987	San Francisco 49ers	Candlestick	L 0-41	L @ Sea
Oct. 24, 1988	San Francisco 49ers	SOLDIER FIELD	W 10-9	L @ NE
Dec. 5, 1988	Los Angeles Rams	Anaheim	L 3-20	W Det
Dec. 19, 1988	Minnesota Vikings	Metrodome	L 27-28	end of season
Oct. 2, 1989	Philadelphia Eagles	SOLDIER FIELD	W 27-13	L @ TB
Oct. 23, 1989	Cleveland Browns	Cleveland	L 7-27	W LARams
Sept. 23, 1991	New York Jets	SOLDIER FIELD	W+ 19-13	L @ Buf
Nov. 11, 1991	Minnesota Vikings	Metrodome	W 34-17	W @ Ind
Dec. 23, 1991	San Francisco 49ers	Candlestick	L 14-52	end of season
Sept. 21, 1992	New York Giants	SOLDIER FIELD	L 14-27	W Atl
Nov. 2, 1992	Minnesota Vikings	SOLDIER FIELD	L 10-38	L+ Cin
Dec. 7, 1992	Houston Oilers	Astrodome	L 7-24	W Pit
Oct. 25, 1993	Minnesota Vikings	SOLDIER FIELD	L 12-19	L @ GB
Sept. 12, 1994	Philadelphia Eagles	Veterans Stadium	L 22-30	L Min
Oct. 31, 1994	Green Bay Packers	SOLDIER FIELD	L 6-33	W @ TB
Sept. 11, 1995	Green Bay Packers	SOLDIER FIELD	L 24-27	W @ TB
Oct. 30, 1995	Minnesota Vikings	Metrodome	W 14-6	L+ Pit
Dec. 4, 1995	Detroit Lions	Silverdome	L 7-27	L @ Cin
Sept. 2, 1996	Dallas Cowboys	SOLDIER FIELD		
Oct. 28, 1996	Minnesota Vikings	Metrodome		

+ Overtime

Overall Record on *Monday Night Football*: 13-27 (Home: 9-9, Road: 4-18)

Record week following *MNF*: 19-19

At home following *MNF* home game: 3-3; following *MNF* road game: 8-5

On the road following *MNF* home game: 5-7; following *MNF* road game: 3-4

- The Bears-Dolphins game on December 2, 1985 remains the highest rated *Monday Night Football* game in NFL history drawing a 29.6 rating and 46.0 share.
- The Bears' 40 *Monday night* appearances from 1970-95 rank fifth in the NFL behind only Miami (51), Dallas (47), Oakland (45), and San Francisco (41).

SOLDIER FIELD

The Chicago Bears enter their 26th year at Soldier Field after playing their first 50 seasons in Chicago at Wrigley Field. Soldier Field was opened in 1924 as a 45,000-seat Municipal Grant Park Stadium. The first football game played on its field was November 22, 1924, as a capacity crowd watched Notre Dame edge Northwestern, 13-6.

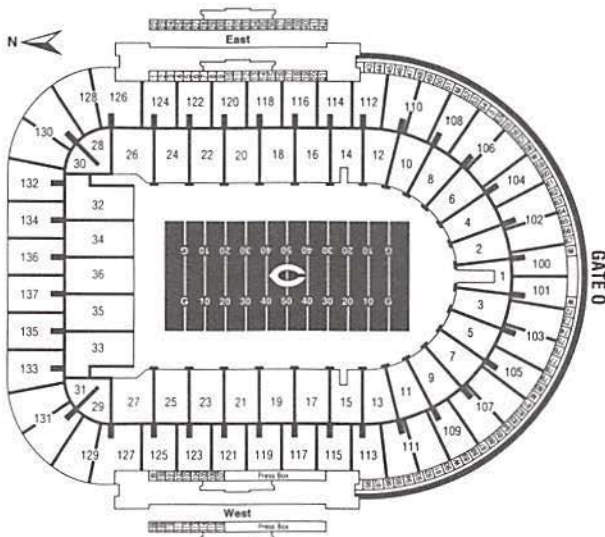
It hosted the first boxing event which drew a gate of over \$2.5 million (Dempsey-Tunney, 1927), the first ski meet held in a stadium, and the all-time largest football crowd (123,000). The largest crowd for any event in Soldier Field was 260,000 on Sept. 8, 1954, for the religious Marian Year Tribute.

The 100,000-seat stadium was dedicated November 27, 1926, with Army battling Navy to a 21-21 tie. The all-time collegiate attendance record of 123,000 plus was established Nov. 26, 1927 as Notre Dame beat Southern Cal 7-6. In the first professional game at the then-mammoth stadium, the Bears defeated the Chicago Cardinals 10-0 on November 11, 1926.

Plans for the stadium started in 1919 as a memorial to the soldiers of WWI. Soldier Field stands on 10,000 pile foundations driving an average depth of 62.5 feet through fill that replaced the lake waters. The stadium is maintained and operated by the Chicago Park District.

Other stadium notes since the Bears moved to Soldier Field:

- 1971** — September 19th, Chicago defeats the Pittsburgh Steelers 17-15 before capacity crowd of 55,701 in the Bears' first game since moving from Wrigley.
- 1979** — The stadium undergoes major reconstruction and renovation prior to the season including new lighting, playing surface, and lockerrooms; rebuilding of seating area (new chairbacks, armrests, seats); and improvement of sightlines.
- 1982** — Additional rebuilding of seating areas was completed as well as new concourses with more restrooms and concession areas. A new press box, 60 deluxe skyboxes and a new scoreboard were also built. Capacity is increased to 66,030.
- 1988** — Surface was changed from artificial turf to natural grass and 56 skyboxes were added along south rim (increasing the total to 116). Capacity is increased to 66,946.
- 1992** — Four seats are added increasing the capacity to 66,950.
- 1994** — The Park District spends millions to refurbish the stadium for the World Cup soccer tournament. Capacity is reduced by six to the current figure of 66,944.



TRAINING CAMP

For the 13th consecutive year, the Bears' training camp will be held at the University of Wisconsin-Platteville. The site, located 180 miles northwest of Chicago, provides the Bears with five practice fields; two lockerrooms; a weight room; meeting rooms; and dorms for players, staff, media, and guests.

ADDRESS: Chicago Bears
University of Wisconsin-Platteville
Platteville, WI 53818

PHONE: General camp: 608-342-1201 Bryan Harlan: 608-342-1330 (evening)
Public Relations: 608-342-1511 Doug Green: 608-342-1804 (evening)
Administration: 608-342-1636

DATES: Two-a-day practices begin Friday, July 19. The Bears will be in Platteville through Thursday, August 15 with the exception of August 2-4 and August 10-12 when they play pre-season games.

PRACTICES: Practice times are subject to change, but tentatively the morning workout starts at 9:00 AM with the afternoon session at 4:00 PM. Practices are on the UW-Platteville campus and are open to the public free of charge.

SCRIMMAGE: The St. Louis Rams will provide the opposition in the 1996 Scrimmage which will be held on Saturday, July 27 at 11:00 AM at Pioneer Stadium (10,000 seats) on the UW Platteville campus. Tickets go on sale through the UW-Platteville Ticket Office beginning June 1 (608) 342-1161.

ST. LOUIS RAMS: The St. Louis Rams will be in Platteville on July 25-27. They will practice with the Bears twice on Thursday and Friday and for the scrimmage Saturday.

NEW ORLEANS SAINTS: The Bears will practice with the New Orleans Saints at Platteville on Tuesday, July 30. There will be both a morning and afternoon practice.

MEDIA: Credentials are required to cover practices and press conferences. They can be obtained in the basement of Porter Hall. The media work room, equipped with phones, is also located in the basement of Porter.

PREVIOUS TRAINING CAMPS:

1984-Present	University of Wisconsin-Platteville, Wisconsin
1975-83	Lake Forest College, Lake Forest, Illinois
1944-74	St. Joseph's College, Rensselaer, Indiana
1935-43	St. John's Military Academy, Delafield, Wisconsin
1934	Lane Tech High School, Chicago, Illinois
1933	Notre Dame, South Bend, Indiana

DIRECTIONS FROM CHICAGO: (approximately three hours driving)

- Take 90 West to Route 20 West through Freeport, IL.
- Continue on Rt. 20 to Rt. 84 North which becomes Wisconsin Rt. 80/81.
- Route 80/81 will enter Platteville.
- or -
- Take 90 West through Rockford to Beloit, WI.
- Take 81 West from Beloit; it becomes Rt. 11 West.
- Stay on Rt. 11 West to Rt. 23 west of Gratoit.
- Take Rt. 23 North to Rt. 81 West.
- Stay on Rt. 81 for 29 miles until you enter Platteville.

BEAR FACILITIES

HALAS HALL

250 North Washington Road, Lake Forest, IL 60045
847-295-6600

Located on the picturesque campus of Lake Forest College, Halas Hall is the Bears' year-round home. Named to honor the late George S. Halas, the Bears founder and one of the pioneers of the NFL, the building is dedicated to the memory of George Halas, Jr., who died December 16, 1979.

Halas Hall was opened to the players in September of '79. Coaches and administrative staff members moved into the top level of the three-story complex in November. Finishing touches were completed in May of 1980.

In the spring of 1985, the Bears' corporate offices were moved to Halas Hall from downtown. One regulation-size grass football field and one 70-yard field are situated behind the building.

Designed by Allan M. Pickus Architects and built by Pickus Construction of Waukegan, IL, the lower floor houses team meeting rooms, a player lounge, a racquetball court, rookie and staff lockers and shower areas, storage and utility rooms. The ground-level floor features the veteran's lockerroom, showers, sauna, training and weight rooms, coaches' lockerroom, equipment rooms, laundry, video lab, darkroom, computer department, and media workroom.

The top floor holds the reception area, staff offices, coaches offices, conference rooms, duplicating room, and a mini-kitchen.

TICKET OFFICE

950 North Western Avenue, Lake Forest, IL 60045

847-615-BEAR (2327) for the Ticket Office — 847-295-6600 for other departments

The Ticket Office is currently located in downtown Lake Forest just a mile from Halas Hall. Single game tickets are sold through the mail beginning June 1 of each year. After the mail order sale concludes, individual game tickets are available at the Bears Ticket Office in Lake Forest and by calling TicketMaster (312-559-1212).

In 1993 the Bears created Bears Share which is a ticket donation program benefiting the Boy Scouts of America, Boys and Girls Club of Chicago, and Clearbrook Center for the Handicapped. The idea is simple: if a season ticket subscriber or single game purchaser cannot attend a game, he or she donates those tickets to one of the three participating agencies. The agency either arranges for a responsible adult to escort one of their program participants to a Bears game, or re-sells the tickets at face value. For more information, please call the Bears Ticket Office.

DIRECTIONS TO HALAS HALL

FROM THE LOOP — Take Edens Expressway (94 North) to 41 North (Exit 29). Exit onto Deerpath Road and head east. Go through the business district, across the railroad tracks, and turn right (south) on Washington Road. Halas Hall is a block past the second stop sign on the right side of the road (250 N. Washington Rd.). Parking is available on the left.

FROM O'HARE AIRPORT — Take 294 North to Town Line Road (Hwy. 60). Take 60 east to where it deadends into 41. Go north approximately 200 yards to the Deerpath Road exit and head east. Go through the business district, across the railroad tracks, and turn right (south) on Washington Road. Halas Hall is a block past the second stop sign on the right side of the road (250 N. Washington Rd.). Parking is available on the left.

NEW BEARS HEADQUARTERS FOR '97

Turn to Inside Front Cover for directions and information on the Bears new headquarters.

BEARS RADIO PLAY-BY-PLAY

WGN 720-AM

WGN, the nation's most-listened to station, has been the radio home of the Bears' since 1985 and anchors a network of over 60 stations across the country. The station also is the home of the *The Dave Wannstedt Show*. **Wayne Larrivee** calls play-by-play with analysis from *Pro Football Weekly's* **Hub Arkush**, and ex-Bear **Dan Hampton**. Pre-game shows begin three hours prior to kickoff. The post-game show from the lockerroom features analysis from Dave Wannstedt and key players from the game.

WAYNE LARRIVEE

The play-by-play voice of the Bears since 1985, Wayne Larrivee is one of the most versatile and talented broadcasters in the country. Larrivee is a broadcaster for three Chicago pro sports teams — also serving as the play-by-play voice of the Chicago Cubs and Chicago Bulls on WGN-TV. Larrivee's credits also include Big Ten football and basketball on Raycom and ESPN. A native New Englander, Larrivee attended Emerson College in Boston and handled play-by-play for the University of Iowa, University of Colorado, and the Missouri Valley conference. Before joining WGN, Larrivee was sports director of KCMO-radio in Kansas City where he served as the Kansas City Chiefs play-by-play voice.

HUB ARKUSH

Hub Arkush begins his 10th season as a member of the Bears radio team. Arkush is publisher of *Pro Football Weekly*, a weekly periodical devoted to pro football that is widely read in NFL circles. Arkush also serves as the founder and co-host of the syndicated radio and television shows with the same name. Arkush joined WGN in 1985 as a pre-and post-game analyst before filling in during Bears broadcasts in 1987. He is a highly sought after guest on sports talk shows nationwide. Arkush is a lifetime Chicagoan who attended Deerfield High School and the University of Michigan.

DAN HAMPTON

Dan Hampton retired from the Bears in 1990 after a distinguished 12-year career at defensive end and tackle. His toughness and ability to play with pain made him one of just three Bears to play in three different decades (1970s, 80s and 90s). A first-round draft pick from the University of Arkansas in 1979 (fourth overall), Hampton finished his Bears career with 78.5 sacks, third-best in club history. Following his playing days Hampton jumped to the TV booth, describing action for the Bears' pre-season games in 1991-92 and working two years for NBC as a NFL Analyst. Hampton resides in Little Rock, Arkansas.



Wayne Larrivee



Hub Arkush



Dan Hampton

BEARS TV / RADIO PROGRAMS

PRE-SEASON TV

For a third season, the Chicago Bears have teamed with WBBM-TV (CBS — Channel 2 in Chicago) in televising the two non-network **pre-season games** to Chicago and surrounding markets. The Bears are responsible for production and advertising sales of the games. FOX's Dick Stockton handles play-by-play duties while FOX analyst and four-time Super Bowl champion linebacker Matt Millen will describe the action.

The first and third Bears pre-season games will be shown on WBBM. The Bears-Panthers game on Saturday, August 3 starts at 6:30 PM and marks the inaugural game from the new Carolina Stadium in Charlotte. The Bears-Saints game on Saturday, August 17 in New Orleans begins at 7:00 PM.

CHICAGO BEARS WEEKLY

For the seventh season, the Chicago Bears will produce a 30-minute television show, **Chicago Bears Weekly**. The show airs each Saturday night at 10:30 PM on WBBM-TV in Chicago beginning August 31 and continues throughout the season.

Every week the program presents an insider's view of the Bears organization including interviews with Bears players and coaches. Each episode reviews the latest Bears game and analyzes the upcoming opponent.

CHICAGO BEARS INSIDER

The Bears radio coverage on game day begins three hours prior to kickoff; and for the fifth season **Chicago Bears Insider** opens the program. **CBI** is a 45-minute show which gives Bear fans an in-depth preview and analysis of the upcoming opponent. The program includes discussion of hot NFL issues, an in-depth interview with a player or coach.

THE DAVE WANNSTEDT SHOW (Radio)

Bears Head Coach Dave Wannstedt conducts his weekly radio show on WGN (720 AM) each Monday evening from 6:30 to 7:30 PM. The hour-long **Dave Wannstedt Show** allows the Coach to look at the latest news from Halas Hall and around the NFL. Fans have the opportunity to talk with the Coach during the program's call-in segment.

THE NEW DAVE WANNSTEDT SHOW (Television)

In his fourth season as Bears head coach, Dave Wannstedt continues his weekly television program on the **The New Dave Wannstedt Show**. Coach Wannstedt's show will air Sunday nights at 10:30 PM on WBBM-TV. No matter where the game was played, Coach will appear live or via satellite with a WBBM-TV sports anchor to review game film and analyze pivotal moments from the contest. Coach Wannstedt's live appearance will serve as the night cap for all Bear fans experiencing the excitement of Bears football throughout the fall of 1996.

LUNCHEON SERIES

The **Chicago Bears / Chicago Sun-Times Luncheon Series** is the "official" Chicago Bears luncheon held every week throughout the season. Each Tuesday a current Bear player, coach, or representative will appear along with a prominent Chicago sports anchor at one of the three Maggiano's locations in the Chicagoland area (downtown, Evanston, or Oak Brook). For the fourth season the event will be televised on SportsChannel on Tuesday evenings at 10:30 PM with re-broadcasts later in the week.

NFL PHONE NUMBERS

NFL League Office	410 Park Ave, New York, NY 10022	(212) 758-1500
NFL Properties	410 Park Ave, New York, NY 10022	(212) 838-0660
NFL Films	330 Fellowship Road, Mt. Laurel, NJ 08054	(609) 778-1600
Pro Football Hall of Fame	2121 George Halas Dr. NW, Canton, OH 44708	(216) 456-8207
Elias Sports Bureau	500 Fifth Avenue, New York, NY 10036	(212) 869-1530

Team	PR Director	Phone Number
Arizona Cardinals	Paul Jensen	(602) 967-1010
Atlanta Falcons	Charlie Taylor	(404) 945-1111
Baltimore Ravens	Kevin Byrne	(410) 654-6200
Buffalo Bills	Denny Lynch	(716) 648-1800
Carolina Panthers	Charlie Dayton	(704) 358-1644
Chicago Bears	Bryan Harlan	(847) 295-6600
Cincinnati Bengals	Jack Brennan	(513) 621-3550
Dallas Cowboys	Rich Dalrymple	(214) 556-9900
Denver Broncos	Jim Saccomano	(303) 649-9000
Detroit Lions	Mike Murray	(313) 335-4131
Green Bay Packers	Lee Rummel	(414) 494-2351
Houston/Nashville Oilers	Dave Pearson	(713) 881-3500
Indianapolis Colts	Craig Kelley	(317) 297-2658
Jacksonville Jaguars	Dan Edwards	(904) 633-6000
Kansas City Chiefs	Bob Moore	(816) 924-9300
Miami Dolphins	Harvey Greene	(305) 620-5000
Minnesota Vikings	Dave Pelletier	(612) 828-6500
New England Patriots	Don Lowery	(508) 543-8200
New Orleans Saints	Rusty Kasmiersky	(504) 733-0255
New York Giants	Pat Hanlon	(201) 935-8111
New York Jets	Frank Ramos	(516) 538-6600
Oakland Raiders	Al LoCasale	(510) 567-9000
Philadelphia Eagles	Ron Howard	(215) 463-2500
Pittsburgh Steelers	Rob Boulware	(412) 323-1200
St. Louis Rams	Rick Smith	(314) 982-7267
San Diego Chargers	Bill Johnston	(619) 280-2111
San Francisco 49ers	Rodney Knox	(408) 562-4949
Seattle Seahawks	Gary Wright	(206) 827-9777
Tampa Bay Buccaneers	Chip Namias	(813) 870-2700
Washington Redskins	Mike McCall	(703) 471-9100

IMPORTANT DATES IN 1996-97

Fri., July 19	Two-a-day practices begin — Platteville, WI
Sat., July 27	Scrimmage with St. Louis Rams — Pioneer Stadium, Platteville (11:00 AM CT)
Fri., Aug. 2	Unsigned draftees cannot be traded during the 1995 season
Sat., Aug. 3	Pre-season opener at Carolina Panthers — Charlotte (6:30 PM CT)
Tue., Aug. 20	Roster cut to 60 (3:00 PM CT)
Sun., Aug. 25	Roster cut to 53 (3:00 PM CT)
Tue., Aug. 27	Clubs may create practice squad of up to five players.
Mon., Sept. 3	Regular season opener vs. Cowboys — Soldier Field (Monday, 8:00 PM CT)
Tue., Oct. 8	Trade deadline (3:00 PM CT)
Tue., Nov. 7	NFL Fall meeting — (site TBA)
Sun., Dec. 22	Regular season ends vs. Buccaneers — Tampa Bay (Noon CT)
Dec. 28-29	First Round Playoff games
Jan. 4-5, 1997	Second Round Playoff games
Sun., Jan. 12, 1997	Conference Championships
Sun., Jan. 26, 1997	Super Bowl XXXI — New Orleans, LA — Kickoff at 5:00 PM CT (FOX)
Sun., Feb. 2, 1997	Pro Bowl — Honolulu, HI — 5:00 PM CT (ABC)

1996 NFL PRE-SEASON SCHEDULE

WEEK 1

Saturday, July 27

Hall of Fame Game: Indianapolis vs. New Orleans (at Canton, OH).....(ABC) 1:30 PM
Oakland at Dallas 8:00 PM

Friday, August 2

American Bowl: Pittsburgh vs. San Diego (at Tokyo).....(ESPN) 9:00 PM
Washington at Buffalo 6:30 PM
New Orleans at Detroit 6:30 PM
New England at Green Bay 7:00 PM
New York Giants at Jacksonville 7:00 PM
Oakland at Arizona 8:30 PM
Denver at San Francisco 3:00 PM
St. Louis at Pittsburgh 5:00 PM
Tampa Bay at Miami 6:00 PM

Saturday, August 3

Chicago at Carolina.....(WBBM — Channel 2) 6:30 PM
Indianapolis at Cincinnati..... 6:30 PM
Philadelphia at Baltimore 6:30 PM
Houston vs. New York Jets (at Jackson, MS) 7:00 PM
San Diego at Minnesota 7:00 PM
Atlanta at Seattle 9:00 PM
Dallas vs. Kansas City (at Monterrey, Mexico) (ABC) 7:00 PM

Monday, August 5

WEEK 2

Thursday, August 8

New York Jets at Philadelphia 6:30 PM
Seattle at Oakland 7:00 PM
Buffalo at Minnesota (TNT) 7:00 PM

Friday, August 9

Washington at Detroit 6:30 PM
Jacksonville at St. Louis 7:00 PM

Saturday, August 10

Baltimore at New York Giants (NBC) Noon
Atlanta at Tampa Bay 6:30 PM
San Diego at San Francisco (FOX) 7:00 PM
Carolina at Denver 7:00 PM
Indianapolis at Houston 7:00 PM
New Orleans at Kansas City 7:00 PM
Cincinnati at Arizona 8:30 PM

Sunday, August 11

Miami at Chicago.....(NBC) Noon
Pittsburgh at Green Bay (TNT) 7:00 PM
New England at Dallas (ESPN) 7:00 PM

Monday, August 12

WEEK 3

Thursday, August 15

Oakland at Atlanta (ESPN) 7:00 PM

Friday, August 16

Cincinnati at Washington 7:00 PM

Saturday, August 17

Tampa Bay at Pittsburgh 5:00 PM
Green Bay at Baltimore 6:00 PM
Seattle at Indianapolis 6:00 PM
Buffalo at Carolina 6:30 PM
Chicago at New Orleans.....(WBBM — Channel 2) 7:00 PM
Detroit at Houston 7:00 PM
St. Louis at Kansas City 7:00 PM
New York Giants at New York Jets 7:00 PM
Denver at Dallas (FOX) 7:00 PM
Arizona at San Diego 9:00 PM
Philadelphia at New England (NBC) Noon
San Francisco at Jacksonville (TNT) 7:00 PM
Minnesota at Miami (ABC) 7:00 PM

Sunday, August 18

Monday, August 19

WEEK 4

Thursday, August 22

Kansas City at Chicago.....(ABC) 7:00 PM

Friday, August 23

Arizona at Atlanta 6:30 PM
Baltimore at Buffalo 6:30 PM
Detroit at Cincinnati 6:30 PM
Miami at Tampa Bay 6:30 PM
Pittsburgh at Philadelphia 6:30 PM
Carolina at New York Giants 7:00 PM
Jacksonville at Denver 7:00 PM
Minnesota at New Orleans 7:00 PM
San Diego at St. Louis 7:00 PM
Washington at New England 7:00 PM
New York Jets at Oakland 9:00 PM
San Francisco at Seattle 9:00 PM
Dallas vs. Houston (at Orlando) 5:30 PM
Green Bay at Indianapolis (FOX) 7:00 PM

Saturday, August 24

All times Chicago time

MEDIA INFORMATION

CREDENTIALS: News media representatives who have not been issued season press credentials should request single game credentials in advance by writing or calling Bryan Harlan, Director of Public Relations, Halas Hall, 250 N. Washington Road, Lake Forest, IL 60045. (847) 295-6600. Credentials will be left at the PRESS WILL CALL window located at Gate 17 on the west side of the stadium. PRESS WILL CALL opens three hours before kickoff. Space is extremely limited in the Soldier Field Press Box, so guests are NOT permitted and credentials are limited to working press only.

PHOTOGRAPHERS: Sideline credentials for field photographers are issued by the Bears' PR department. Space limitations make it impossible to accredit free lance photographers who are not on specific assignment by a recognized sports or news publication. Sideline credentials must be reserved five days before the game and can be picked up at Gate 17.

PARKING: Media parking is extremely limited this season due to city construction on Lake Shore Drive which eliminated several hundred spaces. Applications must be made in writing on company letterhead to Bryan Harlan.

TELEPHONES: The Bears provide a limited number of co-op credit card phones for copy transmission. To order phone lines in the Soldier Field Press Box call: Sandy Akbar at Illinois Bell (312) 750-6893.

TO SOLDIER FIELD FROM O'HARE AIRPORT: Take Kennedy Expressway to Congress Street. Exit East to Columbus Drive. Go right (south) on Columbus until it feeds into Lake Shore Drive South. Due to construction, follow signs to Soldier Field parking.

FROM SOLDIER FIELD TO O'HARE AIRPORT: Take Lake Shore Drive South to I-55 (on right). Take I-55 to I-90/94. Exit North to Wisconsin. Follow signs to O'Hare.

DIRECTIONS OUT OF PRESS BOX AFTER GAME: Take press box elevator to first level concourse inside stadium; follow inside concourse to south end of stadium. Exit at Gate O. All taxi cabs are instructed to pick up at Gate O.

POST-GAME TRANSPORTATION: Please advise Bears' PR personnel as soon as possible should you require post-game transportation. Phone: (312) TAXI-CAB (829-4222).

BEARS PUBLIC RELATIONS TELEPHONE NUMBERS:

Office: (847) 295-6600	Office Extensions	Home
Bryan Harlan, Director	219	(312) 975-8082
Doug Green, Assistant Director	259	(847) 295-1116

BEARS' 1996 ROAD HEADQUARTERS

Carolina (pre-season)	Charlotte Marriott Executive Park	704-527-9650
New Orleans (regular and pre-season)	Hilton Riverside	504-561-0500
Washington	Loews L'Enfant Plaza Hotel	202-484-1000
Detroit	DoubleTree Guest Suites	810-879-7500
Minnesota	Marriott City Center	612-349-4000
Denver	DoubleTree Hotel	303-337-2800
Kansas City	Westin Crown Center	816-391-4423
Green Bay	Comfort Suites	414-499-7449
Tampa Bay	Sheraton Grand Hotel	813-286-4400

VISITING TEAMS' HOTELS IN CHICAGO

Miami (pre-season)	Hyatt Regency — O'Hare	847-696-1234
Kansas City (pre-season), Tampa Bay, Detroit, Minnesota	Westin — Downtown	312-943-7200
Dallas, St. Louis, San Diego, Oakland	Hyatt Regency — Downtown	312-565-1234
Green Bay	Westin — O'Hare	312-698-6000

1996 BEARS SCHEDULE

PRE-SEASON

Date	Opponent	Chicago Time	TV
Sat., Aug. 3	at Carolina Panthers	6:30 PM	WBBM
Sun., Aug. 11	MIAMI DOLPHINS	Noon	NBC
Sat., Aug. 17	at New Orleans Saints	7:00 PM	WBBM
Thurs., Aug. 22	KANSAS CITY CHIEFS	7:00 PM	ABC

REGULAR SEASON

Date	Opponent	Chicago Time	TV
Mon., Sept. 2	DALLAS COWBOYS	8:00 PM	ABC
Sun., Sept. 8	at Washington Redskins	Noon	FOX
Sun., Sept. 15	MINNESOTA VIKINGS	Noon	FOX
Sun., Sept. 22	at Detroit Lions	3:00 PM	FOX
Sun., Sept. 29	OAKLAND RAIDERS	Noon	NBC
Sun., Oct. 6	GREEN BAY PACKERS	Noon	FOX
Sun., Oct. 13	at New Orleans Saints	Noon	FOX
Sun., Oct. 20	Bye Week		
Mon., Oct. 28	at Minnesota Vikings	8:00 PM	ABC
Sun., Nov. 3	TAMPA BAY BUCCANEERS	Noon	FOX
Sun., Nov. 10	at Denver Broncos	3:00 PM	FOX
Sun., Nov. 17	at Kansas City Chiefs	Noon	FOX
Sun., Nov. 24	DETROIT LIONS	Noon	FOX
Sun., Dec. 1	at Green Bay Packers	Noon	FOX
Sun., Dec. 18	ST. LOUIS RAMS	Noon	FOX
Sat., Dec. 14	SAN DIEGO CHARGERS	3:00 PM	NBC
Sun., Dec. 22	at Tampa Bay Buccaneers	Noon	FOX

BEARS
MEDIA
GUIDE



Proud to be the official airline of the Chicago Bears.

 UNITED AIRLINES

1996 NFL SCHEDULE

WEEK 10

No game: Jacksonville, NY Jets

Sunday, November 3

Arizona at NY Giants, NOON
Carolina at Atlanta, NOON
Cincinnati at Baltimore, NOON
Detroit at Green Bay, NOON
Kansas City at Minnesota, NOON
Philadelphia at Dallas, NOON
St. Louis at Pittsburgh, NOON
San Diego at Indianapolis, NOON
Tampa Bay at Chicago, NOON
Houston at Seattle, 3:00 PM
Miami at New England, 3:00 PM
Washington at Buffalo, 3:00 PM
San Francisco at New Orleans, 7:00 PM

Monday, November 4

Denver at Oakland, 8:00 PM

WEEK 13

Sunday, November 24

Atlanta at Cincinnati, NOON
Carolina at Houston, NOON
Denver at Minnesota, NOON
Detroit at Chicago, NOON
Indianapolis at New England, NOON
Jacksonville at Baltimore, NOON
New Orleans at Tampa Bay, NOON
NY Jets at Buffalo, NOON
San Diego at Kansas City, NOON
San Francisco at Washington, NOON
Dallas at NY Giants, 3:00 PM
Oakland at Seattle, 3:00 PM
Philadelphia at Arizona, 3:00 PM
Green Bay at St. Louis, 7:00 PM

Monday, November 25

Pittsburgh at Miami, 8:00 PM

WEEK 16

Saturday, December 14

Philadelphia at NY Jets, 11:30 AM
San Diego at Chicago, 3:00 PM
Sunday, December 15
Baltimore at Carolina, NOON
Cincinnati at Houston, NOON
Green Bay at Detroit, NOON
Indianapolis at Kansas City, NOON
New England at Dallas, NOON
New Orleans at NY Giants, NOON
St. Louis at Atlanta, NOON
San Francisco at Pittsburgh, NOON
Tampa Bay at Minnesota, NOON
Oakland at Denver, 3:00 PM
Washington at Arizona, 3:00 PM
Seattle at Jacksonville, 7:00 PM

Monday, December 16

Buffalo at Miami, 8:00 PM

WEEK 11

Sunday, November 10

Arizona at Washington, NOON
Atlanta at St. Louis, NOON
Buffalo at Philadelphia, NOON
Green Bay at Kansas City, NOON
Houston at New Orleans, NOON
Indianapolis at Miami, NOON
New England at NY Jets, NOON
Oakland at Tampa Bay, NOON
Pittsburgh at Cincinnati, NOON
Dallas at San Francisco, 3:00 PM
Baltimore at Jacksonville, 3:00 PM
Chicago at Denver, 3:00 PM
Minnesota at Seattle, 3:00 PM
NY Giants at Carolina, 7:00 PM

Monday, November 11

Detroit at San Diego, 8:00 PM

WEEK 14

Thanksgiving Day

Kansas City at Detroit, 11:30 AM
Washington at Dallas, 3:00 PM

Sunday, December 1

Arizona at Minnesota, NOON
Buffalo at Indianapolis, NOON
Chicago at Green Bay, NOON
Cincinnati at Jacksonville, NOON
NY Giants at Philadelphia, NOON
Pittsburgh at Baltimore, NOON
Tampa Bay at Carolina, NOON
Seattle at Denver, 3:00 PM
Houston at NY Jets, 3:00 PM
Miami at Oakland, 3:00 PM
St. Louis at New Orleans, 3:00 PM
New England at San Diego, 7:00 PM

Monday, December 2

San Francisco at Atlanta, 8:00 PM

WEEK 17

Saturday, December 21

New England at NY Giants, 11:30 AM
New Orleans at St. Louis, 3:00 PM
Sunday, December 22
Arizona at Philadelphia, NOON
Atlanta at Jacksonville, NOON
Chicago at Tampa Bay, NOON
Houston at Baltimore, NOON
Indianapolis at Cincinnati, NOON
Kansas City at Buffalo, NOON
Miami at NY Jets, NOON
Minnesota at Green Bay, NOON
Pittsburgh at Carolina, NOON
Dallas at Washington, 3:00 PM
Seattle at Oakland, 3:00 PM
Denver at San Diego, 7:00 PM

Monday, December 23

Detroit at San Francisco, 8:00 PM

WEEK 12

Sunday, November 17

Carolina at St. Louis, NOON
Chicago at Kansas City, NOON
Cincinnati at Buffalo, NOON
Denver at New England, NOON
Jacksonville at Pittsburgh, NOON
New Orleans at Atlanta, NOON
NY Jets at Indianapolis, NOON
Seattle at Detroit, NOON
Washington at Philadelphia, NOON
Baltimore at San Francisco, 3:00 PM
Miami at Houston, 3:00 PM
NY Giants at Arizona, 3:00 PM
Tampa Bay at San Diego, 3:00 PM
Minnesota at Oakland, 7:00 PM

Monday, November 18

Green Bay at Dallas, 8:00 PM

WEEK 15

Thursday, December 5

Philadelphia at Indianapolis, 7:00 PM

Sunday, December 8

Atlanta at New Orleans, NOON
Baltimore at Cincinnati, NOON
Denver at Green Bay, NOON
Jacksonville at Houston, NOON
NY Giants at Miami, NOON
St. Louis at Chicago, NOON
San Diego at Pittsburgh, NOON
Washington at Tampa Bay, NOON
NY Jets at New England, 3:00 PM
Buffalo at Seattle, 3:00 PM
Carolina at San Francisco, 3:00 PM
Dallas at Arizona, 3:00 PM
Minnesota at Detroit, 7:00 PM

Monday, December 9

Kansas City at Oakland, 8:00 PM

POST-SEASON

Saturday, December 28, 1996

First Round, 11:30 AM and 3:00 PM

Sunday, December 29, 1996

First Round, 11:30 AM and 3:00 PM

Saturday, January 4, 1997

Second Round, 11:30 AM and 3:00 PM

Sunday, January 5, 1997

Second Round, 11:30 AM and 3:00 PM

Sunday, January 12, 1997

Conference Championships

11:30 AM and 3:00 PM

Sunday, January 26, 1997

Super Bowl XXXI — New Orleans

5:00 PM — FOX

Sunday, February 2, 1997

Pro Bowl, 5:00 PM — Honolulu

All times Chicago time

1996 NFL SCHEDULE

WEEK 1

Sunday, September 1

Arizona at Indianapolis, NOON
Atlanta at Carolina, NOON
Cincinnati at St. Louis, NOON
Detroit at Minnesota, NOON
Kansas City at Houston, NOON
Oakland at Baltimore, NOON
Philadelphia at Washington, NOON
Pittsburgh at Jacksonville, NOON
Green Bay at Tampa Bay, 3:00 PM
New England at Miami, 3:00 PM
New Orleans at San Francisco, 3:00 PM
NY Jets at Denver, 3:00 PM
Seattle at San Diego, 3:00 PM
Buffalo at NY Giants, 7:00 PM

Monday, September 2

Dallas at Chicago, 8:00 PM

WEEK 4

No game: Baltimore, Cincinnati, Houston, Pittsburgh

Sunday, September 22

Arizona at New Orleans, NOON
Denver at Kansas City, NOON
Green Bay at Minnesota, NOON
NY Giants at NY Jets, NOON
San Francisco at Carolina, NOON
Seattle at Tampa Bay, NOON
Washington at St. Louis, NOON
Chicago at Detroit, 3:00 PM
Dallas at Buffalo, 3:00 PM
Jacksonville at New England, 3:00 PM
San Diego at Oakland, 3:00 PM
Philadelphia at Atlanta, 7:00 PM

Monday, September 23

Miami at Indianapolis, 8:00 PM

WEEK 7

No game: Denver, Kansas City, San Diego, Seattle

Sunday, October 13

Arizona at Dallas, NOON
Chicago at New Orleans, NOON
Cincinnati at Pittsburgh, NOON
Houston at Atlanta, NOON
Miami at Buffalo, NOON
Minnesota at Tampa Bay, NOON
NY Jets at Jacksonville, NOON
St. Louis at Carolina, NOON
Washington at New England, NOON
Detroit at Oakland, 3:00 PM
Philadelphia at NY Giants, 3:00 PM
Baltimore at Indianapolis, 7:00 PM

Monday, October 14

San Francisco at Green Bay, 8:00 PM

WEEK 2

Sunday September 8

Baltimore at Pittsburgh, NOON
Carolina at New Orleans, NOON
Chicago at Washington, NOON
Houston at Jacksonville, NOON
Indianapolis at NY Jets, NOON
Minnesota at Atlanta, NOON
New England at Buffalo, NOON
Oakland at Kansas City, NOON
Tampa Bay at Detroit, NOON
Cincinnati at San Diego, 3:00 PM
Denver at Seattle, 3:00 PM
NY Giants at Dallas, 3:00 PM
St. Louis at San Francisco, 3:00 PM
Miami at Arizona, 7:00 PM

Monday, September 9

Philadelphia at Green Bay, 8:00 PM

WEEK 5

No game: Buffalo, Indianapolis, Miami, New England

Sunday, September 29

Carolina at Jacksonville, NOON
Denver at Cincinnati, NOON
Detroit at Tampa Bay, NOON
Houston at Pittsburgh, NOON
Minnesota at NY Giants, NOON
New Orleans at Baltimore, NOON
Oakland at Chicago, NOON
Atlanta at San Francisco, 3:00 PM
Green Bay at Seattle, 3:00 PM
Kansas City at San Diego, 3:00 PM
St. Louis at Arizona, 3:00 PM
NY Jets at Washington, 7:00 PM

Monday, September 30

Dallas at Philadelphia, 8:00 PM

WEEK 8

No game: Chicago, Detroit, Green Bay, Minnesota

Thursday, October 17

Seattle at Kansas City, 7:00 PM

Sunday, October 20

Atlanta at Dallas, NOON
Miami at Philadelphia, NOON
New England at Indianapolis, NOON
New Orleans at Carolina, NOON
NY Giants at Washington, NOON
Baltimore at Denver, 3:00 PM
Buffalo at NY Jets, 3:00 PM
Cincinnati at San Francisco, 3:00 PM
Jacksonville at St. Louis, 3:00 PM
Pittsburgh at Houston, 3:00 PM
Tampa Bay at Arizona, 3:00 PM

Monday, October 21

Oakland at San Diego, 8:00 PM

WEEK 3

No game: Atlanta, Carolina, St. Louis, San Francisco

Sunday, September 15

Arizona at New England, NOON
Baltimore at Houston, NOON
Detroit at Philadelphia, NOON
Minnesota at Chicago, NOON
New Orleans at Cincinnati, NOON
NY Jets at Miami, NOON
San Diego at Green Bay, NOON
Indianapolis at Dallas, 3:00 PM
Jacksonville at Oakland, 3:00 PM
Kansas City at Seattle, 3:00 PM
Washington at NY Giants, 3:00 PM
Tampa Bay at Denver, 7:00 PM

Monday, September 16

Buffalo at Pittsburgh, 8:00 PM

WEEK 6

No game: Arizona, Dallas, NY Giants, Philadelphia, Tampa Bay, Washington

Sunday, October 6

Atlanta at Detroit, NOON
Carolina at Minnesota, NOON
Green Bay at Chicago, NOON
New England at Baltimore, NOON
Oakland at NY Jets, NOON
Seattle at Miami, NOON
Indianapolis at Buffalo, 3:00 PM
Jacksonville at New Orleans, 3:00 PM
San Diego at Denver, 3:00 PM
San Francisco at St. Louis, 3:00 PM
Houston at Cincinnati, 7:00 PM

Monday, October 7

Pittsburgh at Kansas City, 8:00 PM

WEEK 9

No game: New Orleans, Oakland

Sunday, October 27

Carolina at Philadelphia, NOON
Indianapolis at Washington, NOON
Jacksonville at Cincinnati, NOON
NY Giants at Detroit, NOON
Pittsburgh at Atlanta, NOON
St. Louis at Baltimore, NOON
San Francisco at Houston, NOON
Tampa Bay at Green Bay, NOON
Dallas at Miami, 3:00 PM
Kansas City at Denver, 3:00 PM
NY Jets at Arizona, 3:00 PM
San Diego at Seattle, 3:00 PM
Buffalo at New England, 7:00 PM

Monday, October 28

Chicago at Minnesota, 8:00 PM



Put
your
thirst
on
ice.

